

MILLWORK SHOP DRAWING

DRAWING INDEX

SERIES	DRAWING NAME	PAGES
CS	COVER SHEET	1
KP	KEY PLAN & BASEBOARD	1
RCP	REFLECTED CEILING PLAN	1
A1.0	DESK/CAFE @ WAITING 106	4
A2.0	ISLAND @ TELLERS 108	10
A3.0	TELLERS 108	4
A4.0	CASH ROOM 111	6
A5.0	LOUNGE 117	6
A6.0	TOP @ VAULT 116	1
A7.0	ATM 112	3
A8.0	CEDAR SOFFIT @ CEILING	2
TOTAL		39

FINISH INDEX

ITEM	DESCRIPTION
CLG-2	SOLID WOOD CEDAR - STAIN GRADE - CEILING PLANKS SHERWIN WILLIAMS - BARE BIRCH - WEATHERED TEAK - SW3134-B
MEL-1	MELAMINE INTERIORS WHITE COLOR
PL-1	PLASTIC LAMINATE WILSONART - WHITE CARRARA - 4924-38
PL-2	PLASTIC LAMINATE WILSONART - STUDIO TEAK,7960K-18 LINEARITY
QTZ-1	QUARTZ CROSSVILLE- PC004.1SLAB12 - LIGHTNING POLISHED
WD-1	PAINT GRADE BASE BOARD SHERWIN WILLIAMS - SW7004 - SNOWBOUND - FLAT FINISH
WD-2	SOLID WOOD & VENEER - STAIN GRADE SHERWIN WILLIAMS - BARE BIRCH - WEATHERED TEAK - SW3134-B
WD-3	SOLID WOOD & VENEER - PAINT GRADE SHERWIN WILLIAMS - SW700A SNOWBOUND, SEMI - GLOSS

HARDWARE INDEX

ITEM	DESCRIPTION
H-1.0	CLIP TOP HINGE 170° - FULL OVERLAY RICHELIEU - 71T658180 - SPRING CLOSING
H-1.1	BUTT HINGE HAFELE - 926.98.050 - STAINLESS STEEL
H-2.0	4" BAR PULL - FINISH BRUSHED NICKEL PLEASE PROVIDE SPECS
H-3.0	DRAWER SLIDES ACCURIDE 3832 100LBS FULL EXTENSION 20"
H-4.0	10mm METAL SHELF PINS RICHELIEU - CP2291180 - NICKEL
H-6.4	6" TRASH GROMMET PLEASE PROVIDE SPECS
H-7.0	CONCEALED FLAT BRACKET A&M - CFLAT 21 (2.0) - BLACK
H-7.1	SUPPORT BRACKET, FLAT WALL ORIGINAL GRANITE BRACKET - FW-22(22") - BLACK
H-9.0	ALUMINUM Z-CLIPS ANODIZED ALUMINUM
H-10.0	PLASTIC BUMPERS DOOR & DRAWER BUMPERS - PLASTIC TRANSPARENT

EQUIPMENT SCHEDULE BY OTHERS

ITEM	ARCH. REF.	DESCRIPTION	MANUFACTURER	MODEL	DIMENSIONS	NOTES
EQ-01	-	UNDERCOUNTER REFRIGERATOR	GE APPLIANCES	PCR06BATSS	34 1/4 H X 23 3/4 W X 25 D	BY OTHERS
EQ-02	-	PASS	GE APPLIANCES	-	-	PLEASE PROVIDE SPECS
EQ-03	-	CASH RECYCLER	GE APPLIANCES	-	-	PLEASE PROVIDE SPECS
EQ-04	-	REFRIGERATOR	GE APPLIANCES	GIE19JSNRSS	66 3/8" H X 29 3/4" W X 34 1/2" D	BY OTHERS

PLUMBING SCHEDULE BY OTHERS

ITEM	ARCH. REF.	DESCRIPTION	MANUFACTURER	MODEL	CUTOUT DIMENSIONS	NOTES
P-01	-	UNDERMOUNT SINK	---	---	---	PLEASE PROVIDE SPECS
P-02	-	FAUCET	---	---	---	PLEASE PROVIDE SPECS

PROJECT:

ARCHITECT / DESIGNER:

CONTRACTOR:

PROJECT MANAGER:	DRAWN BY:
---	HD
SCALE:	DATE DRAWN:
AS NOTED	08/22/2022
REVISIONS:	JOB NUMBER:
#1:	---
#2:	
#3:	
#4:	
#5:	
#6:	
#7:	
#8:	

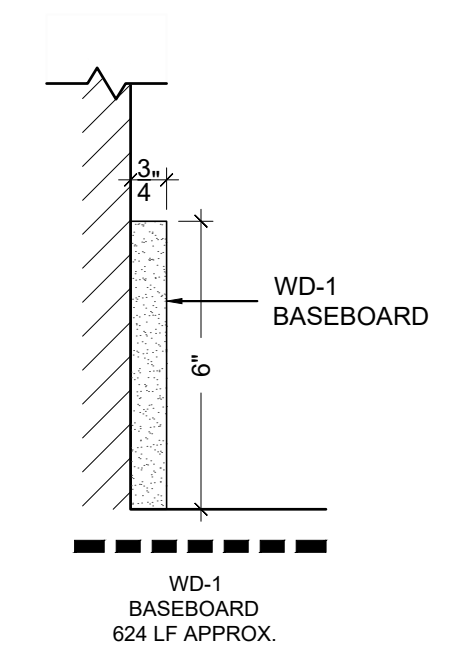
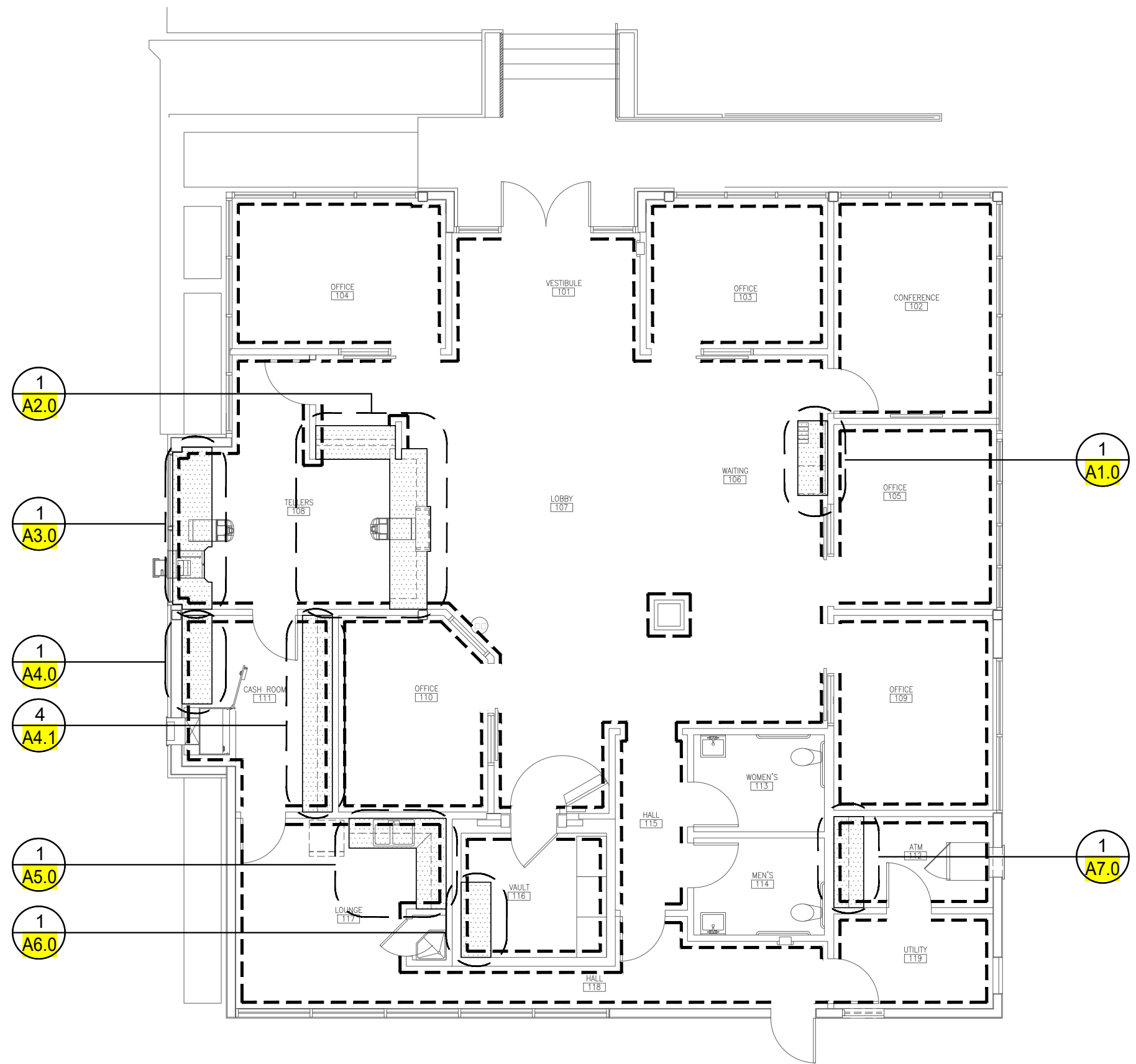
CS

ROOM NAME

COVER SHEET

FINISH INDEX

WD-1 PAINT GRADE BASE BOARD
 SHERWIN WILLIAMS - SW7004 - SNOWBOUND - FLAT FINISH

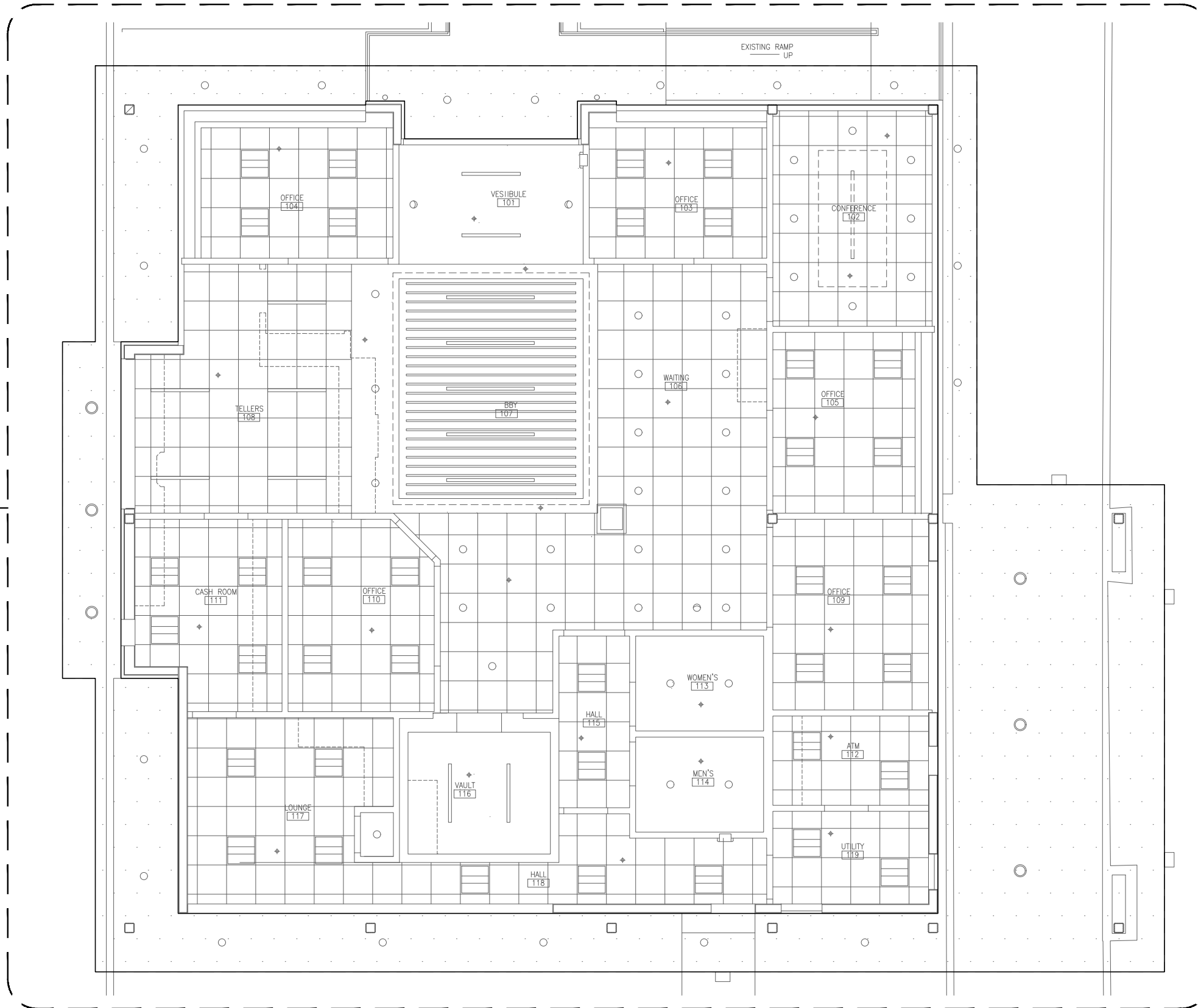


1
 KP FLOOR PLAN - KEY PLAN
 SCALE: 1/8" = 1'-0" ARCH. REF.: 1/A201

D1
 KP DETAIL
 SCALE: 3" = 1'-0" ARCH. REF.: NONE

PROJECT: _____
 ARCHITECT / DESIGNER: _____
 CONTRACTOR: _____
 PROJECT MANAGER: _____ DRAWN BY: HD
 SCALE: AS NOTED DATE DRAWN: 08/22/2022
 REVISIONS: _____ JOB NUMBER: _____
 #1: _____
 #2: _____
 #3: _____
 #4: _____
 #5: _____
 #6: _____
 #7: _____
 #8: _____

KP
 FLOOR PLAN
 KEY PLAN & BASEBOARD



1
A8.0

1 REFLECTED CEILING PLAN
RCP SCALE: 1/8" = 1'-0" ARCH.REF.: 1/A300

PROJECT:

ARCHITECT / DESIGNER:

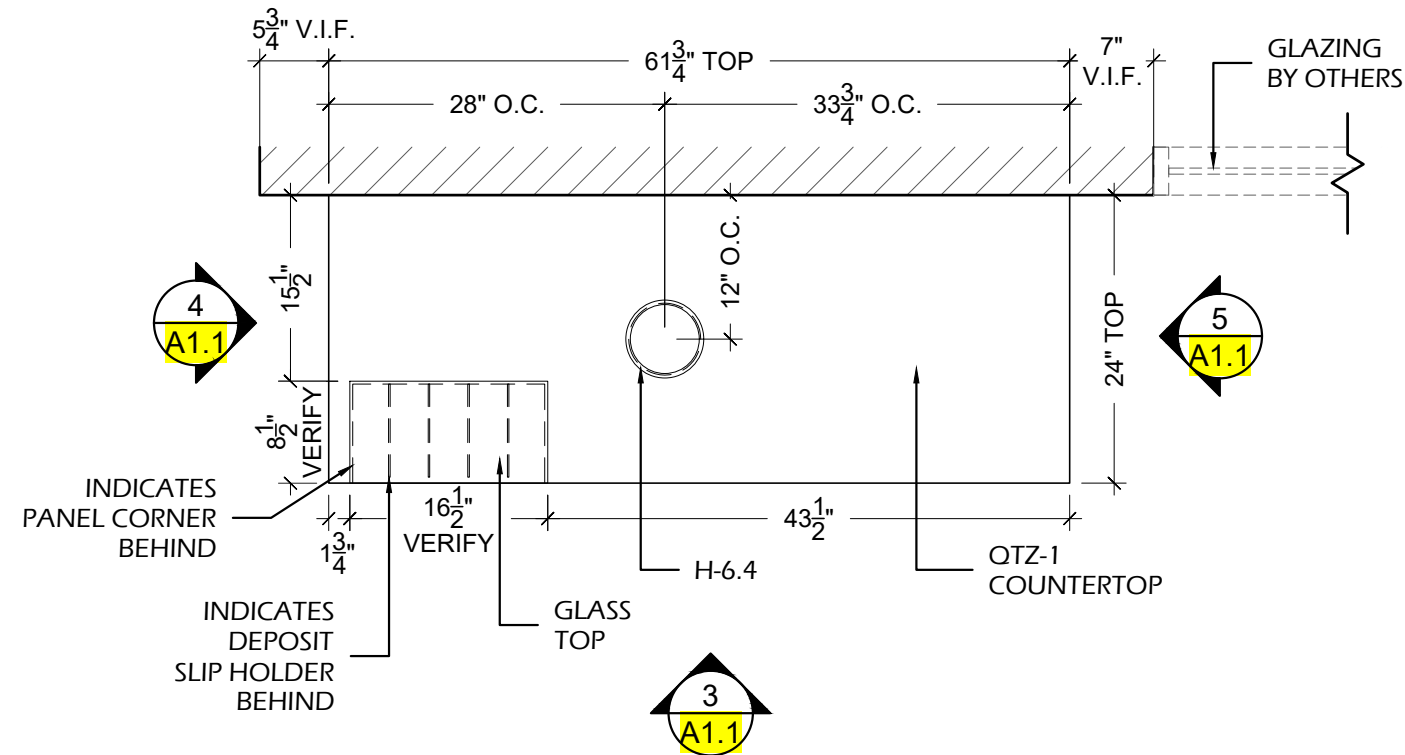
CONTRACTOR:

PROJECT MANAGER:	DRAWN BY:
---	HD
SCALE:	DATE DRAWN:
AS NOTED	08/22/2022
REVISIONS:	JOB NUMBER:
#1:	---
#2:	
#3:	
#4:	
#5:	
#6:	
#7:	
#8:	

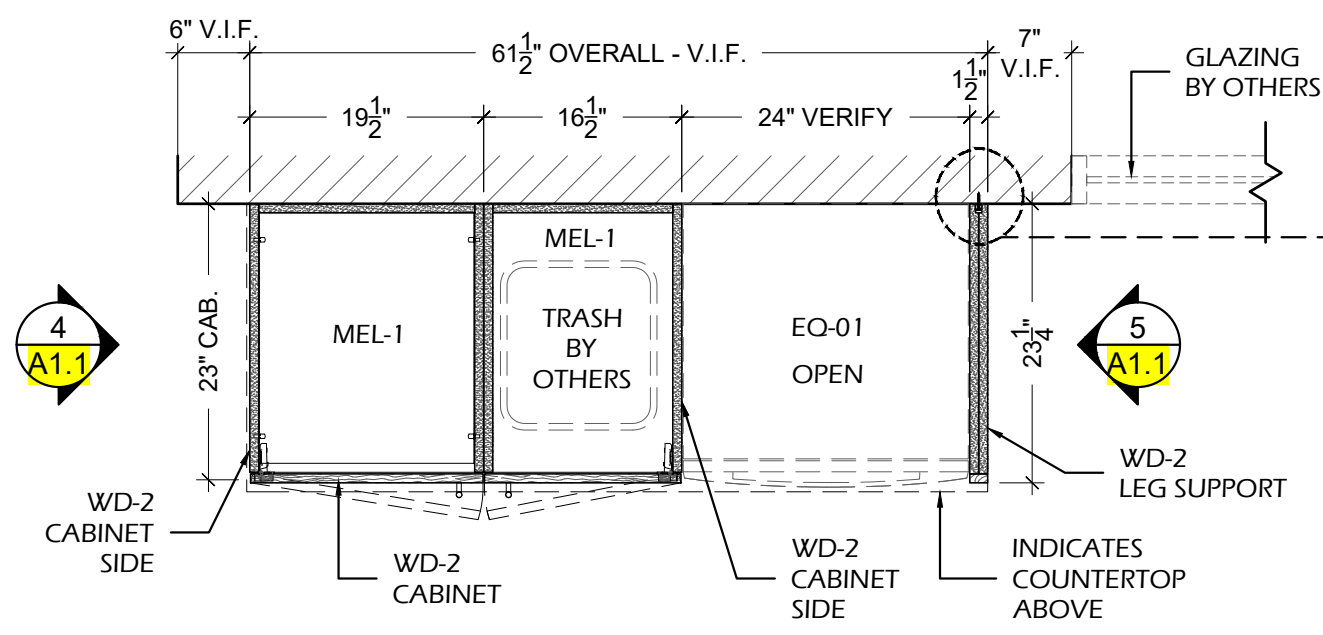
RCP
REFLECTED
CEILING PLAN
RCP

EQUIPMENT SCHEDULE BY OTHERS

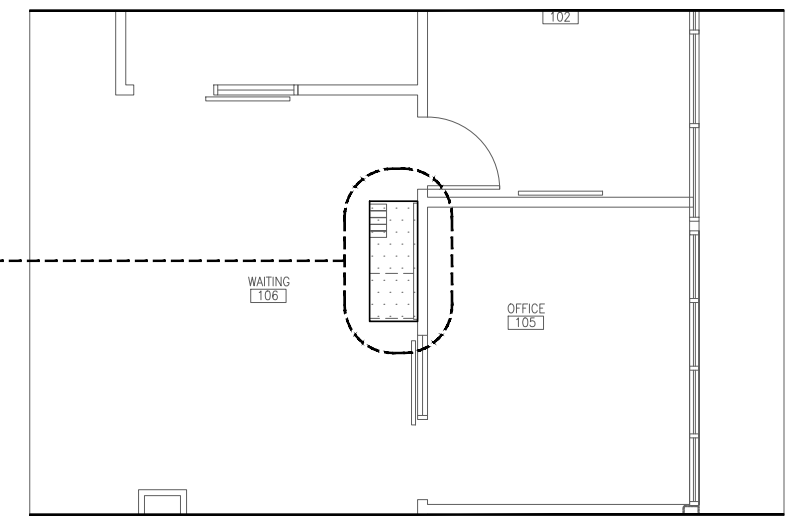
ITEM	ARCH. REF.	DESCRIPTION	MANUFACTURER	MODEL	DIMENSIONS	NOTES
EQ-01	-	UNDERCOUNTER REFRIGERATOR	GE APPLIANCES	PCR06BATSS	34 1/4 H X 23 3/4 W X 25 D	BY OTHERS



1 PLAN VIEW - WAITING 106
 SCALE: 3/4" = 1'-0" ARCH. REF.: 1/A201



2 PLAN SECTION - WAITING 106
 SCALE: 3/4" = 1'-0" ARCH. REF.: NONE



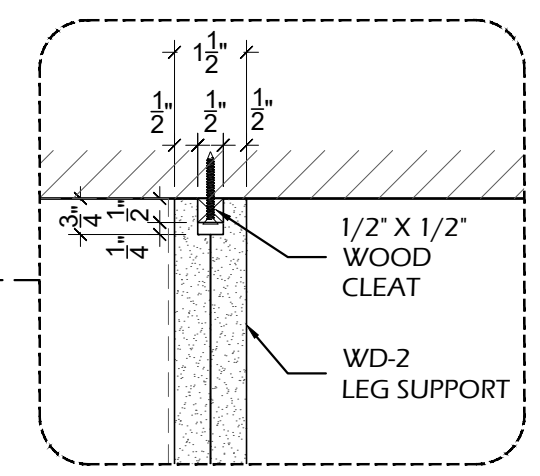
LP A1.0 LOCATION PLAN - FIRST FLOOR
 SCALE: 1/8" = 1'-0" ARCH. REF.: 1/A-201

FINISH INDEX

MEL-1	MELAMINE INTERIORS WHITE COLOR
QTZ-1	QUARTZ CROSSVILLE- PC004.1SLAB12 - LIGHTNING POLISHED
WD-2	SOLID WOOD & VENEER - STAIN GRADE SHERWIN WILLIAMS - BARE BIRCH - WEATHERED TEAK - SW3134-B

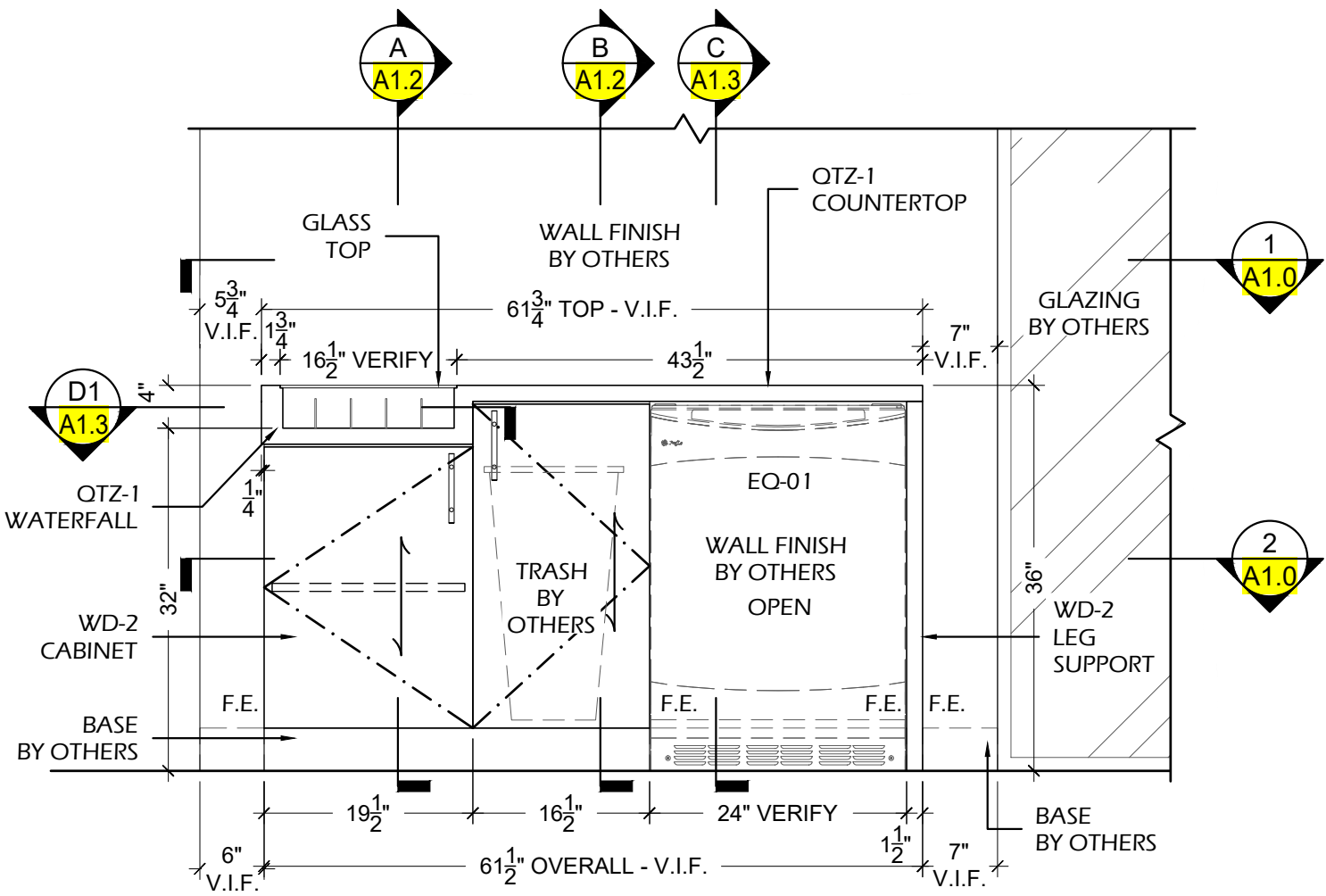
HARDWARE INDEX

H-1.0	CLIP TOP HINGE 170° - FULL OVERLAY RICHELIEU - 71T658180 - SPRING CLOSING
H-2.0	4" BAR PULL - FINISH BRUSHED NICKEL PLEASE PROVIDE SPECS
H-4.0	10mm METAL SHELF PINS RICHELIEU - CP2291180 - NICKEL
H-6.4	6" TRASH GROMMET PLEASE PROVIDE SPECS
H-10.0	PLASTIC BUMPERS DOOR & DRAWER BUMPERS - PLASTIC TRANSPARENT



PROJECT: _____
 ARCHITECT / DESIGNER: _____
 CONTRACTOR: _____
 PROJECT MANAGER: _____
 SCALE: AS NOTED
 REVISIONS: #1: _____ #2: _____ #3: _____ #4: _____ #5: _____ #6: _____ #7: _____ #8: _____
 DRAWN BY: HD
 DATE DRAWN: 08/22/2022
 JOB NUMBER: _____

A1.0
 WAITING 106
 CASEWORK



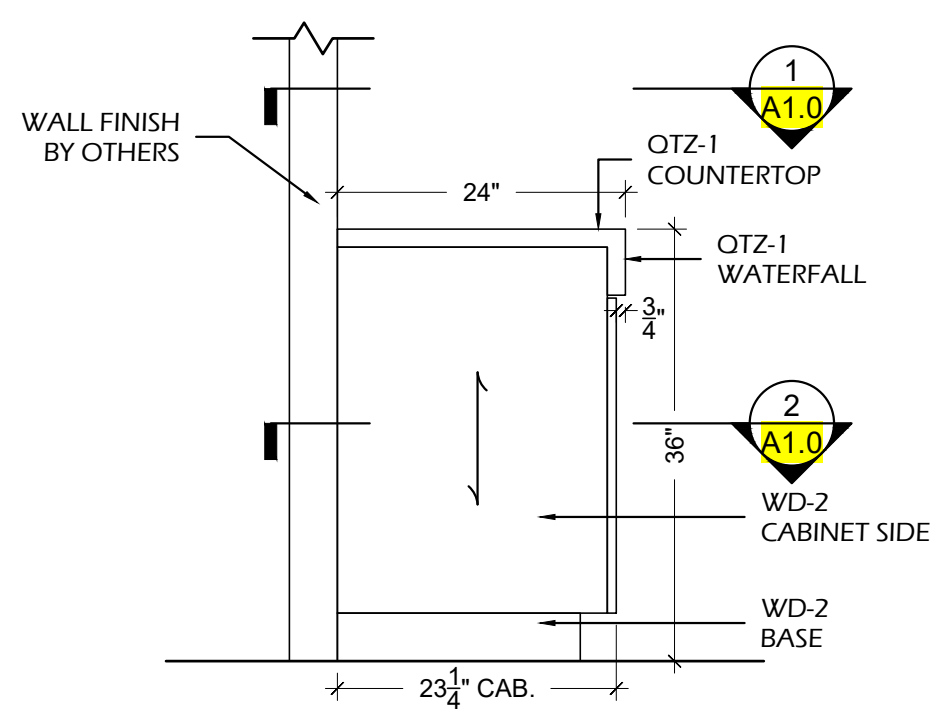
3 ELEVATION - WAITING 106
A1.1 SCALE: 3/4" = 1'-0" ARCH. REF.: 4/A802

FINISH INDEX

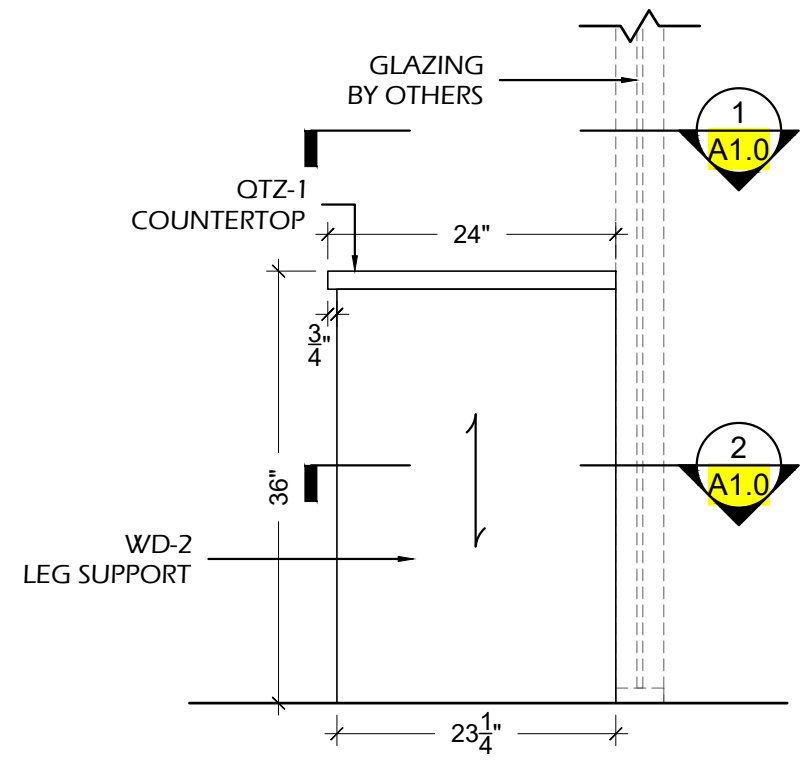
MEL-1	MELAMINE INTERIORS WHITE COLOR
QTZ-1	QUARTZ CROSSVILLE- PC004.1SLAB12 - LIGHTNING POLISHED
WD-2	SOLID WOOD & VENEER - STAIN GRADE SHERWIN WILLIAMS - BARE BIRCH - WEATHERED TEAK - SW3134-B

HARDWARE INDEX

H-1.0	CLIP TOP HINGE 170° - FULL OVERLAY RICHELIEU - 71T658180 - SPRING CLOSING
H-2.0	4" BAR PULL - FINISH BRUSHED NICKEL PLEASE PROVIDE SPECS
H-4.0	10mm METAL SHELF PINS RICHELIEU - CP2291180 - NICKEL
H-6.4	6" TRASH GROMMET PLEASE PROVIDE SPECS
H-10.0	PLASTIC BUMPERS DOOR & DRAWER BUMPERS - PLASTIC TRANSPARENT



4 ELEVATION - WAITING 106
A1.1 SCALE: 3/4" = 1'-0" ARCH. REF.: NONE



5 ELEVATION - WAITING 106
A1.1 SCALE: 3/4" = 1'-0" ARCH. REF.: NONE

PROJECT:

ARCHITECT / DESIGNER:

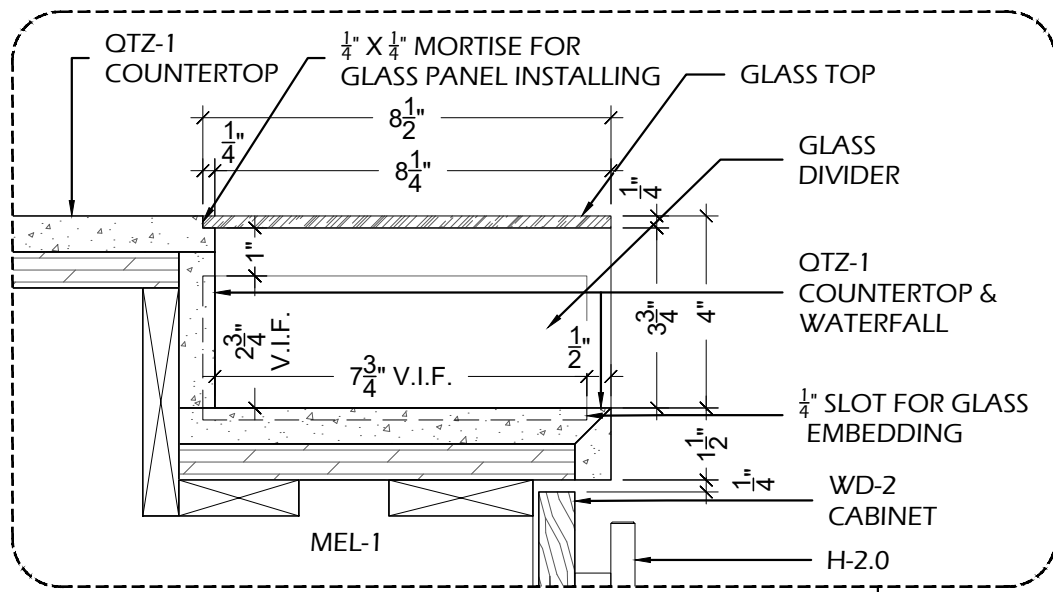
CONTRACTOR:

PROJECT MANAGER:	DRAWN BY:
---	HD
SCALE:	DATE DRAWN:
AS NOTED	08/22/2022
REVISIONS:	JOB NUMBER:
#1:	---
#2:	
#3:	
#4:	
#5:	
#6:	
#7:	
#8:	

A1.1

WAITING 106

CASEWORK

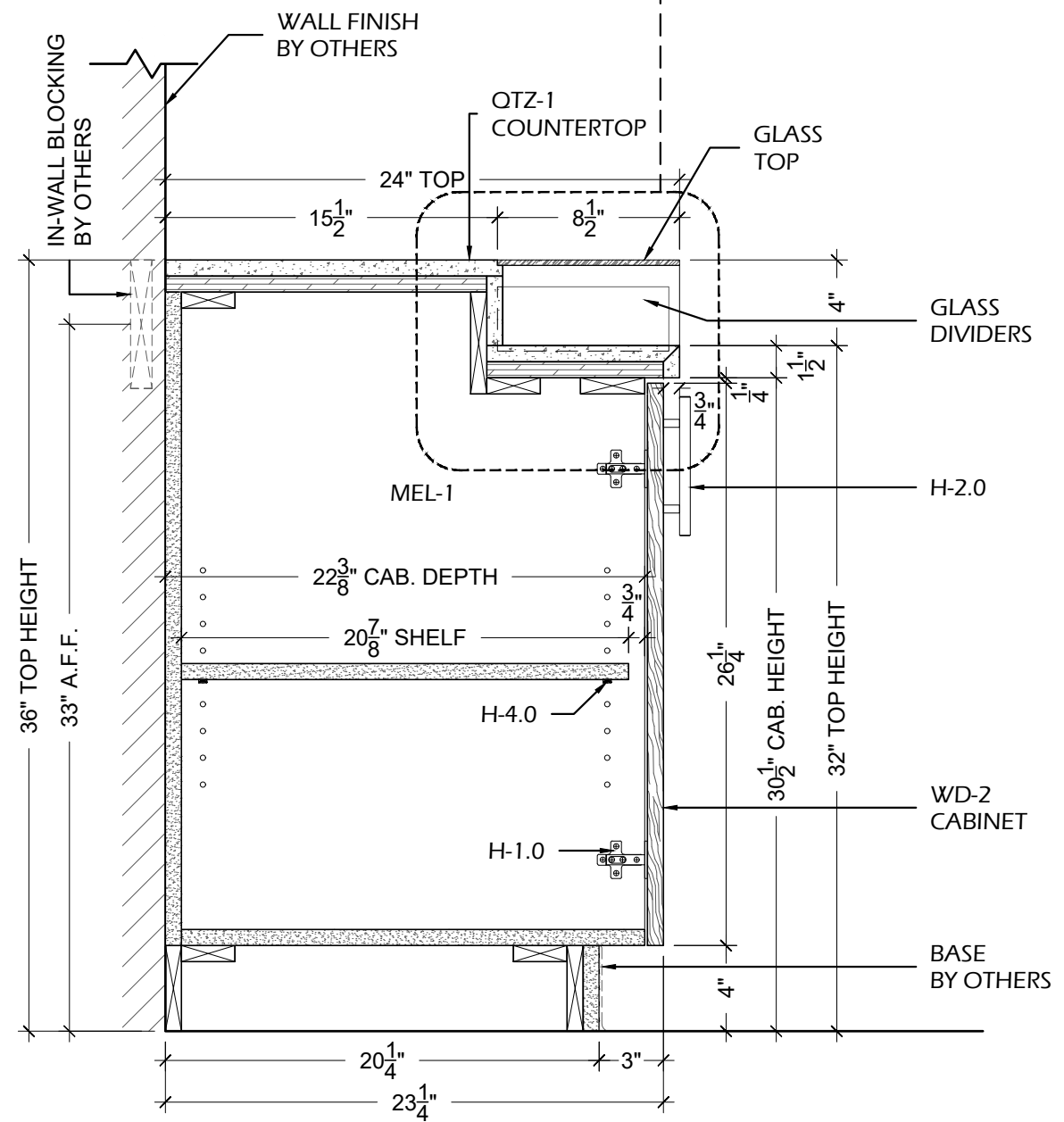


FINISH INDEX

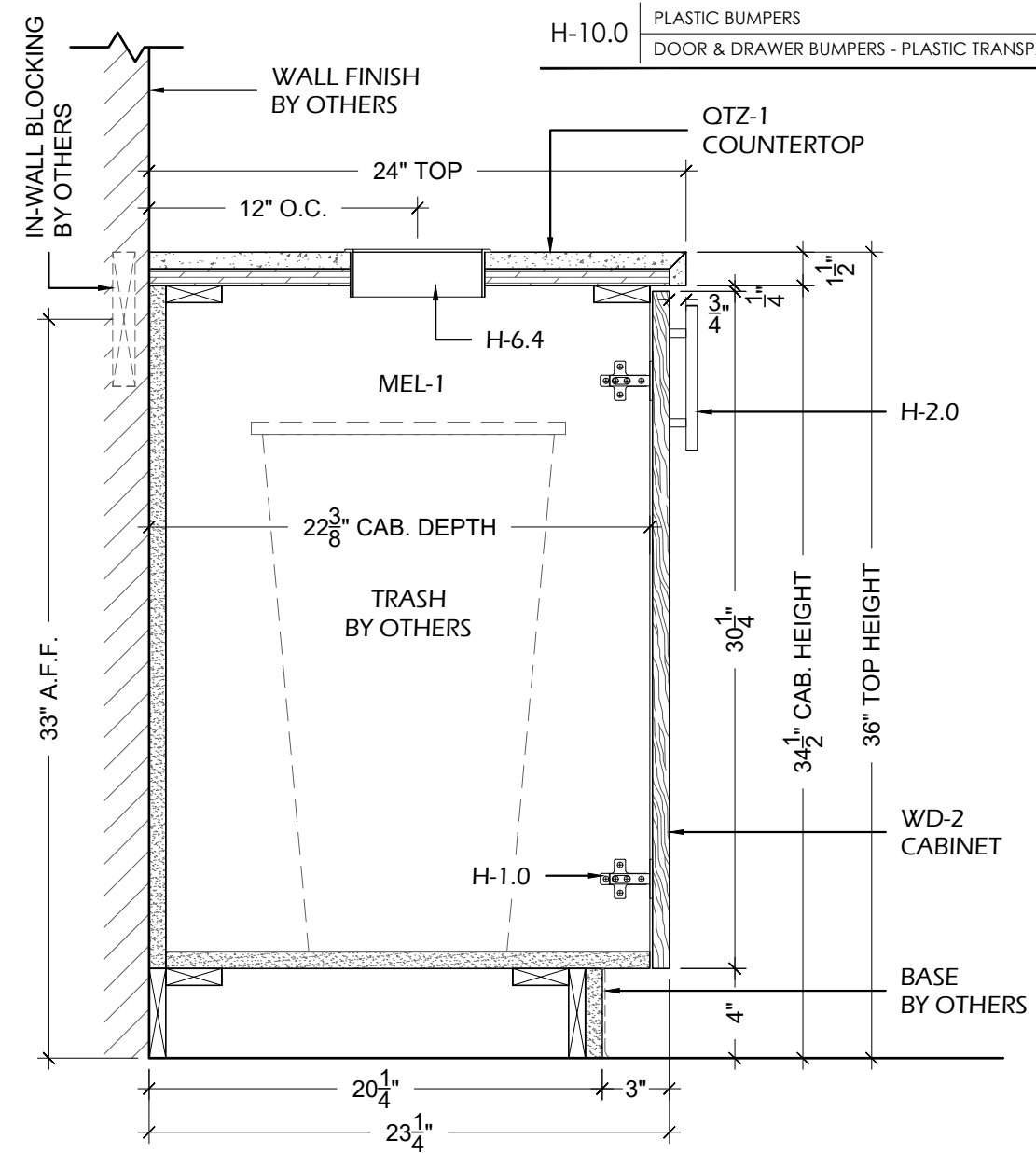
MEL-1	MELAMINE INTERIORS WHITE COLOR
QTZ-1	QUARTZ CROSSVILLE- PC004.1SLAB12 - LIGHTNING POLISHED
WD-2	SOLID WOOD & VENEER - STAIN GRADE SHERWIN WILLIAMS - BARE BIRCH - WEATHERED TEAK - SW3134-B

HARDWARE INDEX

H-1.0	CLIP TOP HINGE 170° - FULL OVERLAY RICHELIEU - 71T658180 - SPRING CLOSING
H-2.0	4" BAR PULL - FINISH BRUSHED NICKEL PLEASE PROVIDE SPECS
H-4.0	10mm METAL SHELF PINS RICHELIEU - CP2291180 - NICKEL
H-6.4	6" TRASH GROMMET PLEASE PROVIDE SPECS
H-10.0	PLASTIC BUMPERS DOOR & DRAWER BUMPERS - PLASTIC TRANSPARENT



A SECTION
A1.2 SCALE: 1-1/2" = 1'-0" ARCH.REF.: D1/A803



B SECTION
A1.2 SCALE: 1-1/2" = 1'-0" ARCH.REF.: B4/A803

PROJECT:

ARCHITECT / DESIGNER:

CONTRACTOR:

PROJECT MANAGER:	---	DRAWN BY:	HD
SCALE:	AS NOTED	DATE DRAWN:	08/22/2022
REVISIONS:	#1: ---	JOB NUMBER:	---
	#2: ---		
	#3: ---		
	#4: ---		
	#5: ---		
	#6: ---		
	#7: ---		
	#8: ---		

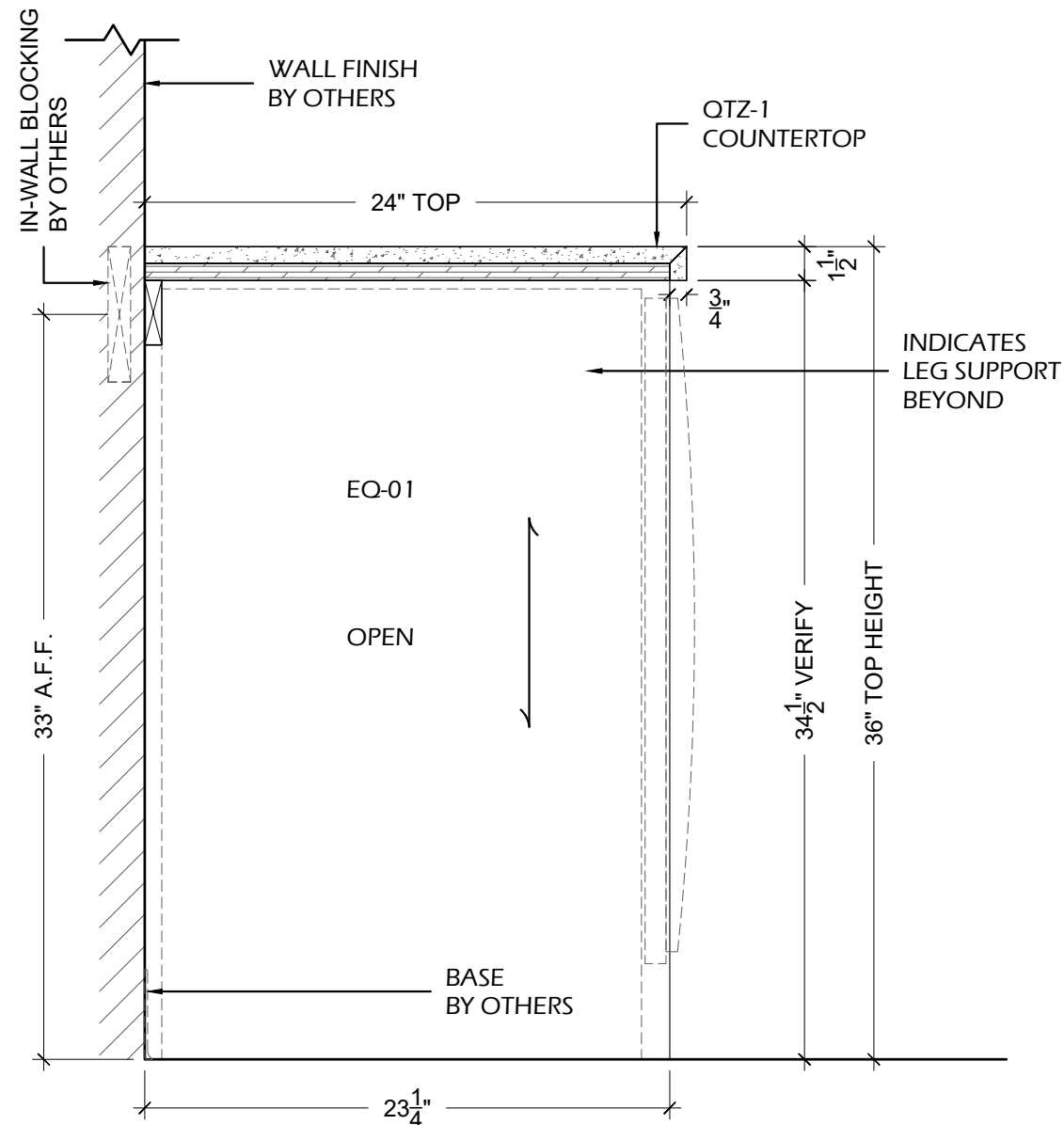
A1.2
 WAITING 106
 CASEWORK

FINISH INDEX

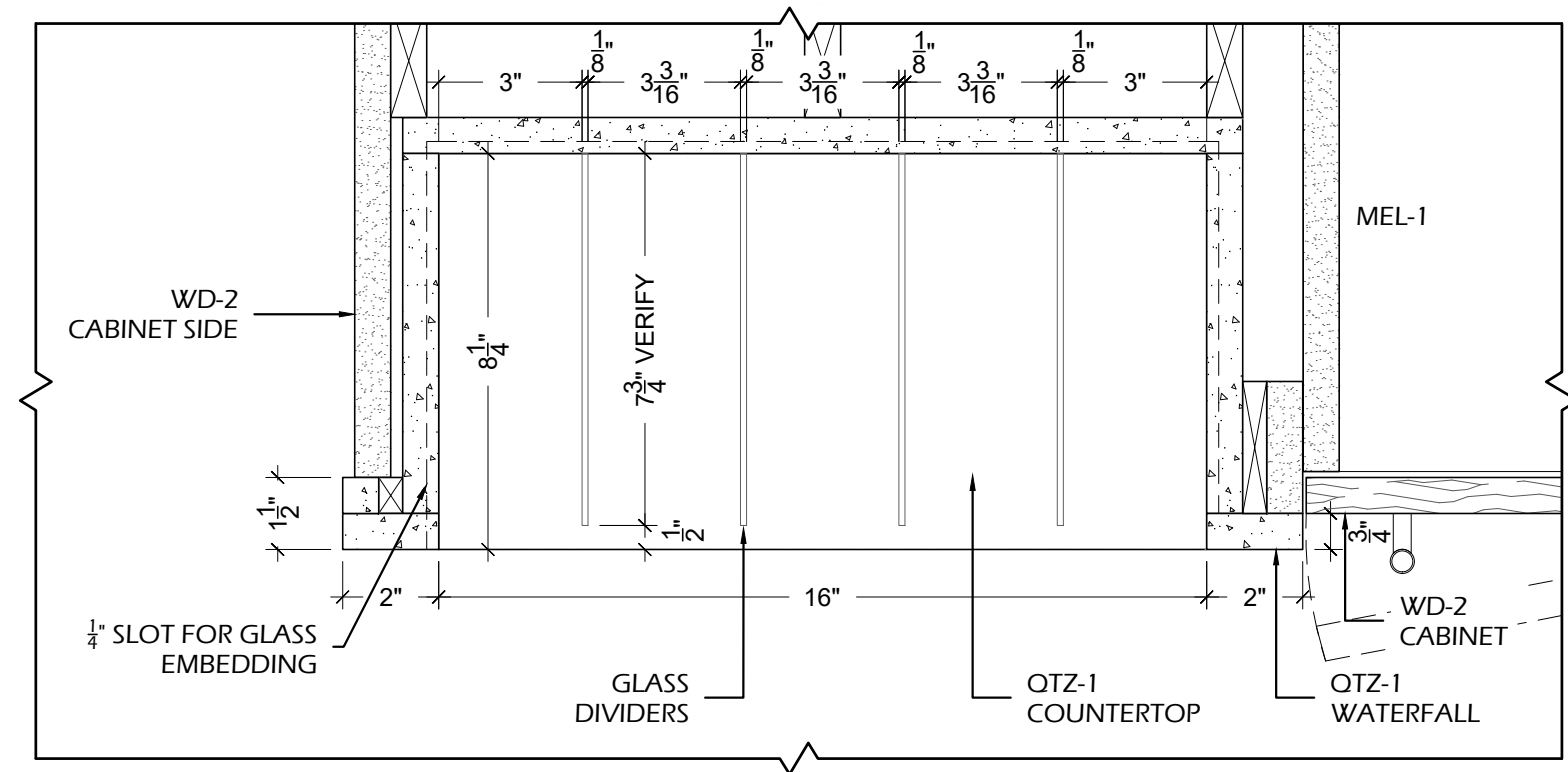
MEL-1	MELAMINE INTERIORS WHITE COLOR
QTZ-1	QUARTZ CROSSVILLE- PC004.1SLAB12 - LIGHTNING POLISHED
WD-2	SOLID WOOD & VENEER - STAIN GRADE SHERWIN WILLIAMS - BARE BIRCH - WEATHERED TEAK - SW3134-B

HARDWARE INDEX

H-1.0	CLIP TOP HINGE 170° - FULL OVERLAY RICHELIEU - 71T658180 - SPRING CLOSING
H-2.0	4" BAR PULL - FINISH BRUSHED NICKEL PLEASE PROVIDE SPECS
H-4.0	10mm METAL SHELF PINS RICHELIEU - CP2291180 - NICKEL
H-6.4	6" TRASH GROMMET PLEASE PROVIDE SPECS
H-10.0	PLASTIC BUMPERS DOOR & DRAWER BUMPERS - PLASTIC TRANSPARENT



C SECTION
A1.3 SCALE: 1-1/2" = 1'-0" ARCH.REF.: C1/A803



D1 DETAIL
A1.3 SCALE: 3" = 1'-0" ARCH.REF.: NONE

PROJECT:

ARCHITECT / DESIGNER:

CONTRACTOR:

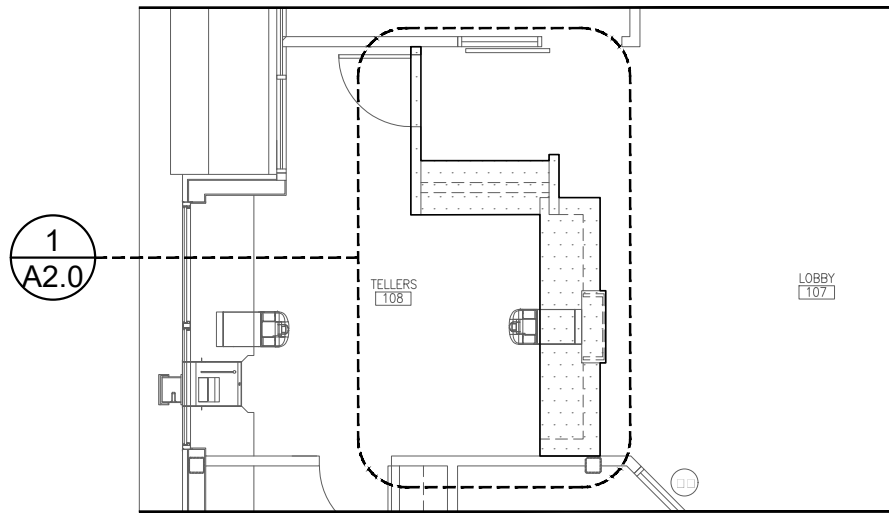
PROJECT MANAGER: HD
SCALE: AS NOTED
REVISIONS: #1: #2: #3: #4: #5: #6: #7: #8:
DRAWN BY: HD
DATE DRAWN: 08/22/2022
JOB NUMBER: ---

A1.3
WAITING 106

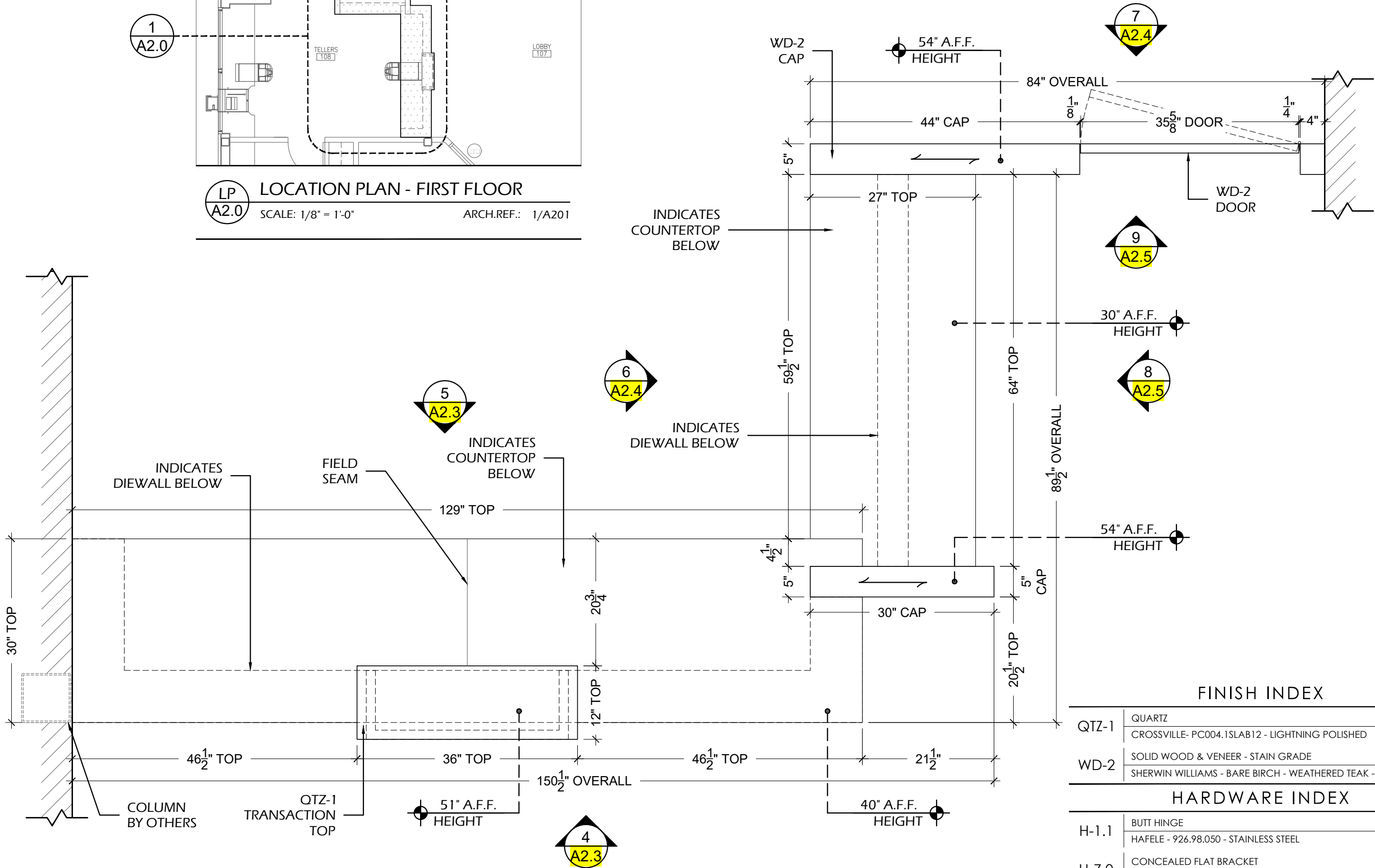
CASEWORK

EQUIPMENT SCHEDULE BY OTHERS

ITEM	ARCH. REF.	DESCRIPTION	MANUFACTURER	MODEL	DIMENSIONS	NOTES
EQ-03	-	CASH RECYCLER	GE APPLIANCES	-	-	PLEASE PROVIDE SPECS



LP A2.0 LOCATION PLAN - FIRST FLOOR
SCALE: 1/8" = 1'-0" ARCH. REF.: 1/A201



1 A2.0 PLAN VIEW - ISLAND @TELLER 108
SCALE: 3/4" = 1'-0" ARCH. REF.: 1A/A801

FINISH INDEX	
QTZ-1	QUARTZ CROSSVILLE- PC004.1SLAB12 - LIGHTNING POLISHED
WD-2	SOLID WOOD & VENEER - STAIN GRADE SHERWIN WILLIAMS - BARE BIRCH - WEATHERED TEAK - SW3134-B

HARDWARE INDEX	
H-1.1	BUTT HINGE HAFELE - 926.98.050 - STAINLESS STEEL
H-7.0	CONCEALED FLAT BRACKET A&M - CFLAT 21 (2.0) - BLACK
H-7.1	SUPPORT BRACKET, FLAT WALL ORIGINAL GRANITE BRACKET - FW-22(22") - BLACK

PROJECT: _____
ARCHITECT / DESIGNER: _____
CONTRACTOR: _____

PROJECT MANAGER: _____ DRAWN BY: HD
SCALE: AS NOTED DATE DRAWN: 08/22/2022
REVISIONS: _____ JOB NUMBER: _____

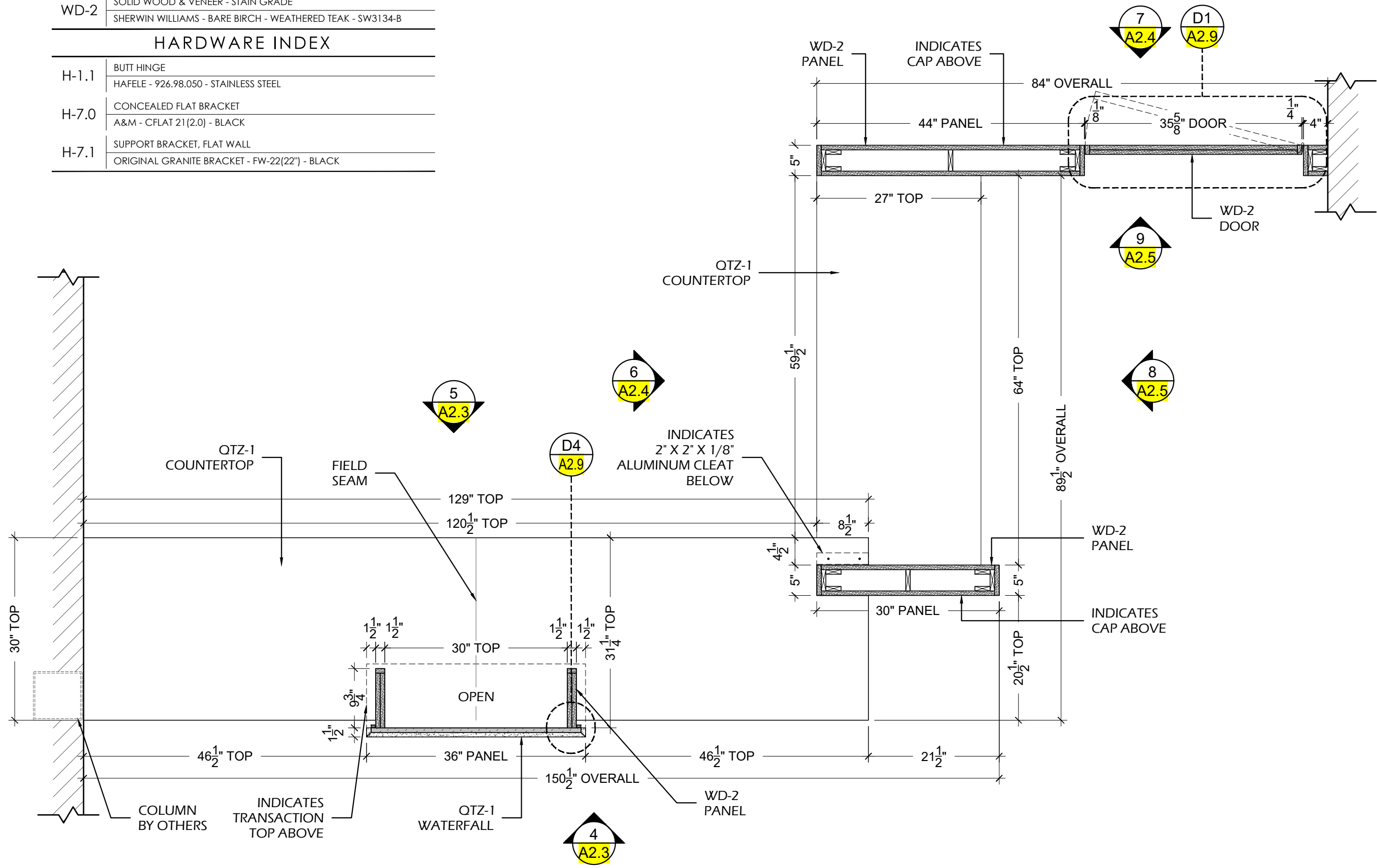
A2.0
TELLER 108
CASEWORK

FINISH INDEX

QTZ-1	QUARTZ CROSSVILLE- PC004.1SLAB12 - LIGHTNING POLISHED
WD-2	SOLID WOOD & VENEER - STAIN GRADE SHERWIN WILLIAMS - BARE BIRCH - WEATHERED TEAK - SW3134-B

HARDWARE INDEX

H-1.1	BUTT HINGE HAFELE - 926.98.050 - STAINLESS STEEL
H-7.0	CONCEALED FLAT BRACKET A&M - CFLAT 21(2.0) - BLACK
H-7.1	SUPPORT BRACKET, FLAT WALL ORIGINAL GRANITE BRACKET - FW-22(22") - BLACK



2 PLAN SECTION - ISLAND @TELLER 108
 A2.1 SCALE: 3/4" = 1'-0" ARCH.REF.: 1B/A801

PROJECT:

ARCHITECT / DESIGNER:

CONTRACTOR:

PROJECT MANAGER:	DRAWN BY:
---	HD
SCALE:	DATE DRAWN:
AS NOTED	08/22/2022
REVISIONS:	JOB NUMBER:
#1:	---
#2:	
#3:	
#4:	
#5:	
#6:	
#7:	
#8:	

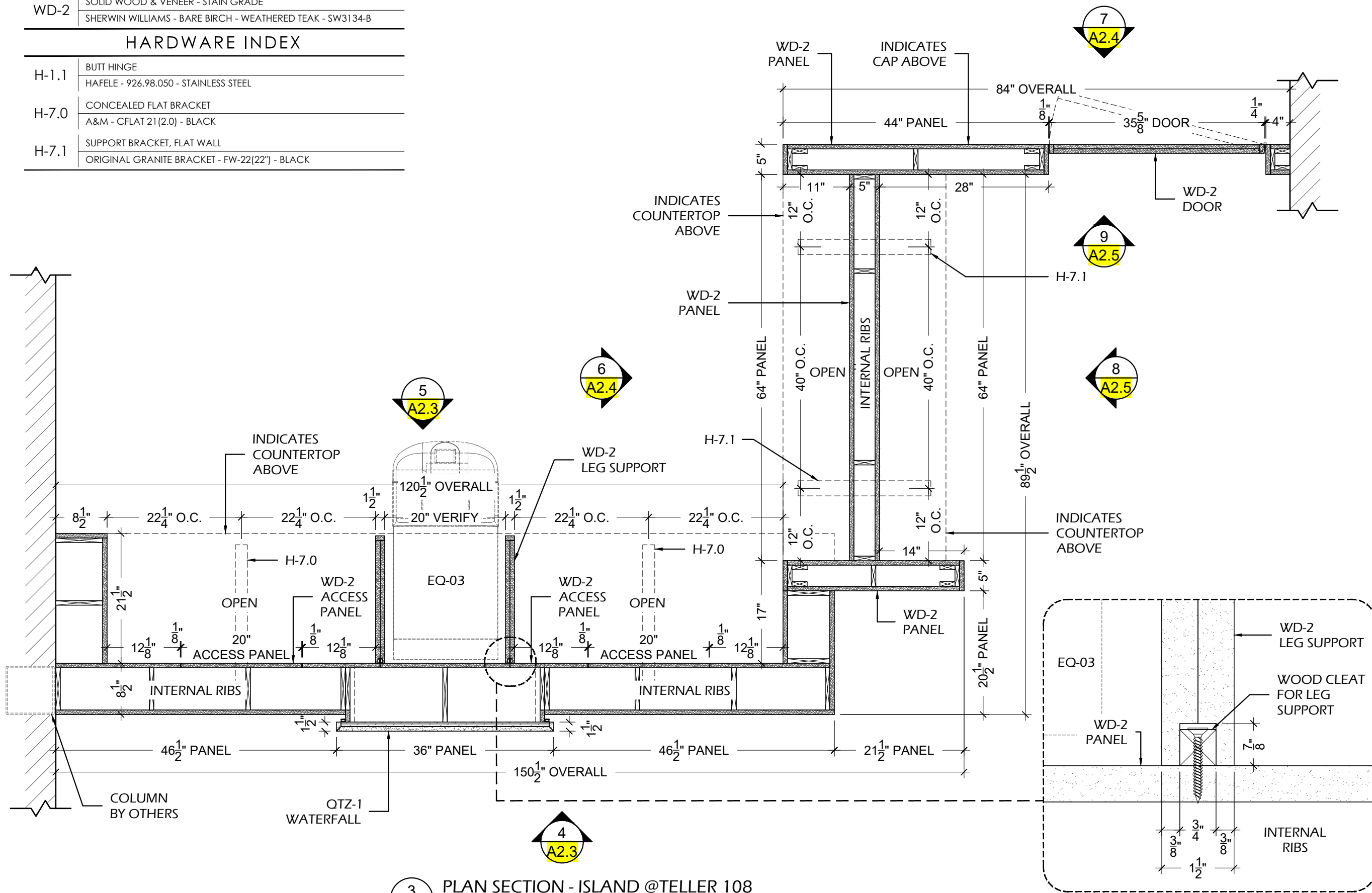
A2.1
 TELLER 108
 CASEWORK

FINISH INDEX

QTZ-1	QUARTZ CROSSVILLE- PC004.1SLAB12 - LIGHTNING POLISHED
WD-2	SOLID WOOD & VENEER - STAIN GRADE SHERWIN WILLIAMS - BARE BIRCH - WEATHERED TEAK - SW3134-B

HARDWARE INDEX

H-1.1	BUTT HINGE HAFELE - 926.98.050 - STAINLESS STEEL
H-7.0	CONCEALED FLAT BRACKET A&M - CFLAT 21(2.0) - BLACK
H-7.1	SUPPORT BRACKET, FLAT WALL ORIGINAL GRANITE BRACKET - FW-22(22") - BLACK



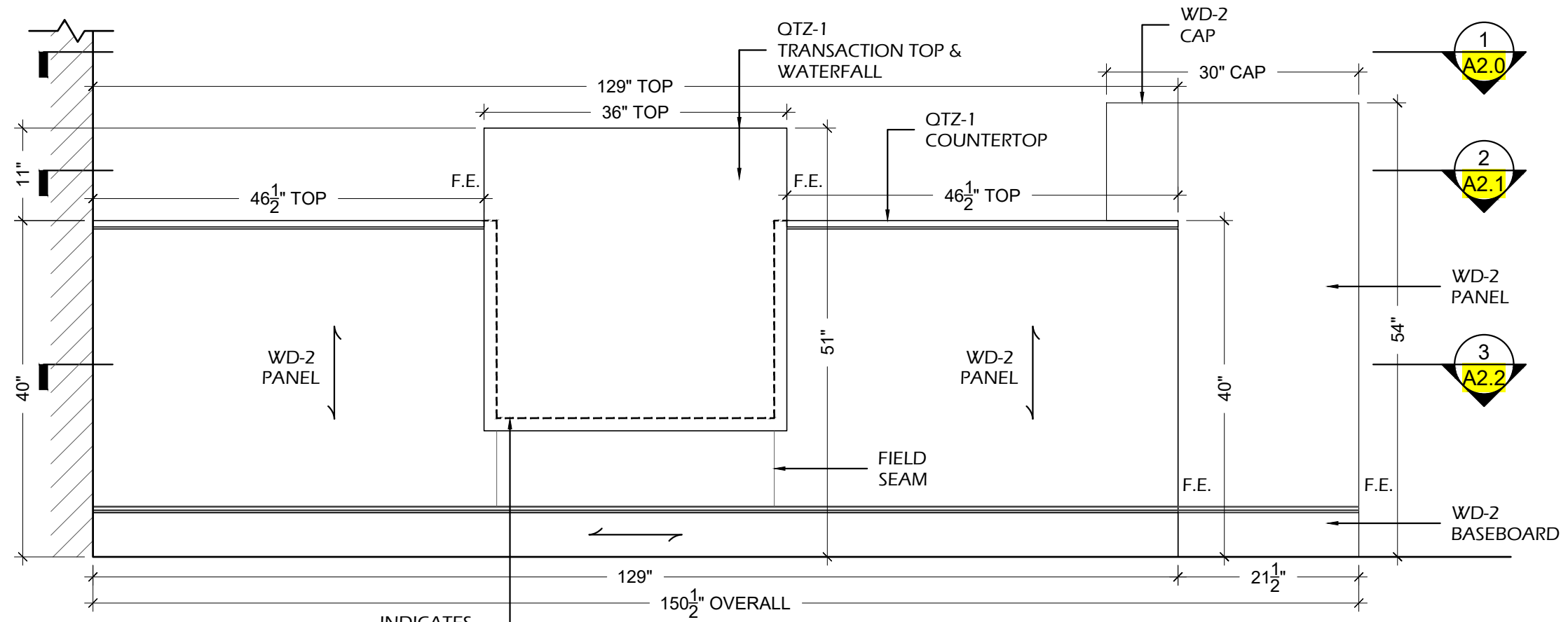
3 PLAN SECTION - ISLAND @TELLER 108
 A2.2 SCALE: 3/4" = 1'-0" ARCH.REF.: 1C/A801

PROJECT:
 ARCHITECT / DESIGNER:
 CONTRACTOR:

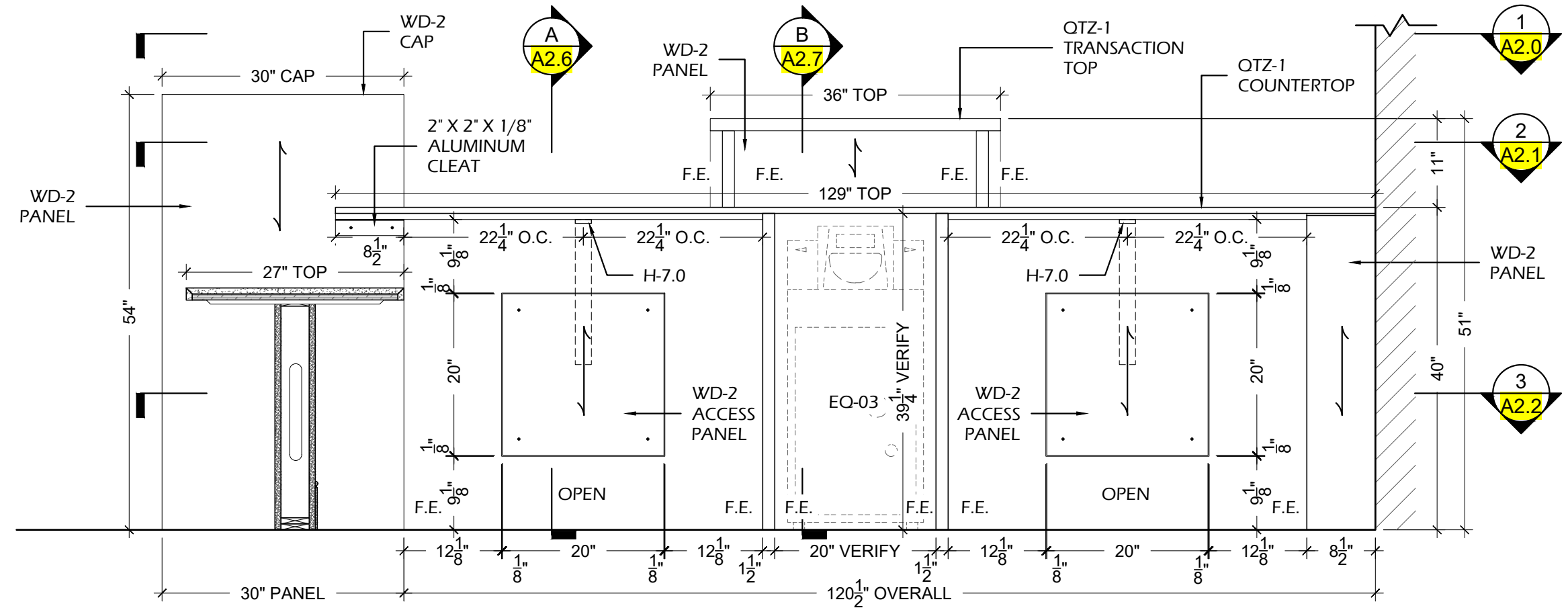
PROJECT MANAGER: HD
 SCALE: AS NOTED
 REVISIONS:
 #1: ---
 #2: ---
 #3: ---
 #4: ---
 #5: ---
 #6: ---
 #7: ---
 #8: ---

DRAWN BY: HD
 DATE DRAWN: 08/22/2022
 JOB NUMBER: ---

A2.2
 TELLER 108
 CASEWORK



4 ELEVATION - ISLAND @TELLER 108
 A2.3 SCALE: 3/4" = 1'-0" ARCH.REF.: 2/A801



5 ELEVATION - ISLAND @TELLER 108
 A2.3 SCALE: 3/4" = 1'-0" ARCH.REF.: 3/A801

PROJECT:

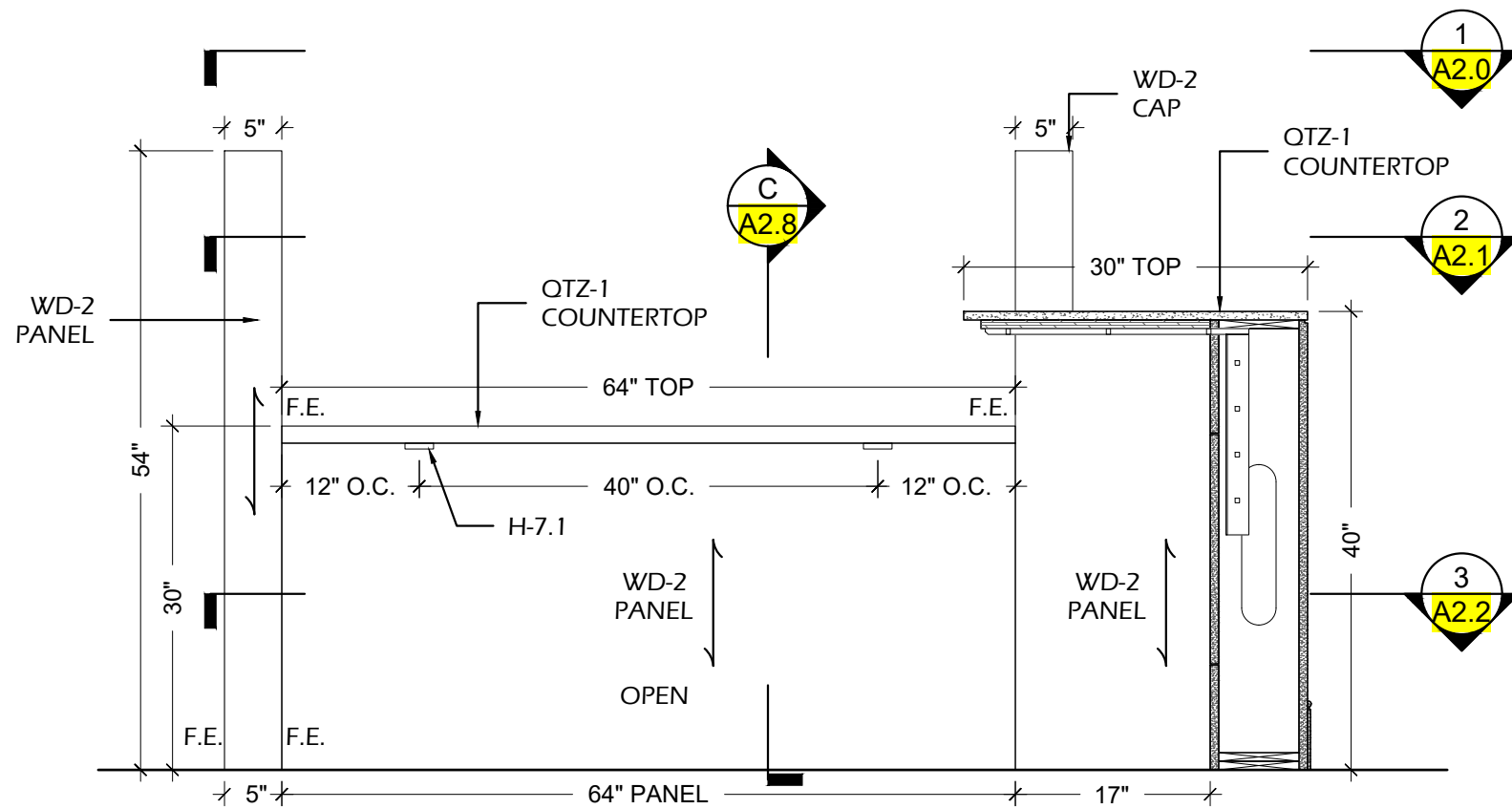
ARCHITECT / DESIGNER:

CONTRACTOR:

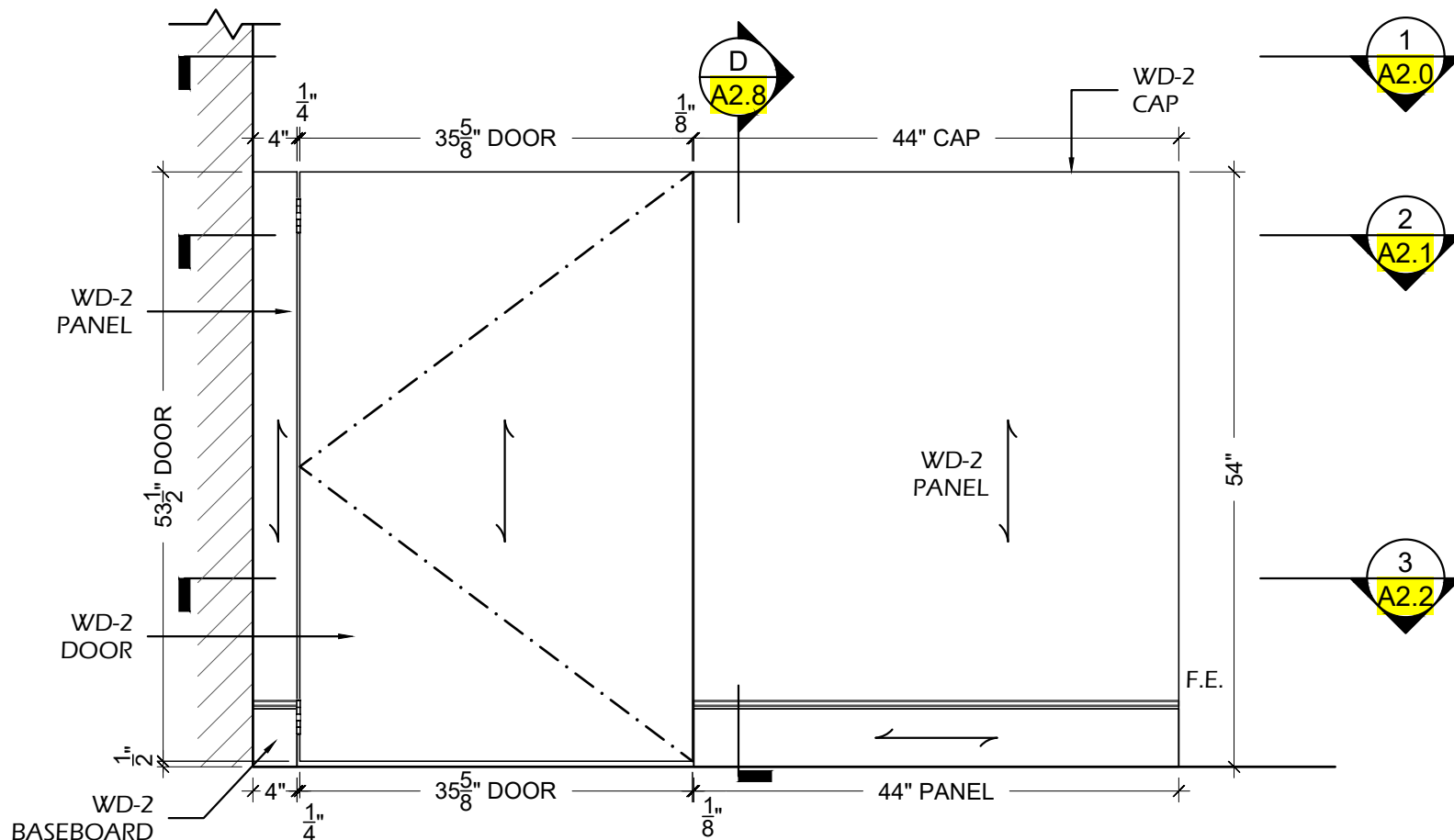
PROJECT MANAGER:	DRAWN BY:
---	HD
SCALE:	DATE DRAWN:
AS NOTED	08/22/2022
REVISIONS:	JOB NUMBER:
#1:	---
#2:	
#3:	
#4:	
#5:	
#6:	
#7:	
#8:	

A2.3
 TELLER 108

CASEWORK



6 ELEVATION - ISLAND @TELLER 108
A2.4 SCALE: 3/4" = 1'-0" ARCH.REF.: NONE



7 ELEVATION - ISLAND @TELLER 108
A2.4 SCALE: 3/4" = 1'-0" ARCH.REF.: NONE

FINISH INDEX

QTZ-1	QUARTZ CROSSVILLE- PC004.1SLAB12 - LIGHTNING POLISHED
WD-2	SOLID WOOD & VENEER - STAIN GRADE SHERWIN WILLIAMS - BARE BIRCH - WEATHERED TEAK - SW3134-B

HARDWARE INDEX

H-1.1	BUTT HINGE HAFELE - 926.98.050 - STAINLESS STEEL
H-7.0	CONCEALED FLAT BRACKET A&M - CFLAT 21(2.0) - BLACK
H-7.1	SUPPORT BRACKET, FLAT WALL ORIGINAL GRANITE BRACKET - FW-22(22") - BLACK

PROJECT:

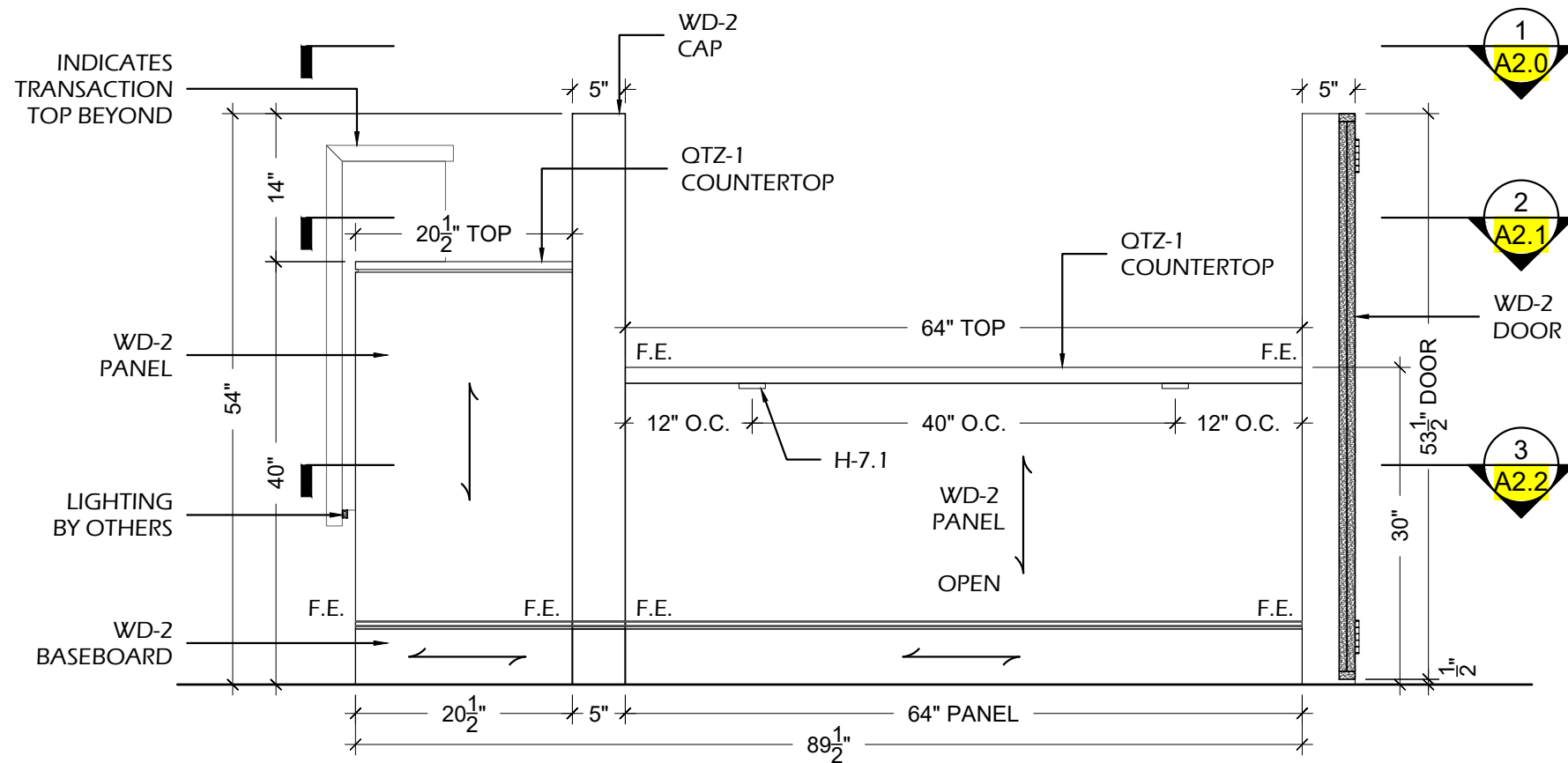
ARCHITECT / DESIGNER:

CONTRACTOR:

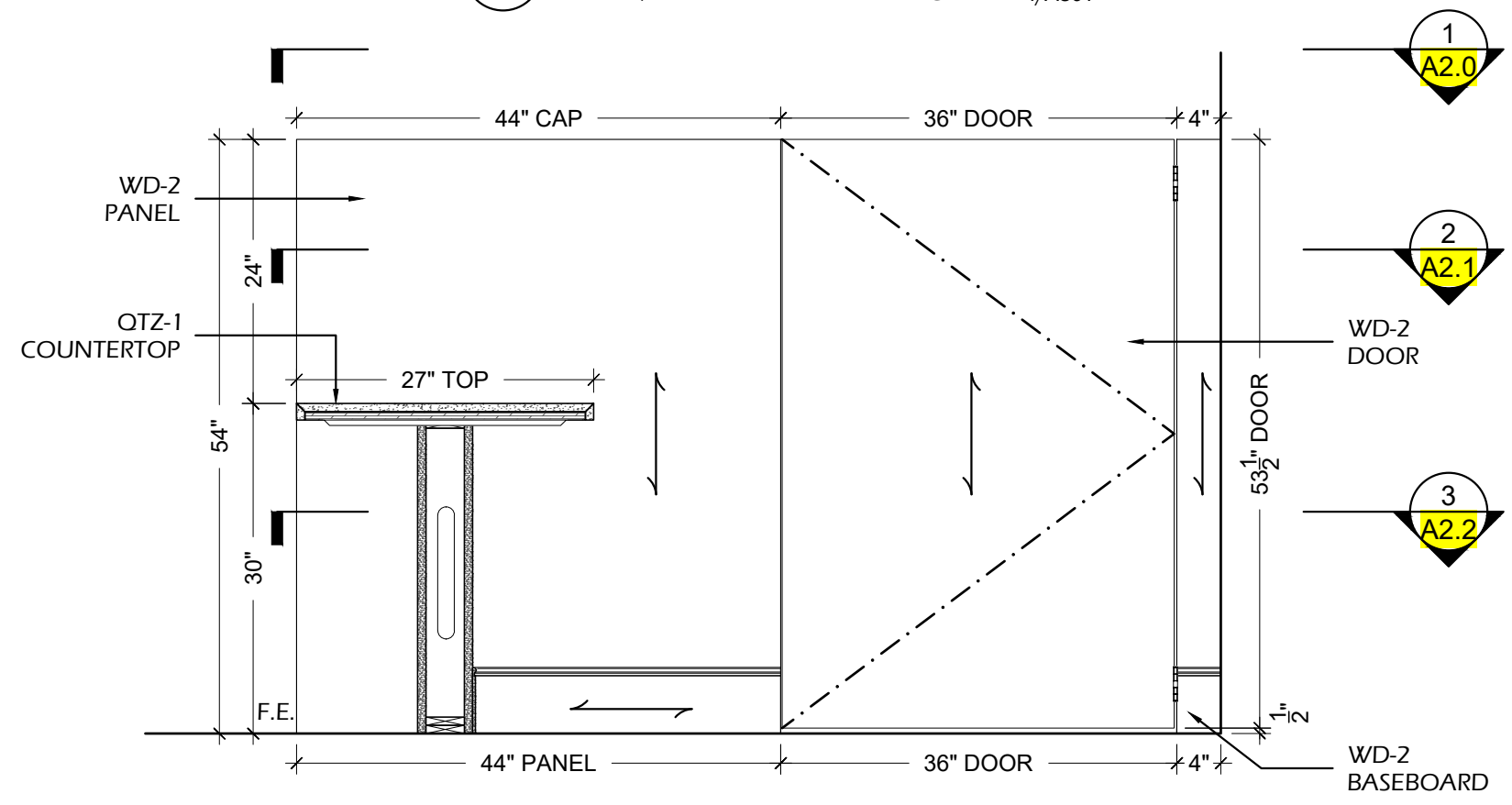
PROJECT MANAGER:	---	DRAWN BY:	HD
SCALE:	AS NOTED	DATE DRAWN:	08/22/2022
REVISIONS:	#1:	JOB NUMBER:	---
	#2:		
	#3:		
	#4:		
	#5:		
	#6:		
	#7:		
	#8:		

A2.4
TELLER 108

CASEWORK



8 ELEVATION - ISLAND @TELLER 108
A2.5 SCALE: 3/4" = 1'-0" ARCH.REF.: 4/A801



9 ELEVATION - ISLAND @TELLER 108
A2.5 SCALE: 3/4" = 1'-0" ARCH.REF.: 2/A801

FINISH INDEX

QTZ-1	QUARTZ CROSSVILLE- PC004.1SLAB12 - LIGHTNING POLISHED
WD-2	SOLID WOOD & VENEER - STAIN GRADE SHERWIN WILLIAMS - BARE BIRCH - WEATHERED TEAK - SW3134-B

HARDWARE INDEX

H-1.1	BUTT HINGE HAFELE - 926.98.050 - STAINLESS STEEL
H-7.0	CONCEALED FLAT BRACKET A&M - CFLAT 21(2.0) - BLACK
H-7.1	SUPPORT BRACKET, FLAT WALL ORIGINAL GRANITE BRACKET - FW-22(22") - BLACK

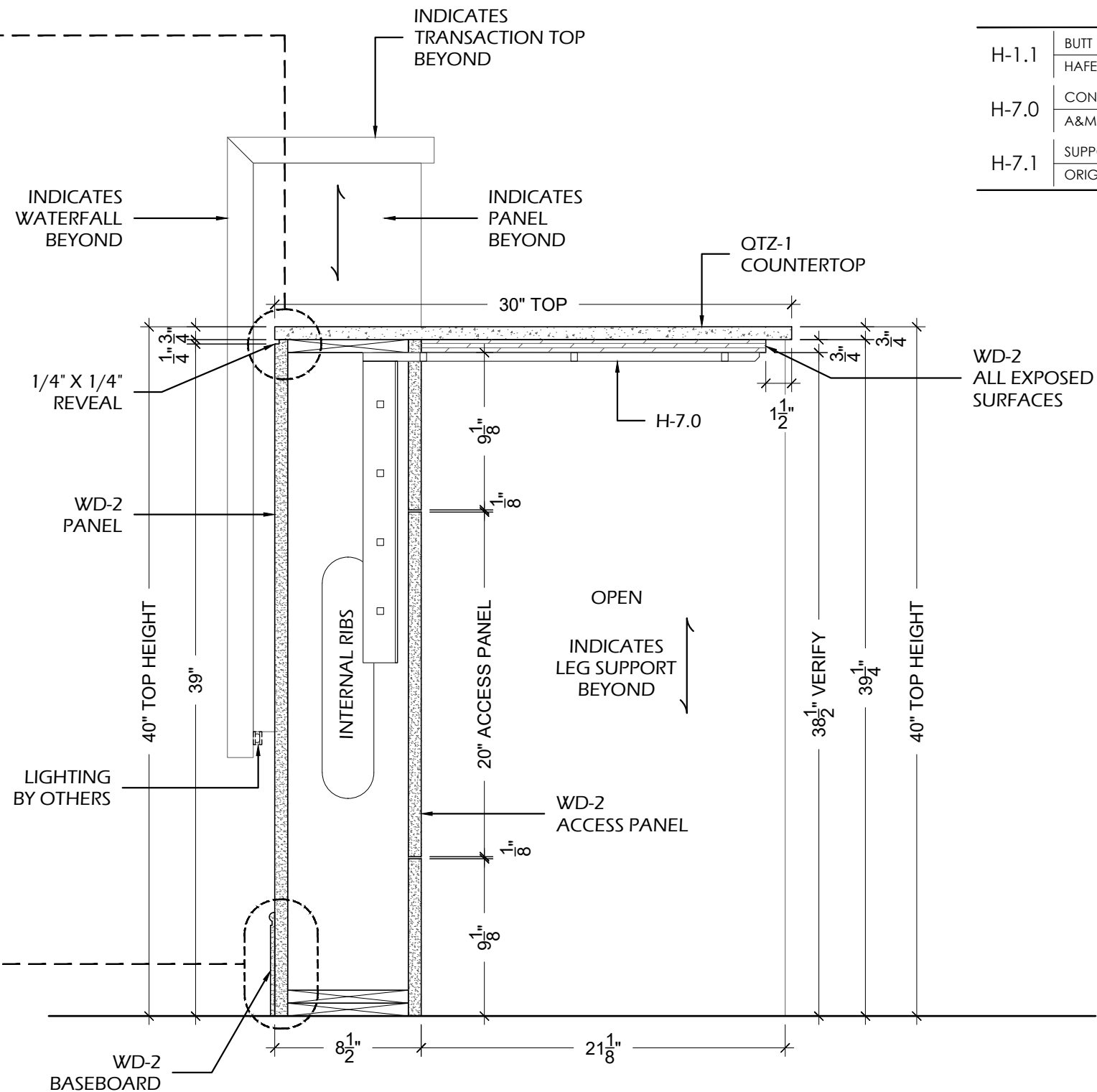
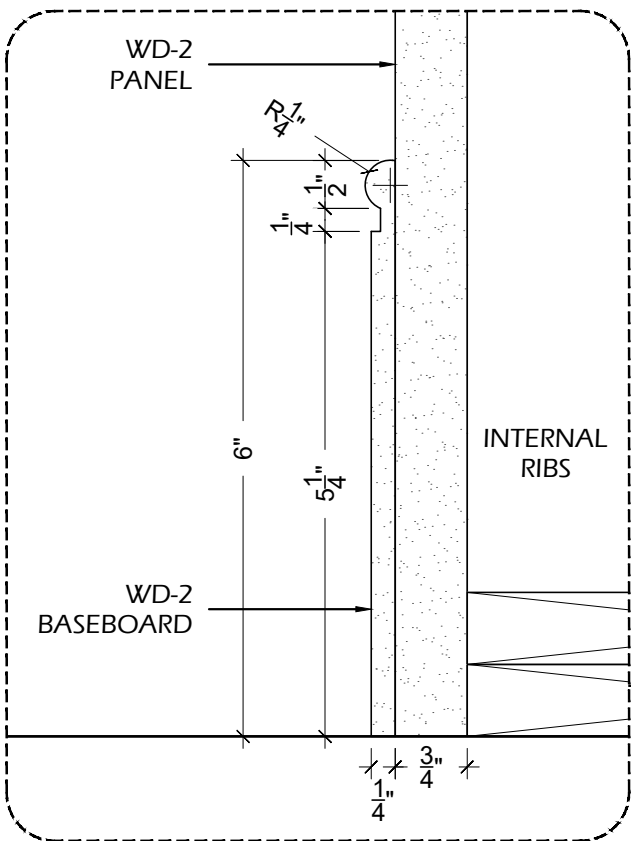
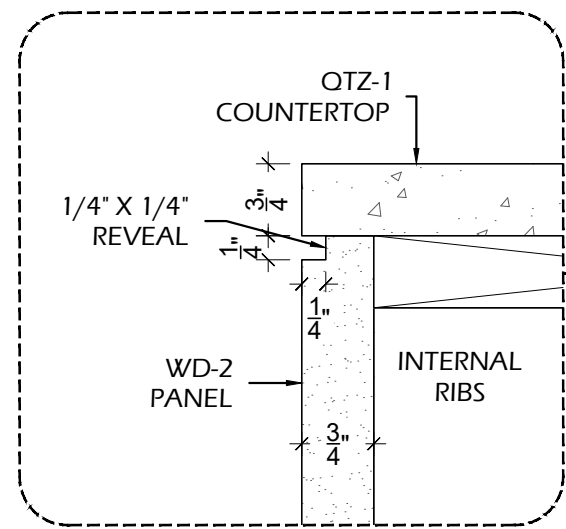
PROJECT:

ARCHITECT / DESIGNER:

CONTRACTOR:

PROJECT MANAGER:	---	DRAWN BY:	HD
SCALE:	AS NOTED	DATE DRAWN:	08/22/2022
REVISIONS:	#1:	JOB NUMBER:	---
	#2:		
	#3:		
	#4:		
	#5:		
	#6:		
	#7:		
	#8:		

A2.5
 TELLER 108
 CASEWORK



FINISH INDEX

QTZ-1	QUARTZ CROSSVILLE- PC004.1SLAB12 - LIGHTNING POLISHED
WD-2	SOLID WOOD & VENEER - STAIN GRADE SHERWIN WILLIAMS - BARE BIRCH - WEATHERED TEAK - SW3134-B

HARDWARE INDEX

H-1.1	BUTT HINGE HAFELE - 926.98.050 - STAINLESS STEEL
H-7.0	CONCEALED FLAT BRACKET A&M - CFLAT 21(2.0) - BLACK
H-7.1	SUPPORT BRACKET, FLAT WALL ORIGINAL GRANITE BRACKET - FW-22(22") - BLACK

PROJECT:

ARCHITECT / DESIGNER:

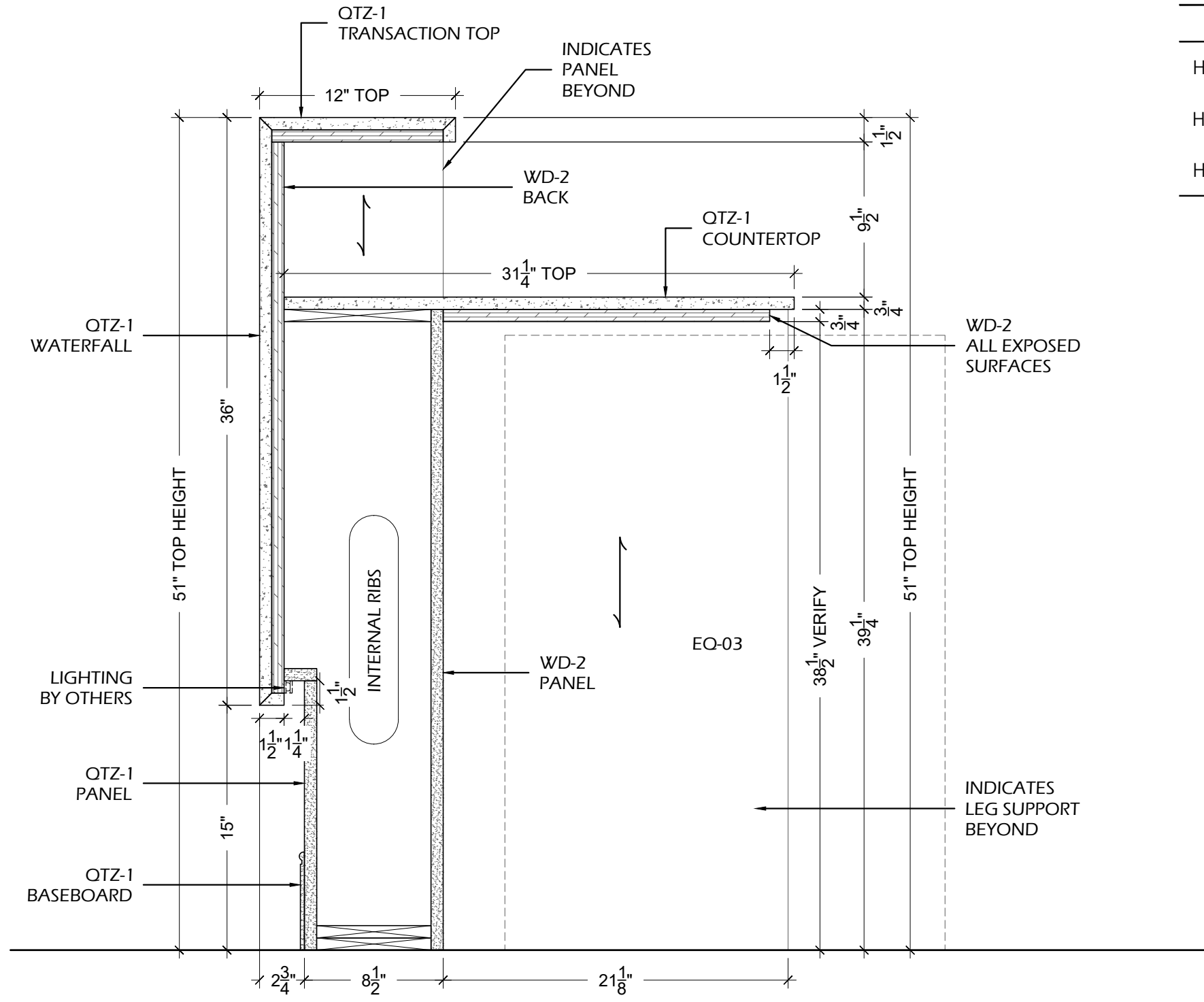
CONTRACTOR:

PROJECT MANAGER:	---	DRAWN BY:	HD
SCALE:	AS NOTED	DATE DRAWN:	08/22/2022
REVISIONS:		JOB NUMBER:	---
#1:			
#2:			
#3:			
#4:			
#5:			
#6:			
#7:			
#8:			

A SECTION
A2.6 SCALE: 1-1/2" = 1'-0" ARCH.REF.: 5/A801

A2.6
 TELLER 108

CASEWORK



B SECTION
A2.7 SCALE: 1-1/2" = 1'-0" ARCH. REF.: 6/A801

FINISH INDEX

QTZ-1	QUARTZ CROSSVILLE- PC004.1SLAB12 - LIGHTNING POLISHED
WD-2	SOLID WOOD & VENEER - STAIN GRADE SHERWIN WILLIAMS - BARE BIRCH - WEATHERED TEAK - SW3134-B

HARDWARE INDEX

H-1.1	BUTT HINGE HAFELE - 926.98.050 - STAINLESS STEEL
H-7.0	CONCEALED FLAT BRACKET A&M - CFLAT 21(2.0) - BLACK
H-7.1	SUPPORT BRACKET, FLAT WALL ORIGINAL GRANITE BRACKET - FW-22(22") - BLACK

PROJECT:

ARCHITECT / DESIGNER:

CONTRACTOR:

PROJECT MANAGER:	---	DRAWN BY:	HD
SCALE:	AS NOTED	DATE DRAWN:	08/22/2022
REVISIONS:	#1:	JOB NUMBER:	---
	#2:		
	#3:		
	#4:		
	#5:		
	#6:		
	#7:		
	#8:		

A2.7
 TELLER 108

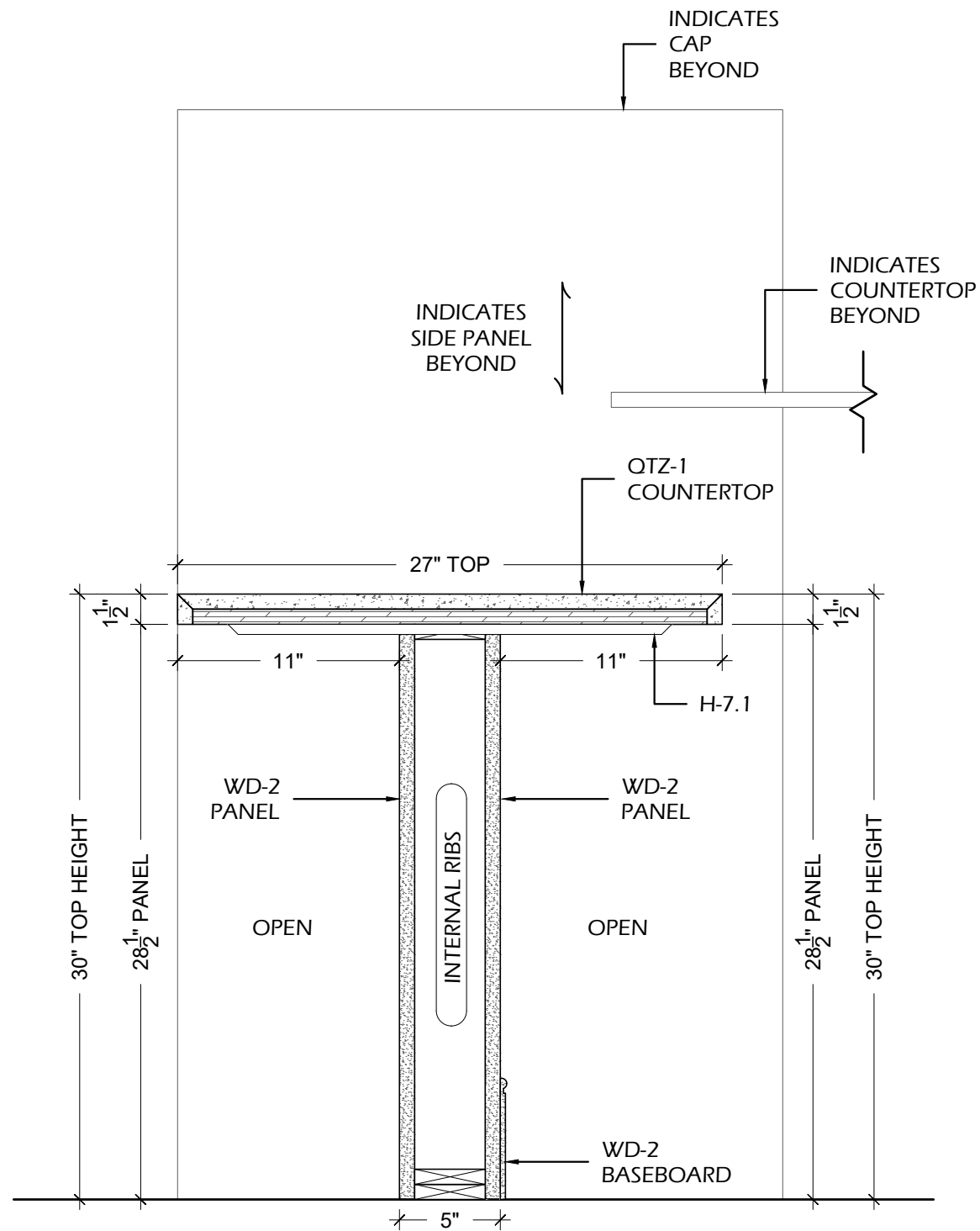
CASEWORK

FINISH INDEX

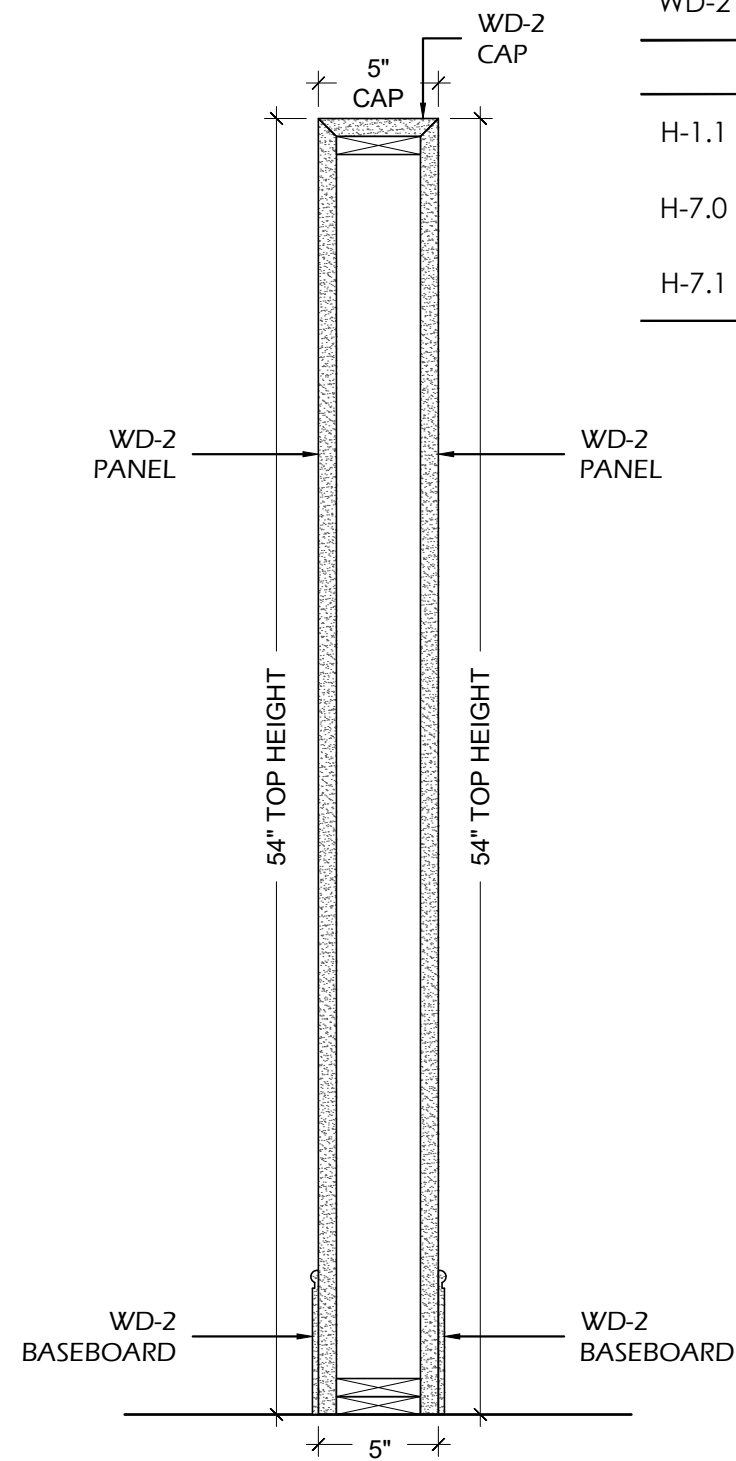
QTZ-1	QUARTZ CROSSVILLE- PC004.1SLAB12 - LIGHTNING POLISHED
WD-2	SOLID WOOD & VENEER - STAIN GRADE SHERWIN WILLIAMS - BARE BIRCH - WEATHERED TEAK - SW3134-B

HARDWARE INDEX

H-1.1	BUTT HINGE HAFELE - 926.98.050 - STAINLESS STEEL
H-7.0	CONCEALED FLAT BRACKET A&M - CFLAT 21(2.0) - BLACK
H-7.1	SUPPORT BRACKET, FLAT WALL ORIGINAL GRANITE BRACKET - FW-22(22") - BLACK



C SECTION
A2.8 SCALE: 1-1/2" = 1'-0" ARCH.REF.: 8/A801



D SECTION
A2.8 SCALE: 1-1/2" = 1'-0" ARCH.REF.: 8/A801

PROJECT:

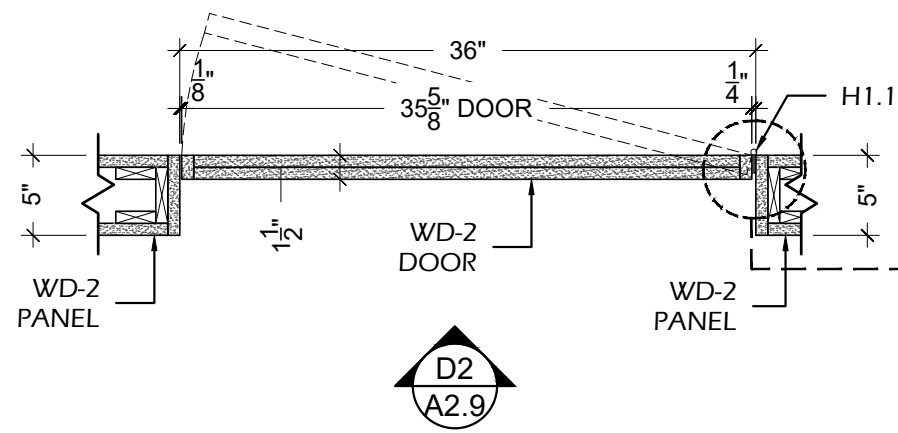
ARCHITECT / DESIGNER:

CONTRACTOR:

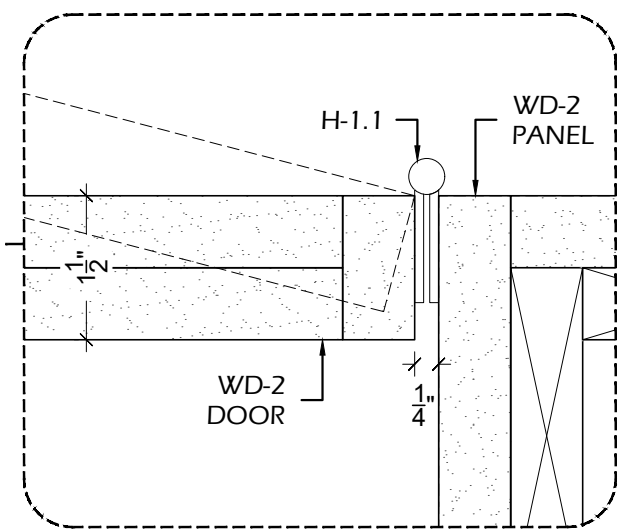
PROJECT MANAGER:	---	DRAWN BY:	HD
SCALE:	AS NOTED	DATE DRAWN:	08/22/2022
REVISIONS:	#1:	JOB NUMBER:	---
	#2:		
	#3:		
	#4:		
	#5:		
	#6:		
	#7:		
	#8:		

A2.8
TELLER 108

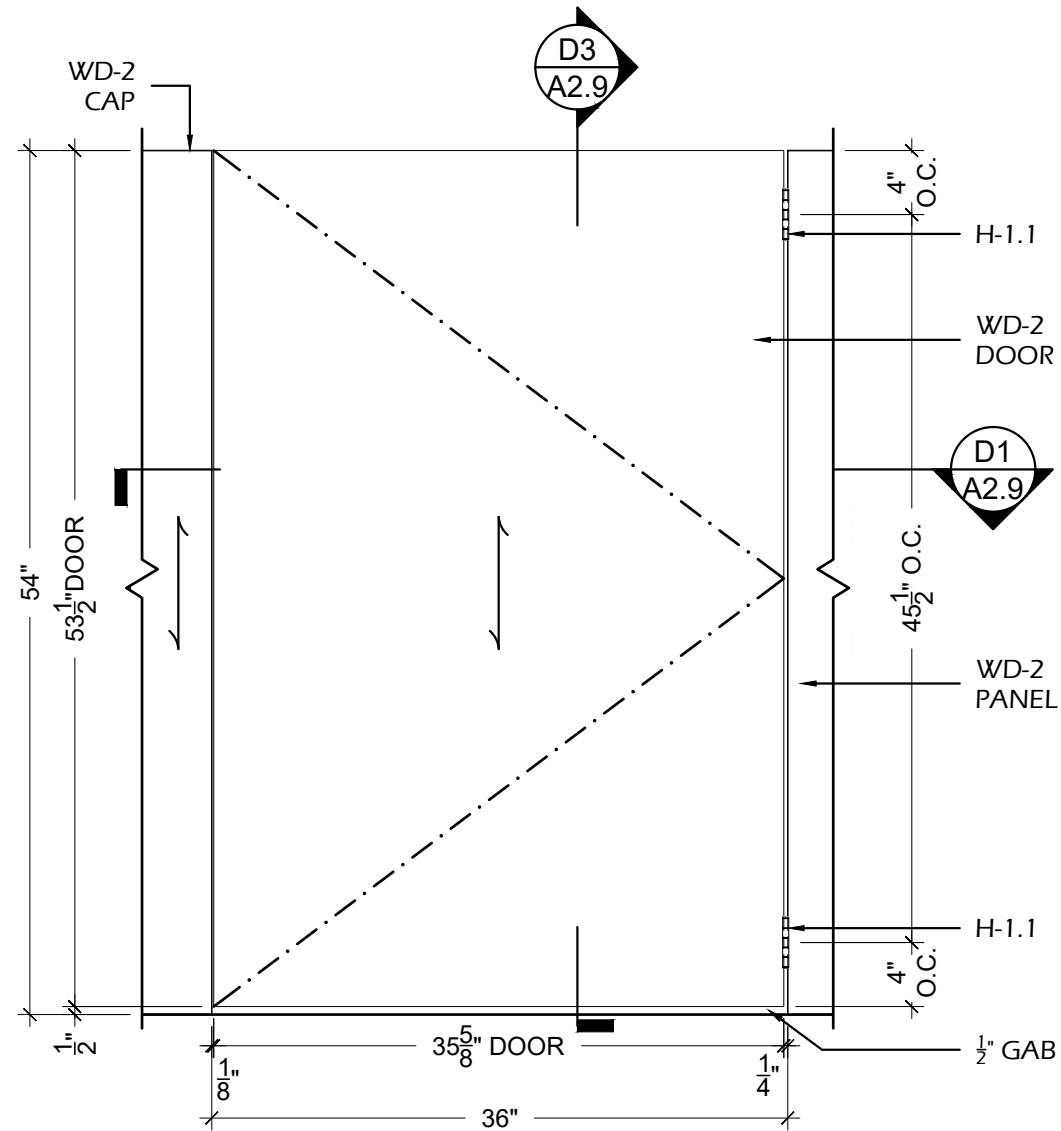
CASEWORK



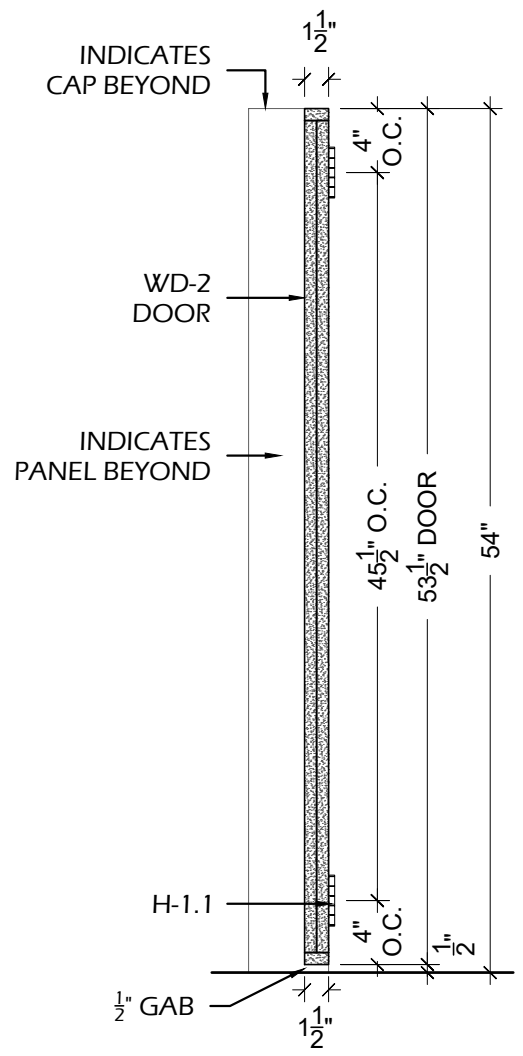
D1
A2.9
DETAIL
SCALE: 1" = 1'-0" ARCH.REF.: NONE



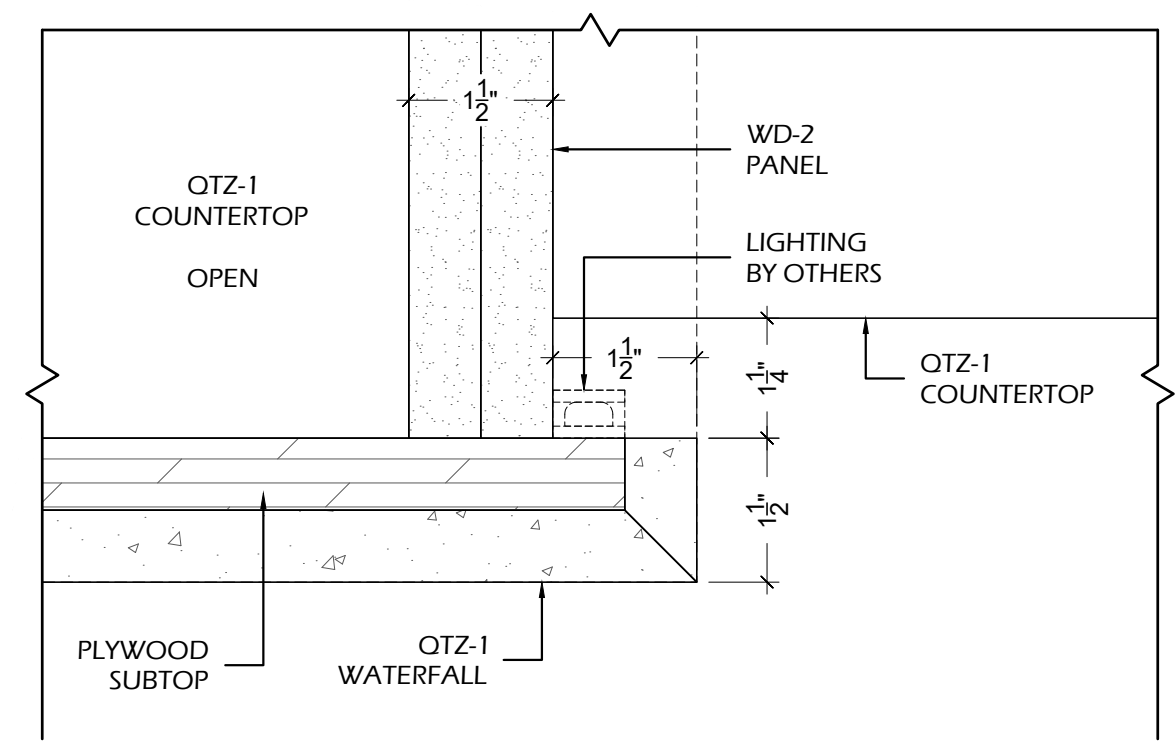
FINISH INDEX	
QTZ-1	QUARTZ CROSSVILLE- PC004.1SLAB12 - LIGHTNING POLISHED
WD-2	SOLID WOOD & VENEER - STAIN GRADE SHERWIN WILLIAMS - BARE BIRCH - WEATHERED TEAK - SW3134-B
HARDWARE INDEX	
H-1.1	BUTT HINGE HAFELE - 926.98.050 - STAINLESS STEEL
H-7.0	CONCEALED FLAT BRACKET A&M - CFLAT 21(2.0) - BLACK
H-7.1	SUPPORT BRACKET, FLAT WALL ORIGINAL GRANITE BRACKET - FW-22(22") - BLACK



D2
A2.9
DETAIL
SCALE: 1" = 1'-0" ARCH.REF.: NONE



D3
A2.9
DETAIL
SCALE: 1" = 1'-0" ARCH.REF.: NONE



D4
A2.9
DETAIL
SCALE: 6" = 1'-0" ARCH.REF.: NONE

PROJECT:

ARCHITECT / DESIGNER:

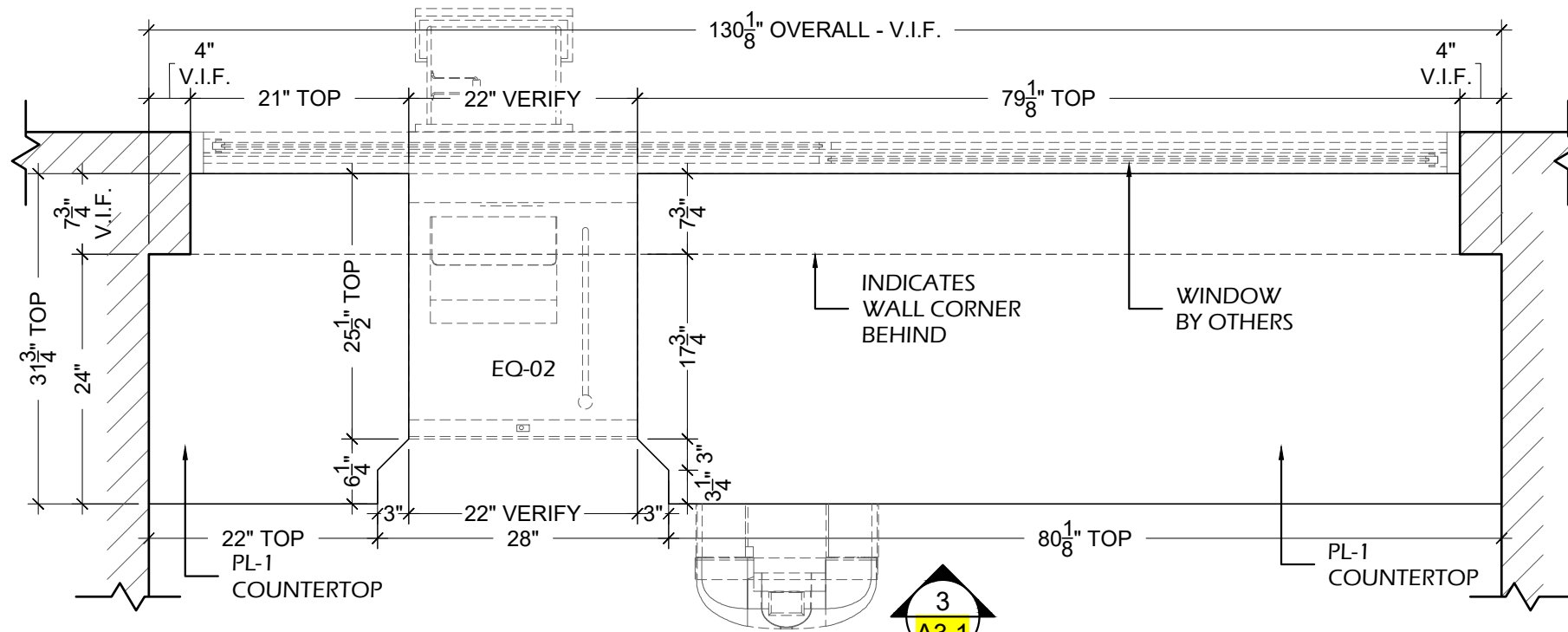
CONTRACTOR:

PROJECT MANAGER: HD
SCALE: AS NOTED
REVISIONS: #1: #2: #3: #4: #5: #6: #7: #8:
DRAWN BY: HD
DATE DRAWN: 08/22/2022
JOB NUMBER: ---

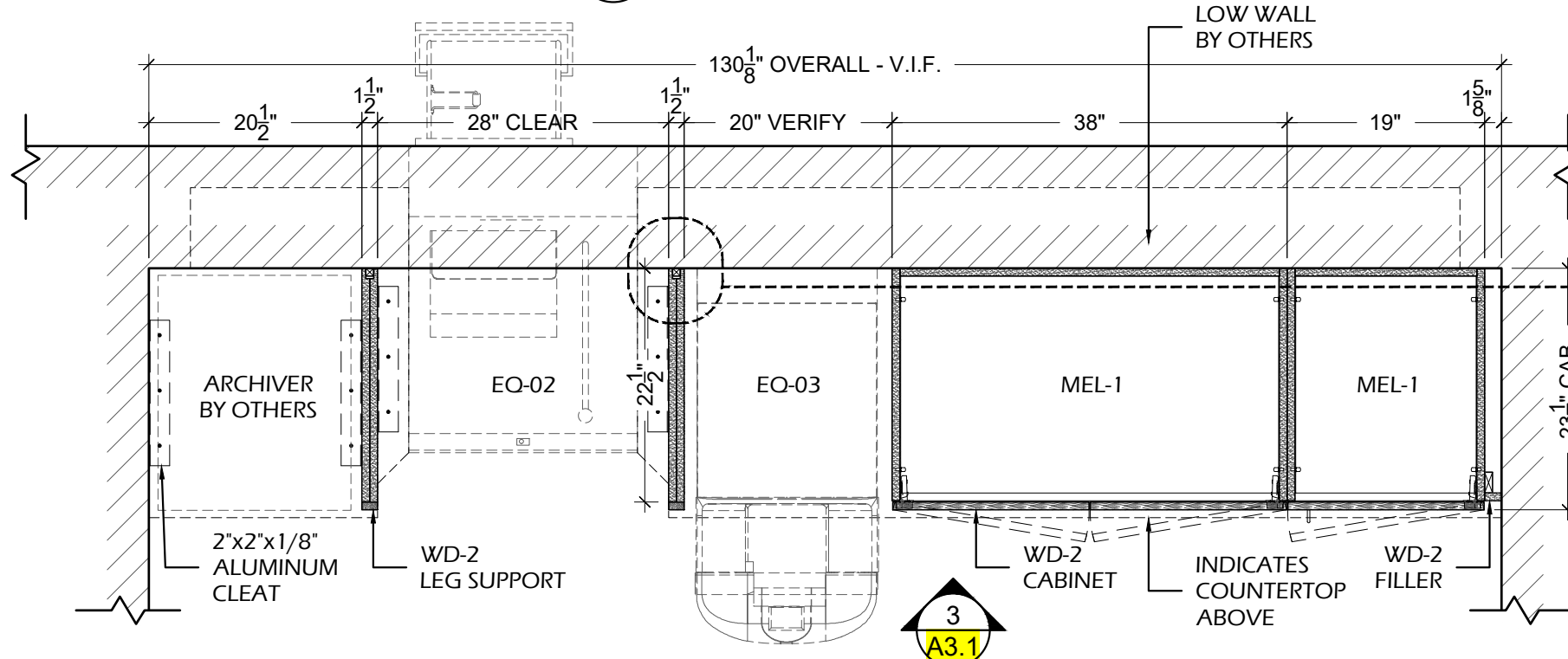
A2.9
TELLER 108
CASEWORK

EQUIPMENT SCHEDULE BY OTHERS

ITEM	ARCH. REF.	DESCRIPTION	MANUFACTURER	MODEL	DIMENSIONS	NOTES
EQ-02	-	PASS	GE APPLIANCES	-	-	PLEASE PROVIDE SPECS
EQ-03	-	CASH RECYCLER	GE APPLIANCES	-	-	PLEASE PROVIDE SPECS

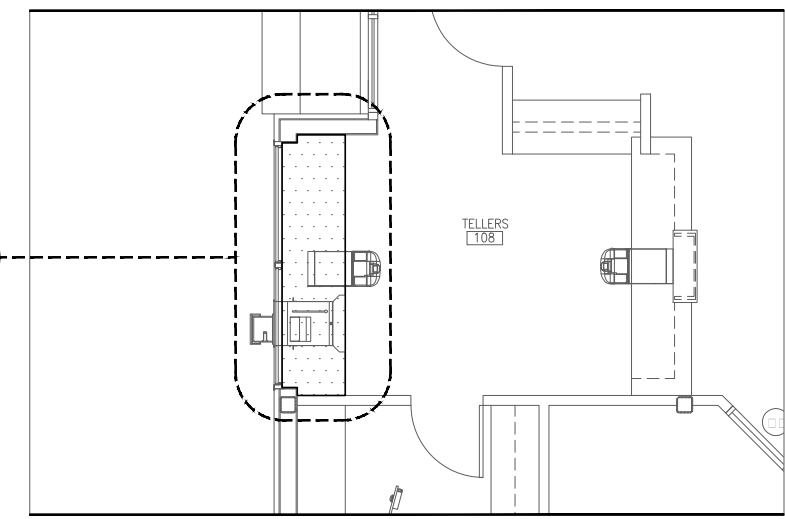


1
A3.0
PLAN VIEW - TELLERS 108
SCALE: 3/4" = 1'-0" ARCH. REF.: 1/A-101



2
A3.0
PLAN SECTION - TELLERS 108
SCALE: 3/4" = 1'-0" ARCH. REF.: NONE

1
A3.0



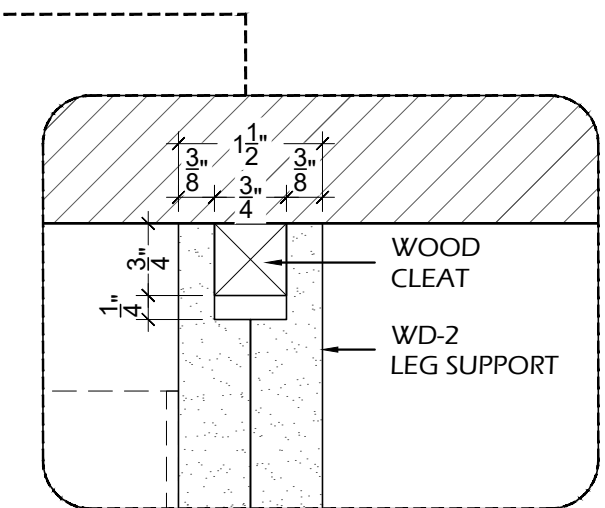
LP
A3.0
LOCATION PLAN - FLOOR PLAN
SCALE: 1/8" = 1'-0" ARCH. REF.: 1/A201

FINISH INDEX

MEL-1	MELAMINE INTERIORS WHITE COLOR
PL-1	PLASTIC LAMINATE WILSONART - WHITE CARRARA - 4924-38
WD-2	SOLID WOOD & VENEER - STAIN GRADE SHERWIN WILLIAMS - BARE BIRCH - WEATHERED TEAK - SW3134-B

HARDWARE INDEX

H-1.0	CLIP TOP HINGE 170° - FULL OVERLAY RICHELIEU - 71T658180 - SPRING CLOSING
H-2.0	4" BAR PULL - FINISH BRUSHED NICKEL PLEASE PROVIDE SPECS
H-3.0	DRAWER SLIDES ACCURIDE 3832 100LBS FULL EXTENSION 20"
H-4.0	10mm METAL SHELF PINS RICHELIEU - CP2291180 - NICKEL
H-10.0	PLASTIC BUMPERS DOOR & DRAWER BUMPERS - PLASTIC TRANSPARENT



PROJECT:

ARCHITECT / DESIGNER:

CONTRACTOR:

PROJECT MANAGER: ---
SCALE: AS NOTED
REVISIONS: #1: ---
#2: ---
#3: ---
#4: ---
#5: ---
#6: ---
#7: ---
#8: ---

DRAWN BY: HD
DATE DRAWN: 08/22/2022
JOB NUMBER: ---

A3.0
TELLERS 108

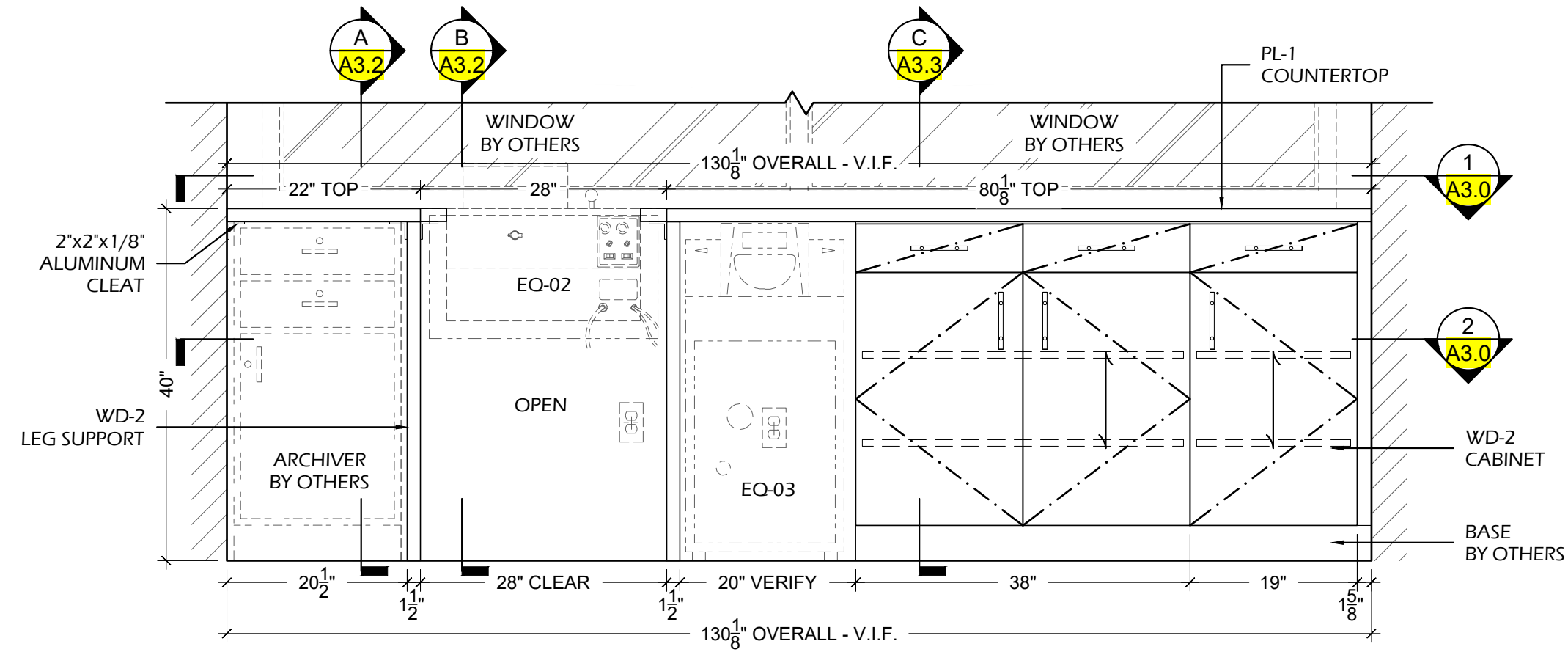
CASEWORK

FINISH INDEX

MEL-1	MELAMINE INTERIORS WHITE COLOR
PL-1	PLASTIC LAMINATE WILSONART - WHITE CARRARA - 4924-38
WD-2	SOLID WOOD & VENEER - STAIN GRADE SHERWIN WILLIAMS - BARE BIRCH - WEATHERED TEAK - SW3134-B

HARDWARE INDEX

H-1.0	CLIP TOP HINGE 170° - FULL OVERLAY RICHELIEU - 71T658180 - SPRING CLOSING
H-2.0	4" BAR PULL - FINISH BRUSHED NICKEL PLEASE PROVIDE SPECS
H-3.0	DRAWER SLIDES ACCURIDE 3832 100LBS FULL EXTENSION 20"
H-4.0	10mm METAL SHELF PINS RICHELIEU - CP2291180 - NICKEL
H-10.0	PLASTIC BUMPERS DOOR & DRAWER BUMPERS - PLASTIC TRANSPARENT



2
A3.1 ELEVATION - TELLERS 108
SCALE: 3/4" = 1'-0" ARCH.REF.: NONE

PROJECT:

ARCHITECT / DESIGNER:

CONTRACTOR:

PROJECT MANAGER:	---	DRAWN BY:	HD
SCALE:	AS NOTED	DATE DRAWN:	08/22/2022
REVISIONS:	#1: ---	JOB NUMBER:	---
	#2: ---		
	#3: ---		
	#4: ---		
	#5: ---		
	#6: ---		
	#7: ---		
	#8: ---		

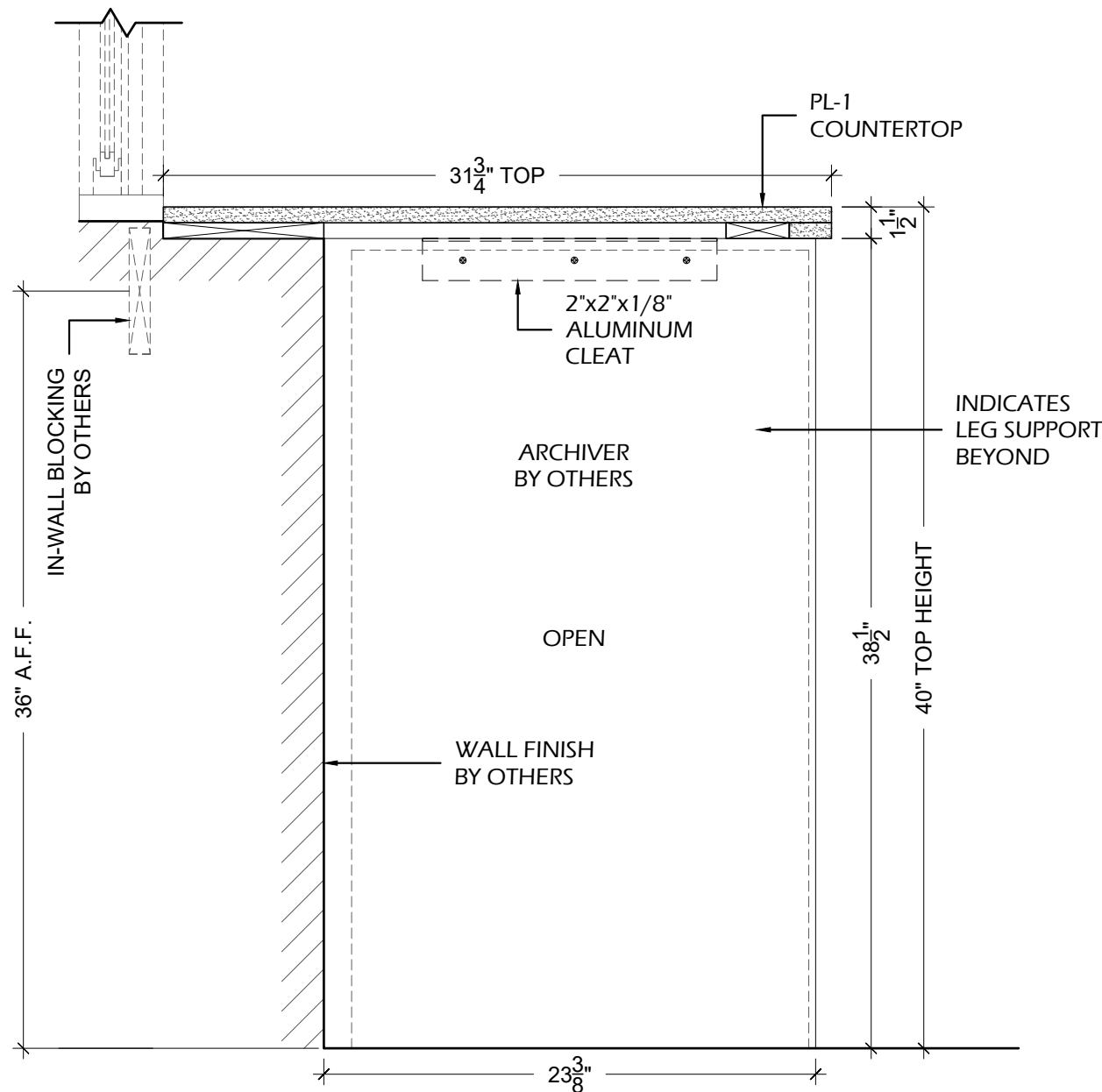
A3.1
TELLERS 108
CASEWORK

FINISH INDEX

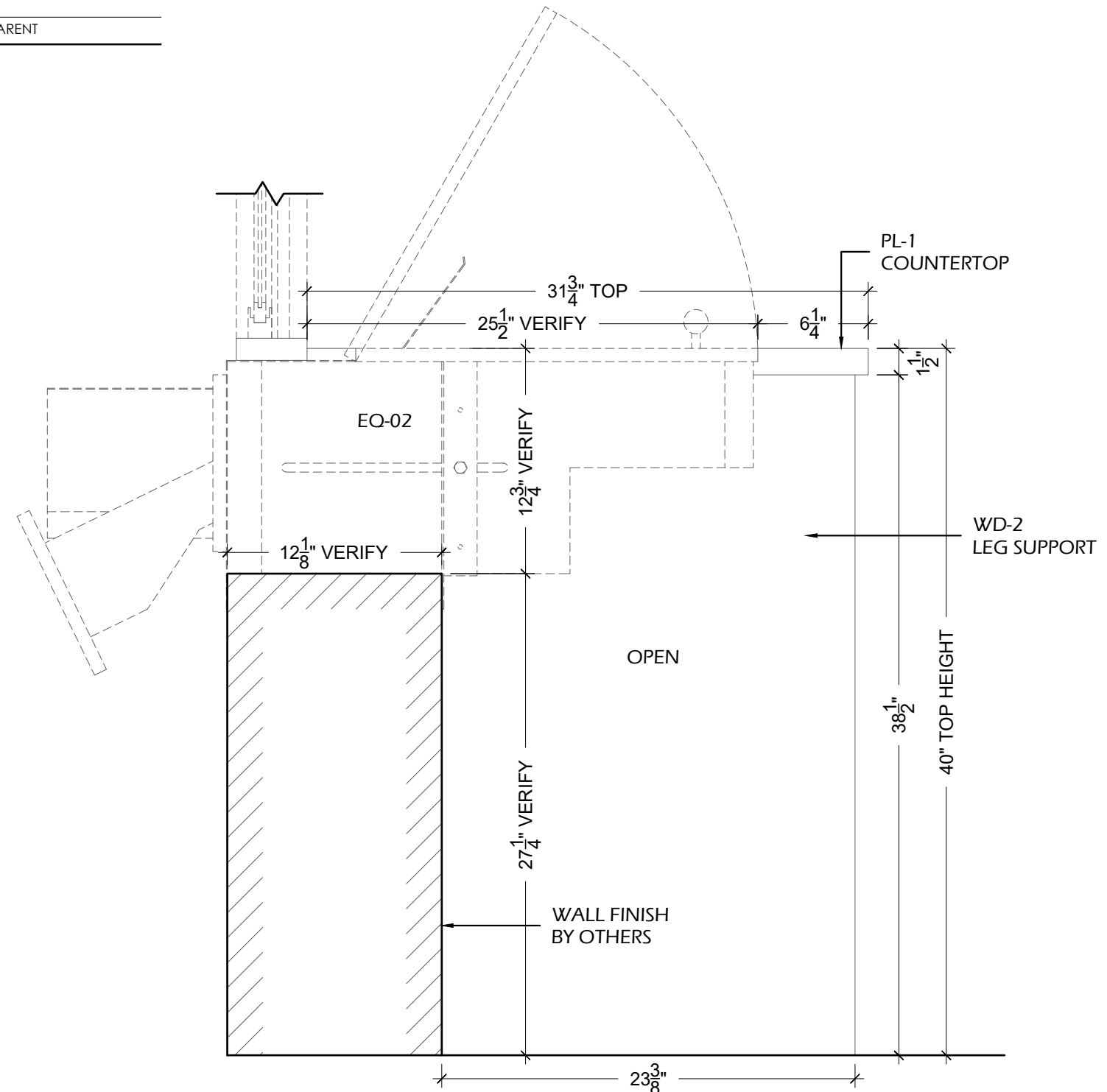
MEL-1	MELAMINE INTERIORS WHITE COLOR
PL-1	PLASTIC LAMINATE WILSONART - WHITE CARRARA - 4924-38
WD-2	SOLID WOOD & VENEER - STAIN GRADE SHERWIN WILLIAMS - BARE BIRCH - WEATHERED TEAK - SW3134-B

HARDWARE INDEX

H-1.0	CLIP TOP HINGE 170° - FULL OVERLAY RICHELIEU - 71T658180 - SPRING CLOSING
H-2.0	4" BAR PULL - FINISH BRUSHED NICKEL PLEASE PROVIDE SPECS
H-3.0	DRAWER SLIDES ACCURIDE 3832 100LBS FULL EXTENSION 20"
H-4.0	10mm METAL SHELF PINS RICHELIEU - CP2291180 - NICKEL
H-10.0	PLASTIC BUMPERS DOOR & DRAWER BUMPERS - PLASTIC TRANSPARENT



A SECTION
A3.2 SCALE: 1-1/2" = 1'-0" ARCH.REF.: C1 / A803



B SECTION
A3.2 SCALE: 1-1/2" = 1'-0" ARCH.REF.: B3 / A803

PROJECT:

ARCHITECT / DESIGNER:

CONTRACTOR:

PROJECT MANAGER: ---
SCALE: AS NOTED
REVISIONS: #1: --- #2: --- #3: --- #4: --- #5: --- #6: --- #7: --- #8: ---
DRAWN BY: HD
DATE DRAWN: 08/22/2022
JOB NUMBER: ---

A3.2
TELLERS 108

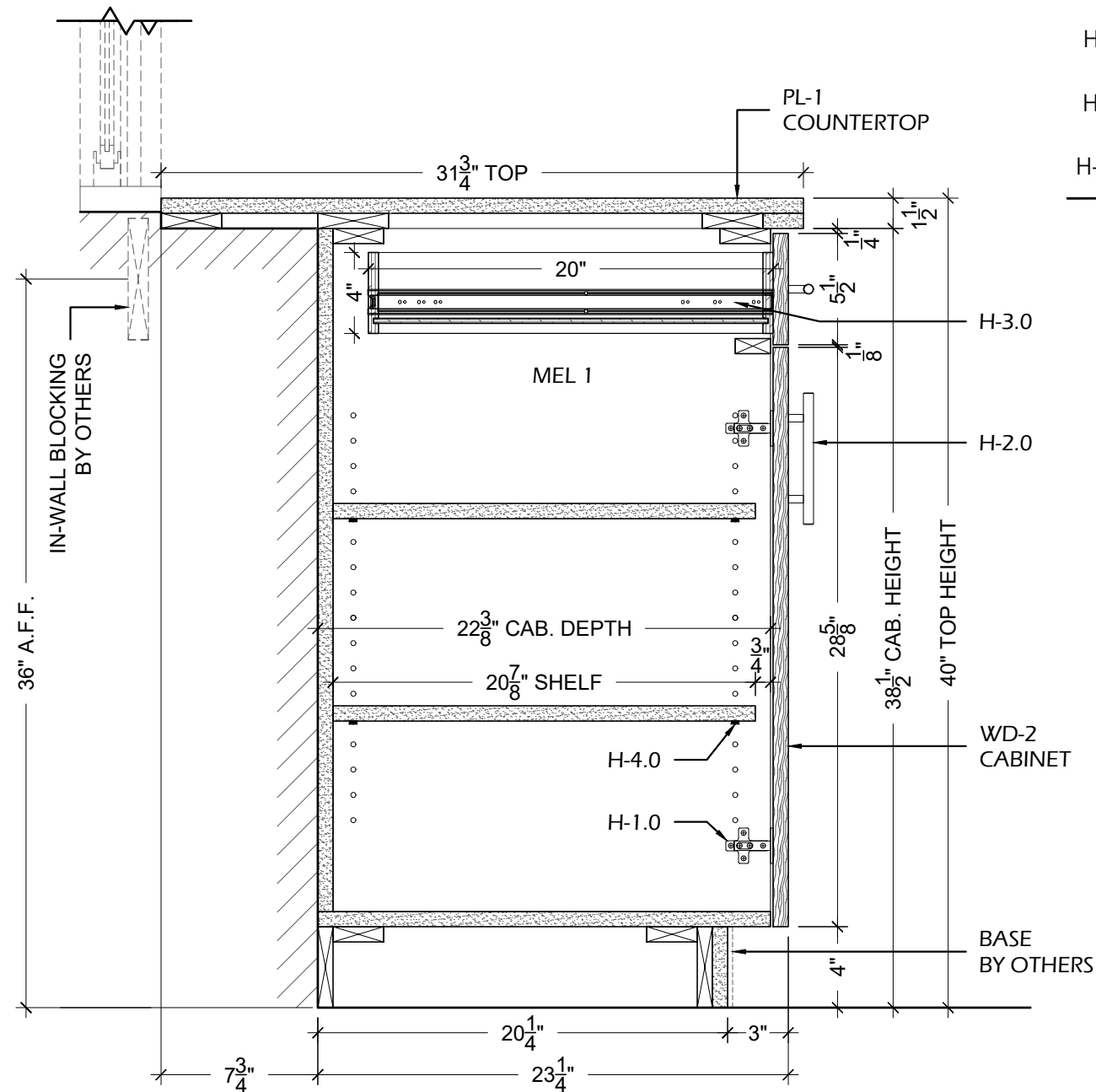
CASEWORK

FINISH INDEX

MEL-1	MELAMINE INTERIORS WHITE COLOR
PL-1	PLASTIC LAMINATE WILSONART - WHITE CARRARA - 4924-38
WD-2	SOLID WOOD & VENEER - STAIN GRADE SHERWIN WILLIAMS - BARE BIRCH - WEATHERED TEAK - SW3134-B

HARDWARE INDEX

H-1.0	CLIP TOP HINGE 170° - FULL OVERLAY RICHELIEU - 71T658180 - SPRING CLOSING
H-2.0	4" BAR PULL - FINISH BRUSHED NICKEL PLEASE PROVIDE SPECS
H-3.0	DRAWER SLIDES ACCURIDE 3832 100LBS FULL EXTENSION 20"
H-4.0	10mm METAL SHELF PINS RICHELIEU - CP2291180 - NICKEL
H-10.0	PLASTIC BUMPERS DOOR & DRAWER BUMPERS - PLASTIC TRANSPARENT



C SECTION
A3.3 SCALE: 1-1/2" = 1'-0" ARCH. REF.: B2 / A803

PROJECT:

ARCHITECT / DESIGNER:

CONTRACTOR:

PROJECT MANAGER:	---	DRAWN BY:	HD
SCALE:	AS NOTED	DATE DRAWN:	08/22/2022
REVISIONS:	#1:	JOB NUMBER:	---
	#2:		
	#3:		
	#4:		
	#5:		
	#6:		
	#7:		
	#8:		

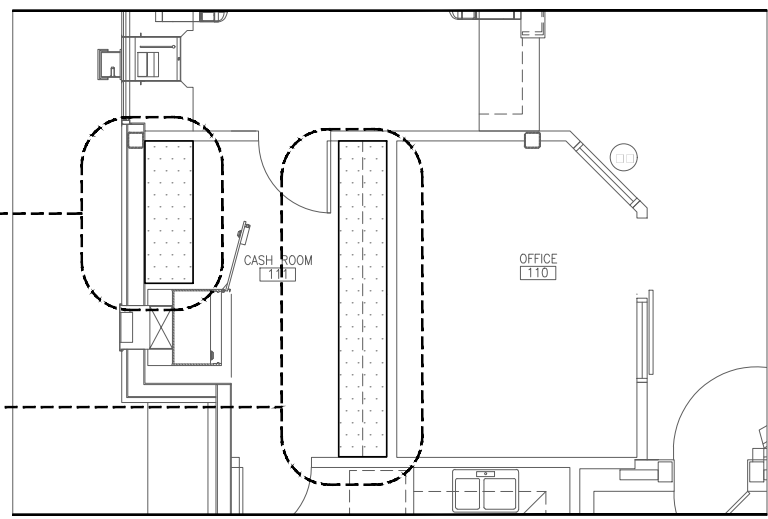
A3.3

TELLERS 108

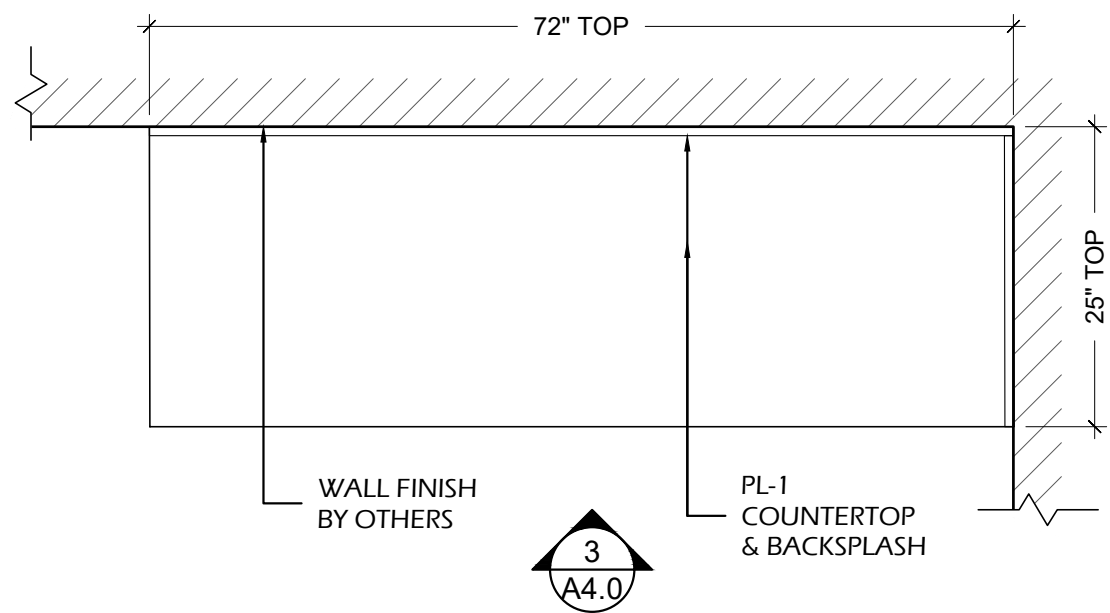
CASEWORK

FINISH INDEX	
MEL-1	MELAMINE INTERIORS WHITE COLOR
PL-1	PLASTIC LAMINATE WILSONART - WHITE CARRARA - 4924-38
PL-2	PLASTIC LAMINATE WILSONART - STUDIO TEAK,7960K-18 LINEARITY

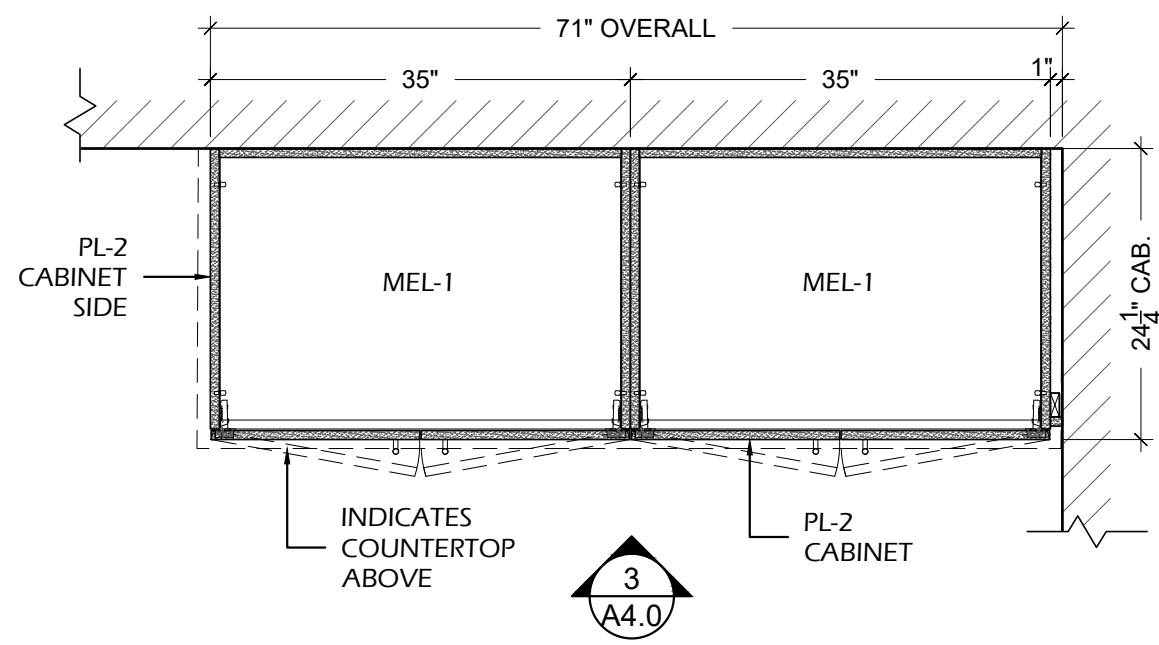
HARDWARE INDEX	
H-1.0	CLIP TOP HINGE 170° - FULL OVERLAY RICHELIEU - 71T658180 - SPRING CLOSING
H-2.0	4" BAR PULL - FINISH BRUSHED NICKEL PLEASE PROVIDE SPECS
H-3.0	DRAWER SLIDES ACCURIDE 3832 100LBS FULL EXTENSION 20"
H-4.0	10mm METAL SHELF PINS RICHELIEU - CP2291 180 - NICKEL
H-10.0	PLASTIC BUMPERS DOOR & DRAWER BUMPERS - PLASTIC TRANSPARENT



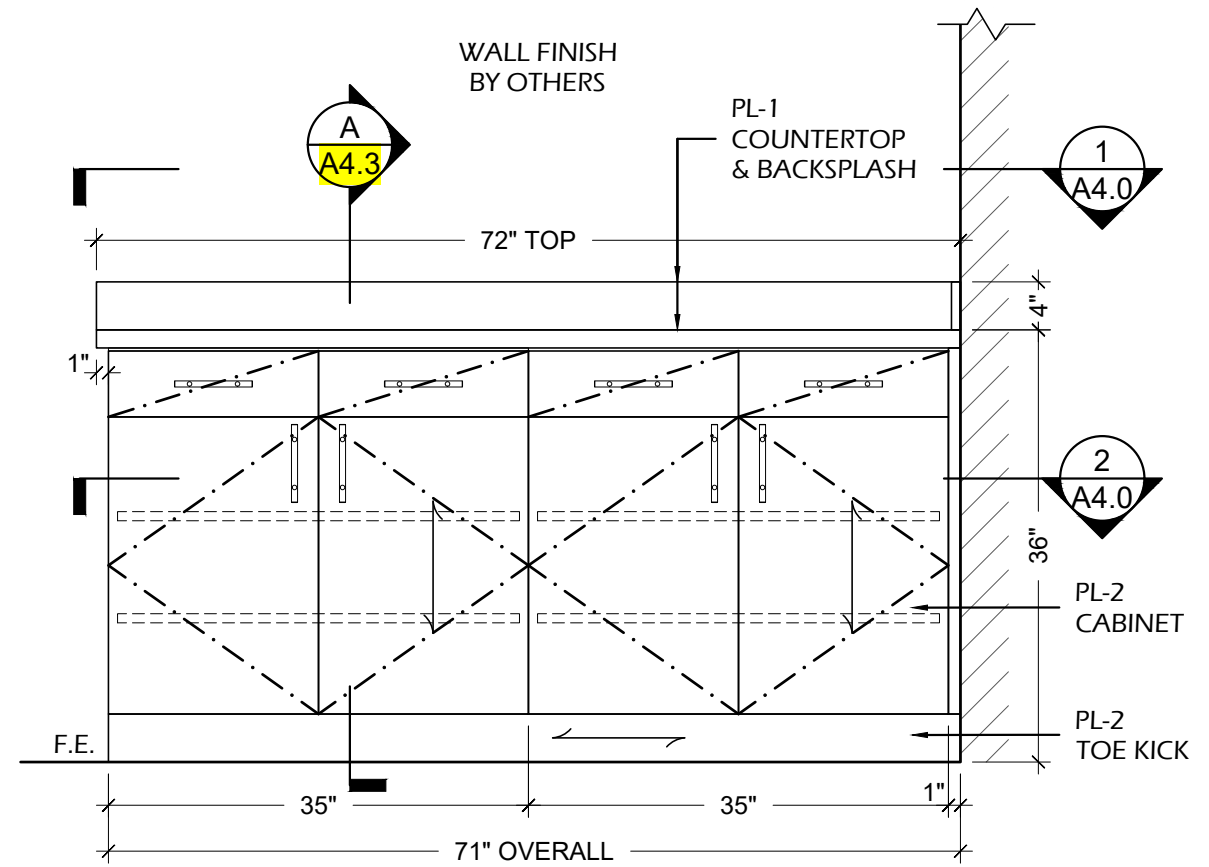
LP
A4.0 LOCATION PLAN - FLOOR PLAN
SCALE: 1/8" = 1'-0" ARCH.REF.: 1/A201



1
A4.0 PLAN VIEW - CASH ROOM 111
SCALE: 3/4" = 1'-0" ARCH.REF.: 1/A201



2
A4.0 PLAN SECTION - CASH ROOM 111
SCALE: 3/4" = 1'-0" ARCH.REF.: NONE



3
A4.0 ELEVATION - CASH ROOM 111
SCALE: 3/4" = 1'-0" ARCH.REF.: 7/A802

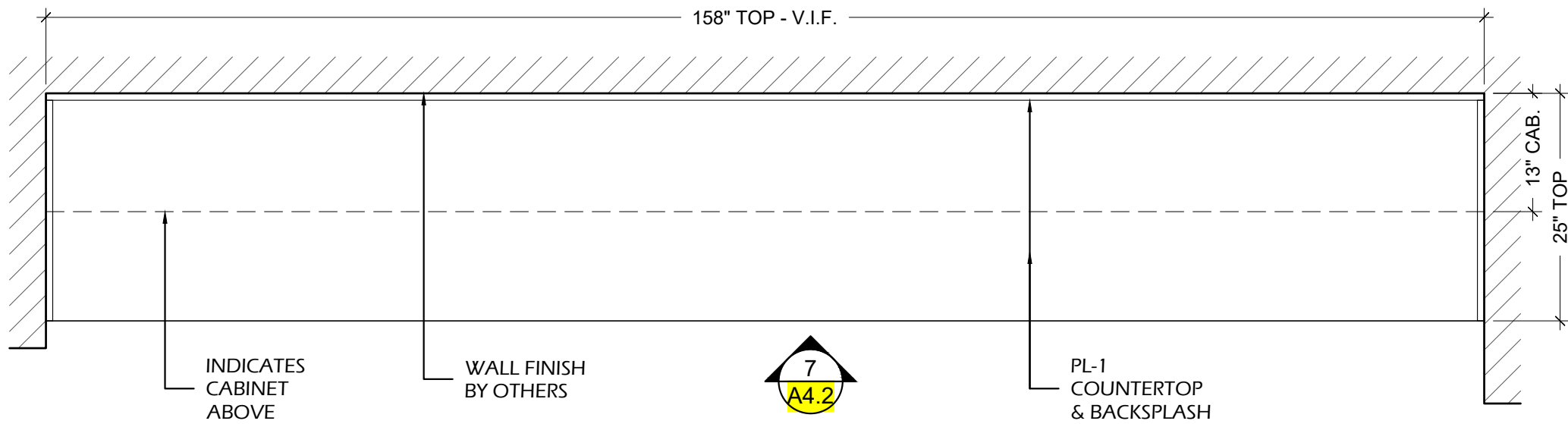
PROJECT:

ARCHITECT / DESIGNER:

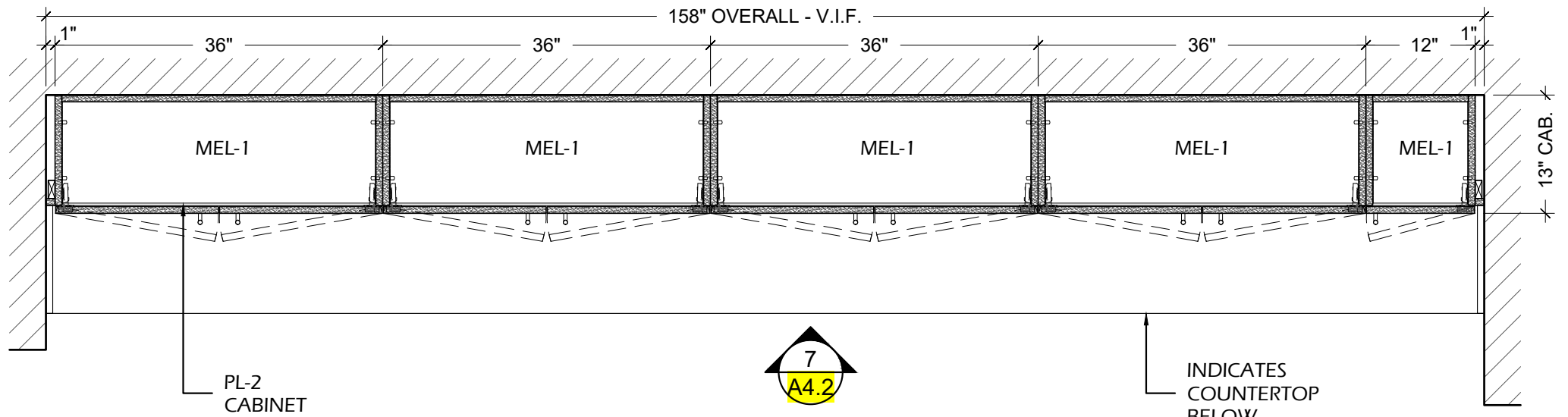
CONTRACTOR:

PROJECT MANAGER:	DRAWN BY:
---	HD
SCALE:	DATE DRAWN:
AS NOTED	08/22/2022
REVISIONS:	JOB NUMBER:
#1:	---
#2:	
#3:	
#4:	
#5:	
#6:	
#7:	
#8:	

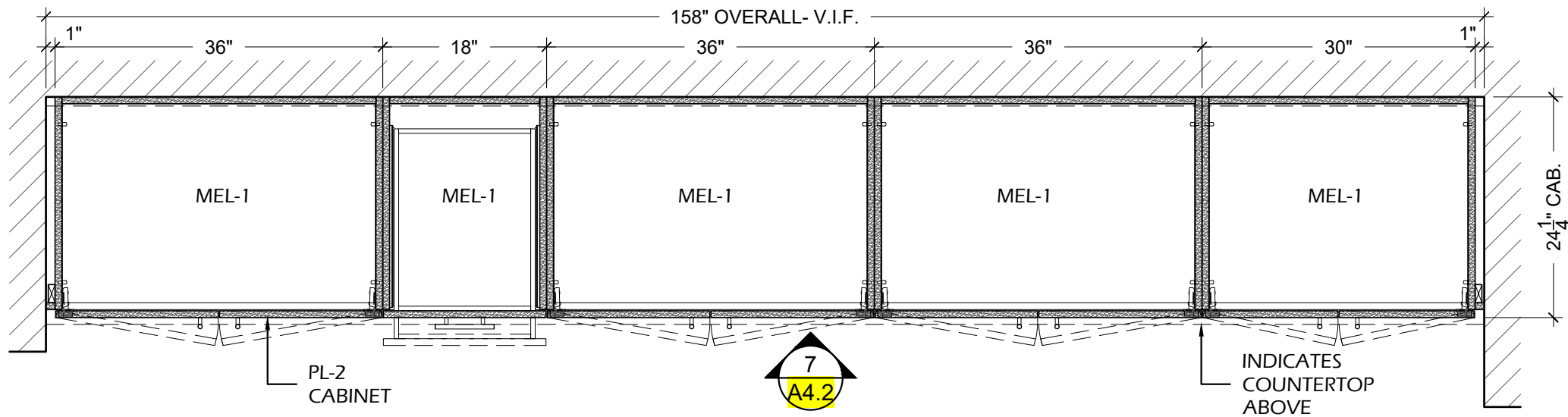
A4.0
CASH ROOM 111
CASEWORK



4 PLAN VIEW - CASH ROOM 111
 A4.1 SCALE: 3/4" = 1'-0" ARCH.REF.: 1/A201



5 PLAN SECTION - CASH ROOM 111
 A4.1 SCALE: 3/4" = 1'-0" ARCH.REF.: NONE



6 PLAN SECTION - CASH ROOM 111
 A4.1 SCALE: 3/4" = 1'-0" ARCH.REF.: NONE

FINISH INDEX

MEL-1	MELAMINE INTERIORS WHITE COLOR
PL-1	PLASTIC LAMINATE WILSONART - WHITE CARRARA - 4924-38
PL-2	PLASTIC LAMINATE WILSONART - STUDIO TEAK, 7960K-18 LINEARITY

HARDWARE INDEX

H-1.0	CLIP TOP HINGE 170° - FULL OVERLAY RICHELIEU - 71T658180 - SPRING CLOSING
H-2.0	4" BAR PULL - FINISH BRUSHED NICKEL PLEASE PROVIDE SPECS
H-3.0	DRAWER SLIDES ACCURIDE 3832 100LBS FULL EXTENSION 20"
H-4.0	10mm METAL SHELF PINS RICHELIEU - CP2291180 - NICKEL
H-10.0	PLASTIC BUMPERS DOOR & DRAWER BUMPERS - PLASTIC TRANSPARENT

PROJECT:

ARCHITECT / DESIGNER:

CONTRACTOR:

PROJECT MANAGER: ---
 SCALE: AS NOTED
 REVISIONS: #1: #2: #3: #4: #5: #6: #7: #8: ---

DRAWN BY: HD
 DATE DRAWN: 08/22/2022
 JOB NUMBER: ---

A4.1
 CASH ROOM 111

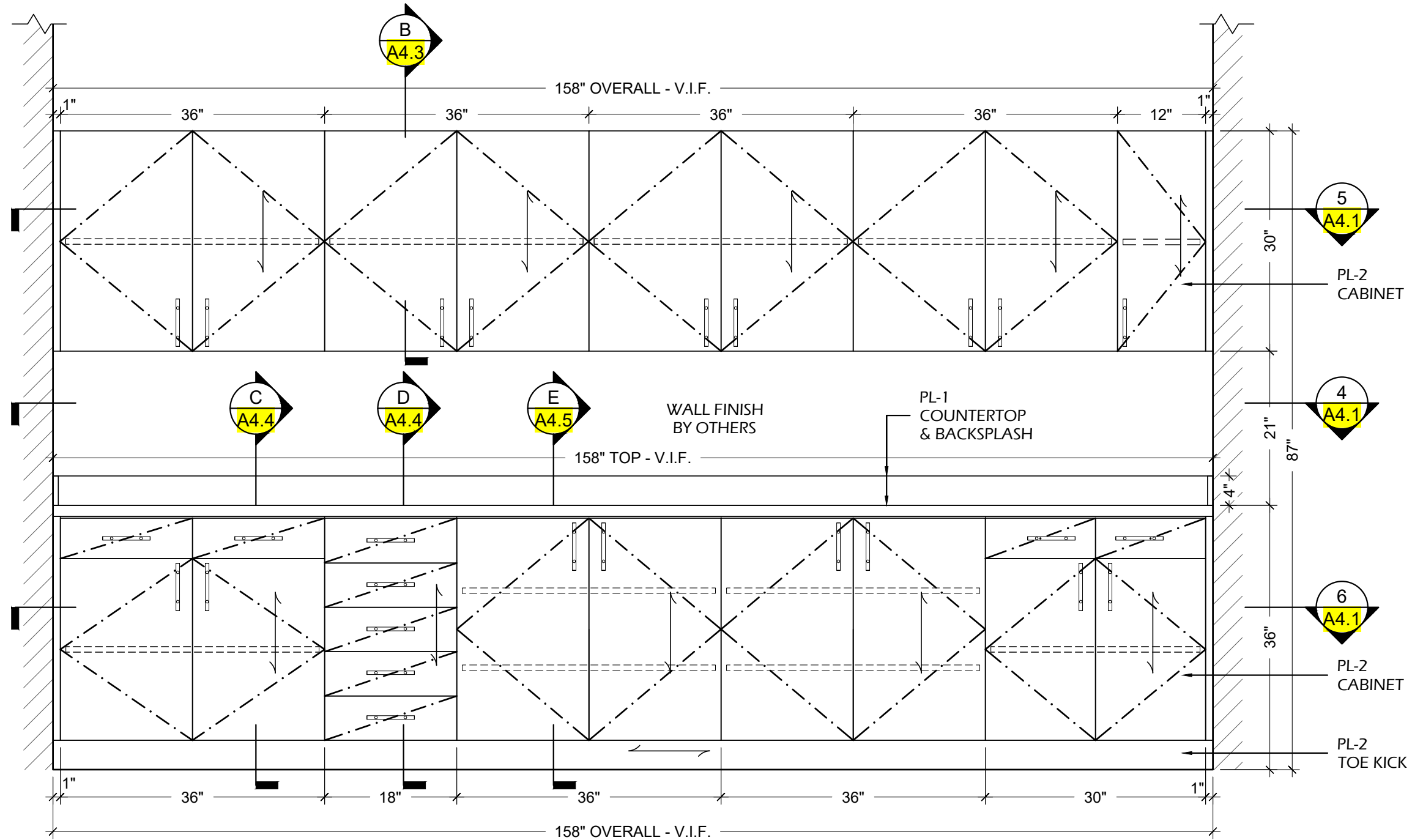
CASEWORK

FINISH INDEX

MEL-1	MELAMINE INTERIORS WHITE COLOR
PL-1	PLASTIC LAMINATE WILSONART - WHITE CARRARA - 4924-38
PL-2	PLASTIC LAMINATE WILSONART - STUDIO TEAK,7960K-18 LINEARITY

HARDWARE INDEX

H-1.0	CLIP TOP HINGE 170° - FULL OVERLAY RICHELIEU - 71T658180 - SPRING CLOSING
H-2.0	4" BAR PULL - FINISH BRUSHED NICKEL PLEASE PROVIDE SPECS
H-3.0	DRAWER SLIDES ACCURIDE 3832 100LBS FULL EXTENSION 20"
H-4.0	10mm METAL SHELF PINS RICHELIEU - CP2291180 - NICKEL
H-10.0	PLASTIC BUMPERS DOOR & DRAWER BUMPERS - PLASTIC TRANSPARENT



7
A4.2 ELEVATION - CASH ROOM 111
SCALE: 3/4" = 1'-0" ARCH.REF.: 8/A802

PROJECT:

ARCHITECT / DESIGNER:

CONTRACTOR:

PROJECT MANAGER:	DRAWN BY:
---	HD
SCALE:	DATE DRAWN:
AS NOTED	08/22/2022
REVISIONS:	JOB NUMBER:
#1:	---
#2:	
#3:	
#4:	
#5:	
#6:	
#7:	
#8:	

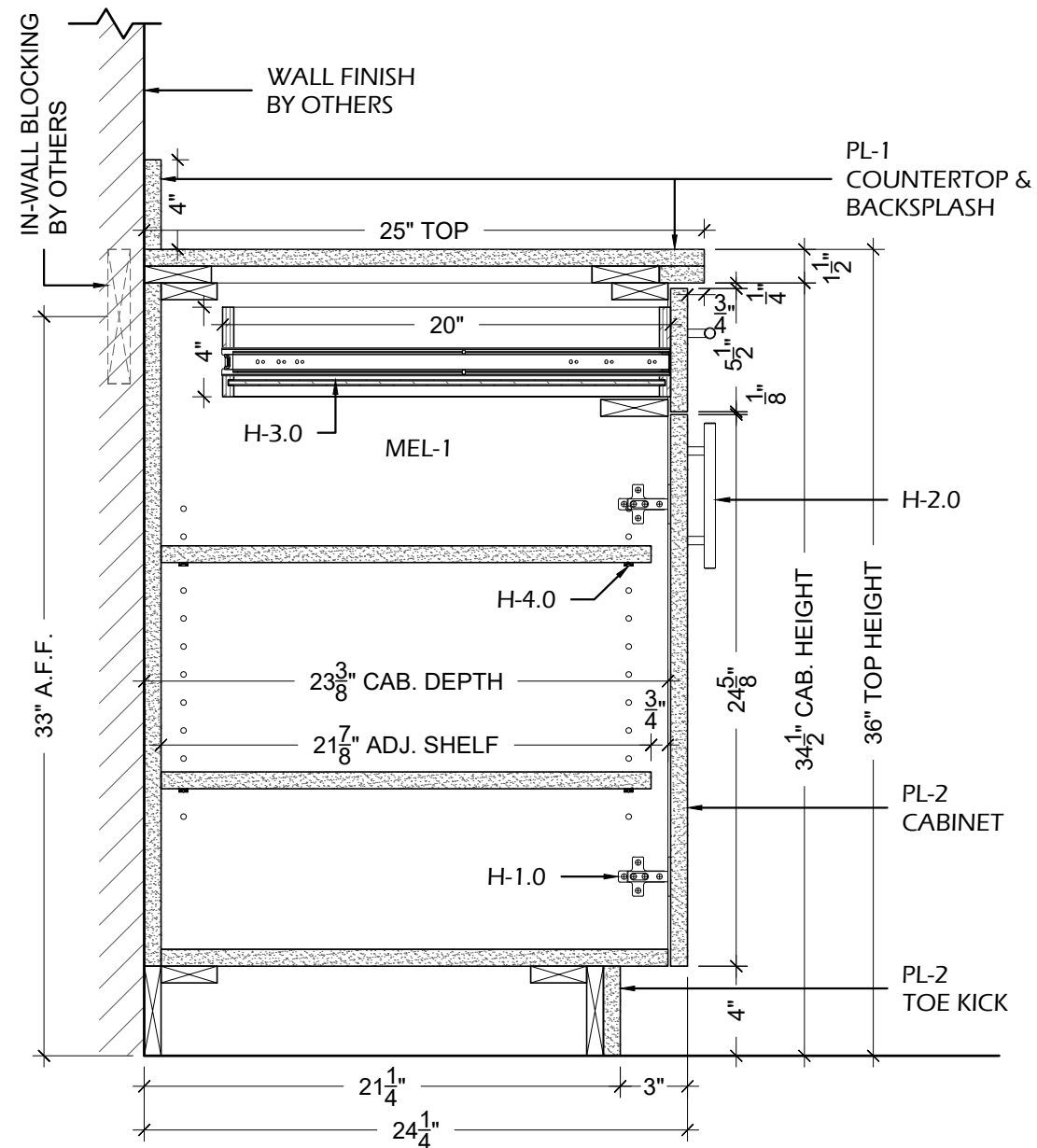
A4.2
CASH ROOM 111
CASEWORK

FINISH INDEX

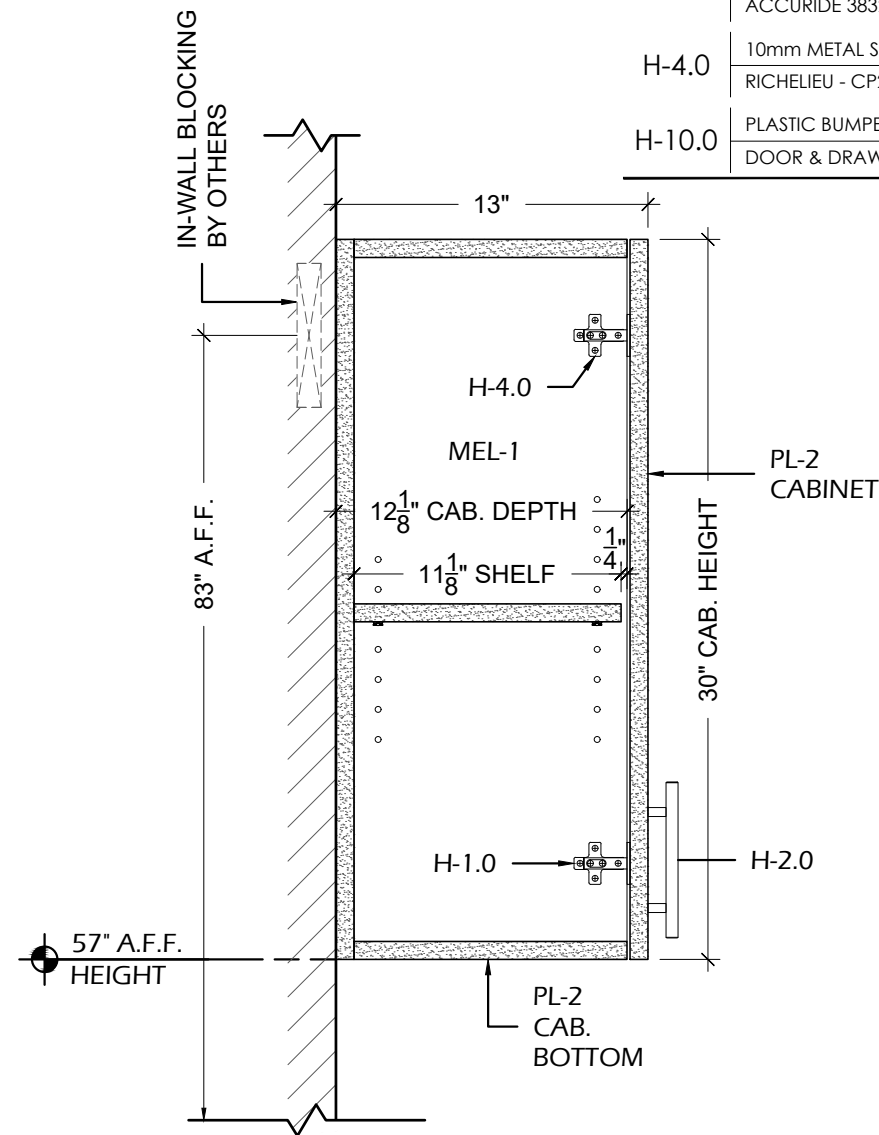
MEL-1	MELAMINE INTERIORS WHITE COLOR
PL-1	PLASTIC LAMINATE WILSONART - WHITE CARRARA - 4924-38
PL-2	PLASTIC LAMINATE WILSONART - STUDIO TEAK, 7960K-18 LINEARITY

HARDWARE INDEX

H-1.0	CLIP TOP HINGE 170° - FULL OVERLAY RICHELIEU - 71T658180 - SPRING CLOSING
H-2.0	4" BAR PULL - FINISH BRUSHED NICKEL PLEASE PROVIDE SPECS
H-3.0	DRAWER SLIDES ACCURIDE 3832 100LBS FULL EXTENSION 20"
H-4.0	10mm METAL SHELF PINS RICHELIEU - CP2291180 - NICKEL
H-10.0	PLASTIC BUMPERS DOOR & DRAWER BUMPERS - PLASTIC TRANSPARENT



A SECTION
A4.3 SCALE: 1-1/2" = 1'-0" ARCH. REF.: B2/A803



B SECTION
A4.3 SCALE: 1-1/2" = 1'-0" ARCH. REF.: W1/A803

PROJECT:

ARCHITECT / DESIGNER:

CONTRACTOR:

PROJECT MANAGER:	---	DRAWN BY:	HD
SCALE:	AS NOTED	DATE DRAWN:	08/22/2022
REVISIONS:	#1: ---	JOB NUMBER:	---
	#2: ---		
	#3: ---		
	#4: ---		
	#5: ---		
	#6: ---		
	#7: ---		
	#8: ---		

A4.3

CASH ROOM 111

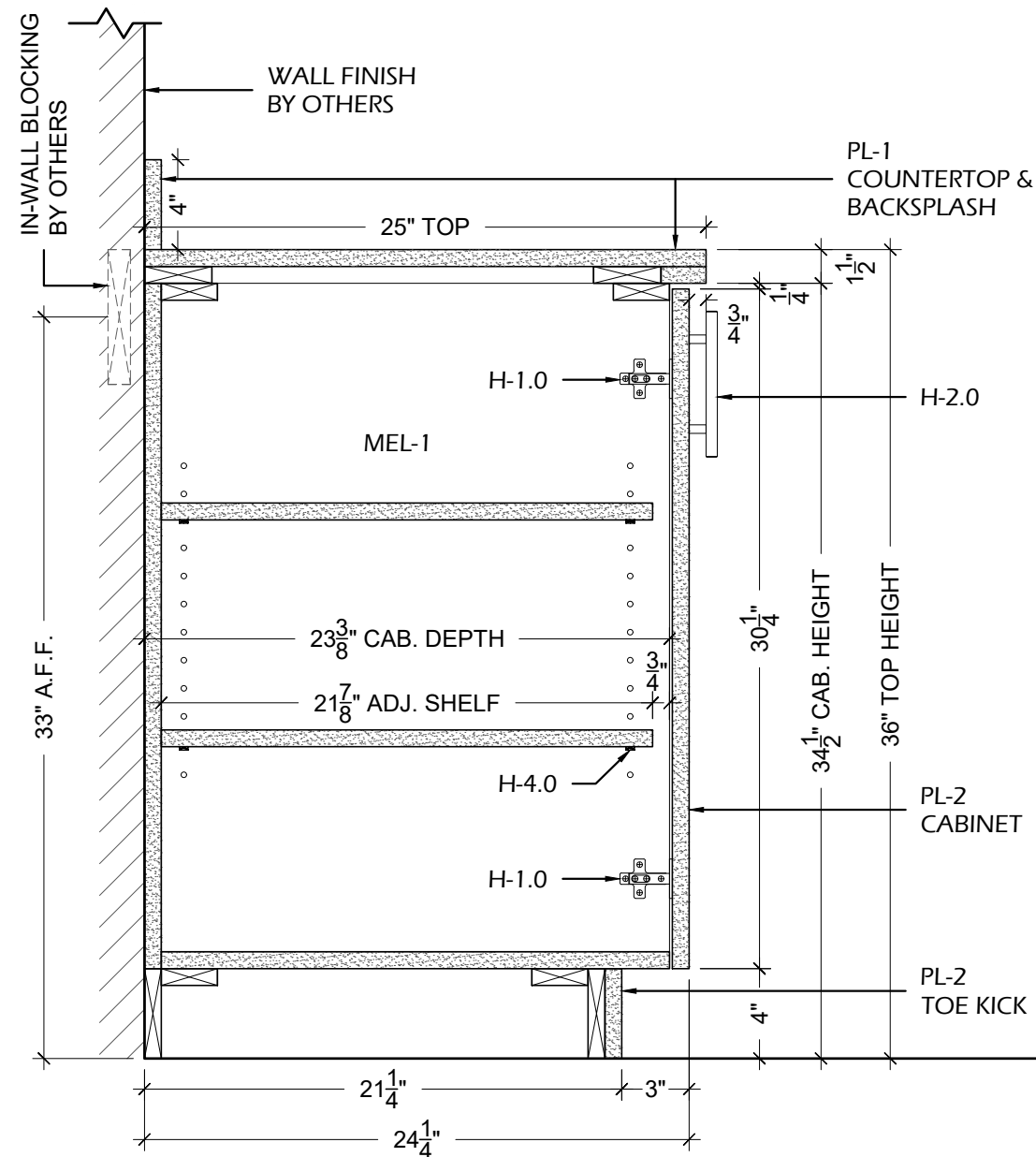
CASEWORK

FINISH INDEX

MEL-1	MELAMINE INTERIORS WHITE COLOR
PL-1	PLASTIC LAMINATE WILSONART - WHITE CARRARA - 4924-38
PL-2	PLASTIC LAMINATE WILSONART - STUDIO TEAK, 7960K-18 LINEARITY

HARDWARE INDEX

H-1.0	CLIP TOP HINGE 170° - FULL OVERLAY RICHELIEU - 71T658180 - SPRING CLOSING
H-2.0	4" BAR PULL - FINISH BRUSHED NICKEL PLEASE PROVIDE SPECS
H-3.0	DRAWER SLIDES ACCURIDE 3832 100LBS FULL EXTENSION 20"
H-4.0	10mm METAL SHELF PINS RICHELIEU - CP2291180 - NICKEL
H-10.0	PLASTIC BUMPERS DOOR & DRAWER BUMPERS - PLASTIC TRANSPARENT



E SECTION
A4.5 SCALE: 1-1/2" = 1'-0" ARCH. REF.: B1/A803

PROJECT:

ARCHITECT / DESIGNER:

CONTRACTOR:

PROJECT MANAGER:	DRAWN BY:
---	HD
SCALE:	DATE DRAWN:
AS NOTED	08/22/2022
REVISIONS:	JOB NUMBER:
#1:	---
#2:	
#3:	
#4:	
#5:	
#6:	
#7:	
#8:	

A4.5

CASH ROOM 111

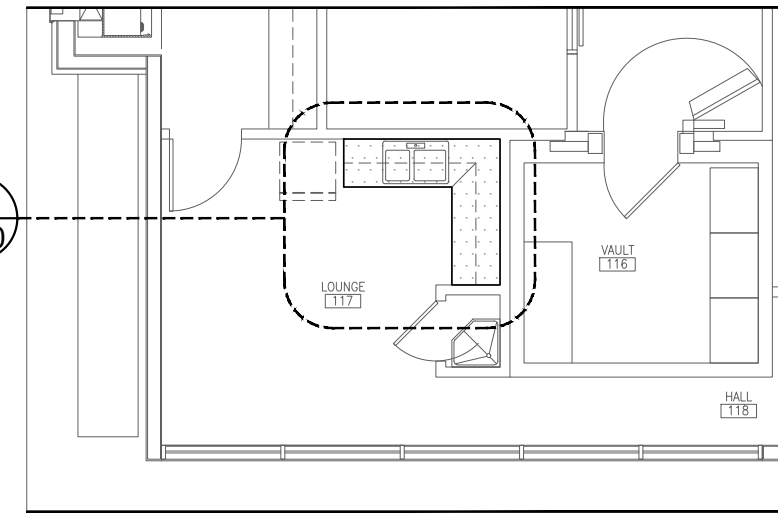
CASEWORK

FINISH INDEX

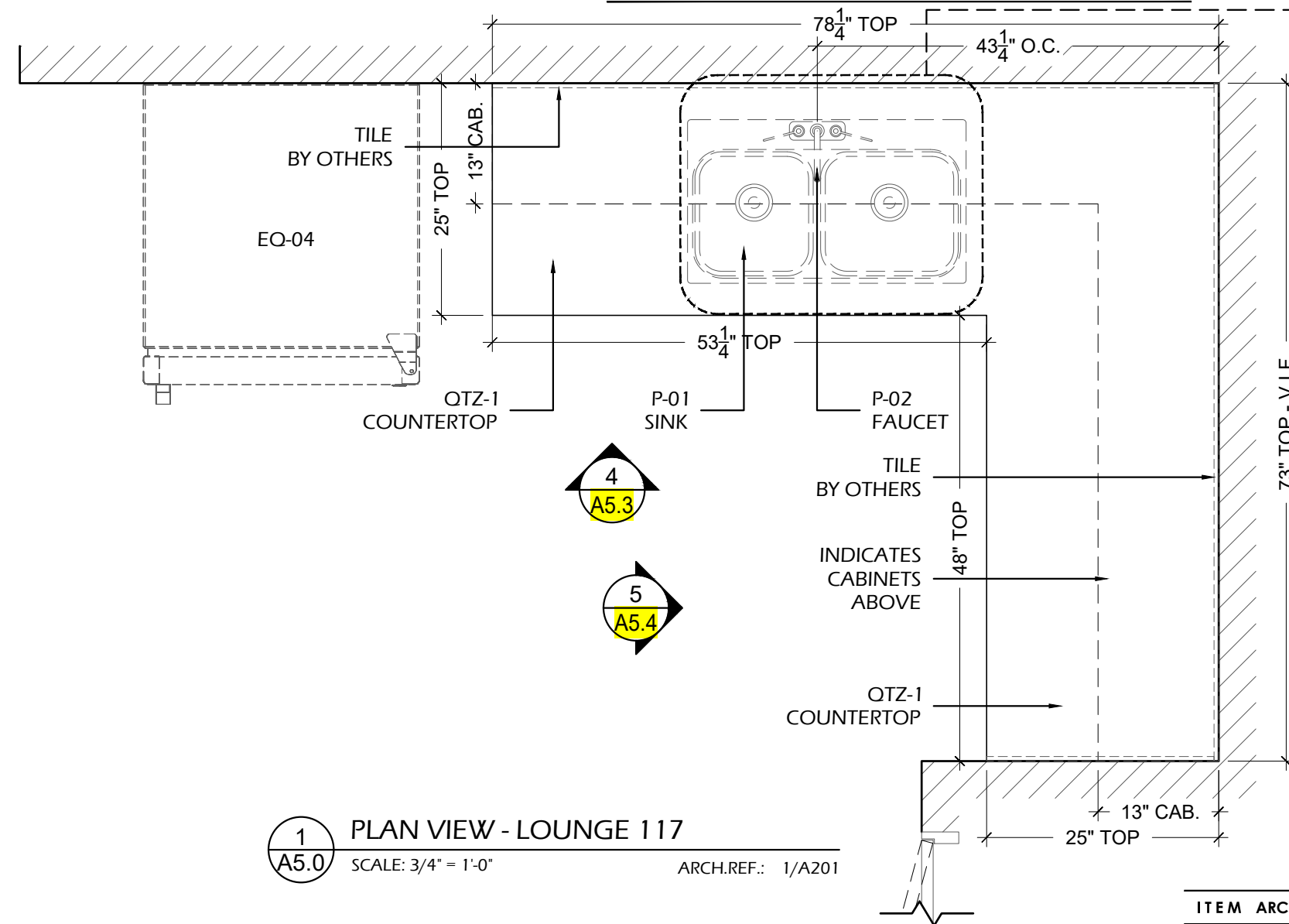
MEL-1	MELAMINE INTERIORS WHITE COLOR
QTZ-1	QUARTZ CROSSVILLE- PC004.1SLAB12 - LIGHTNING POLISHED
WD-3	SOLID WOOD & VENEER - PAINT GRADE SHERWIN WILLIAMS - SW700A SNOWBOUND, SEMI - GLOSS

HARDWARE INDEX

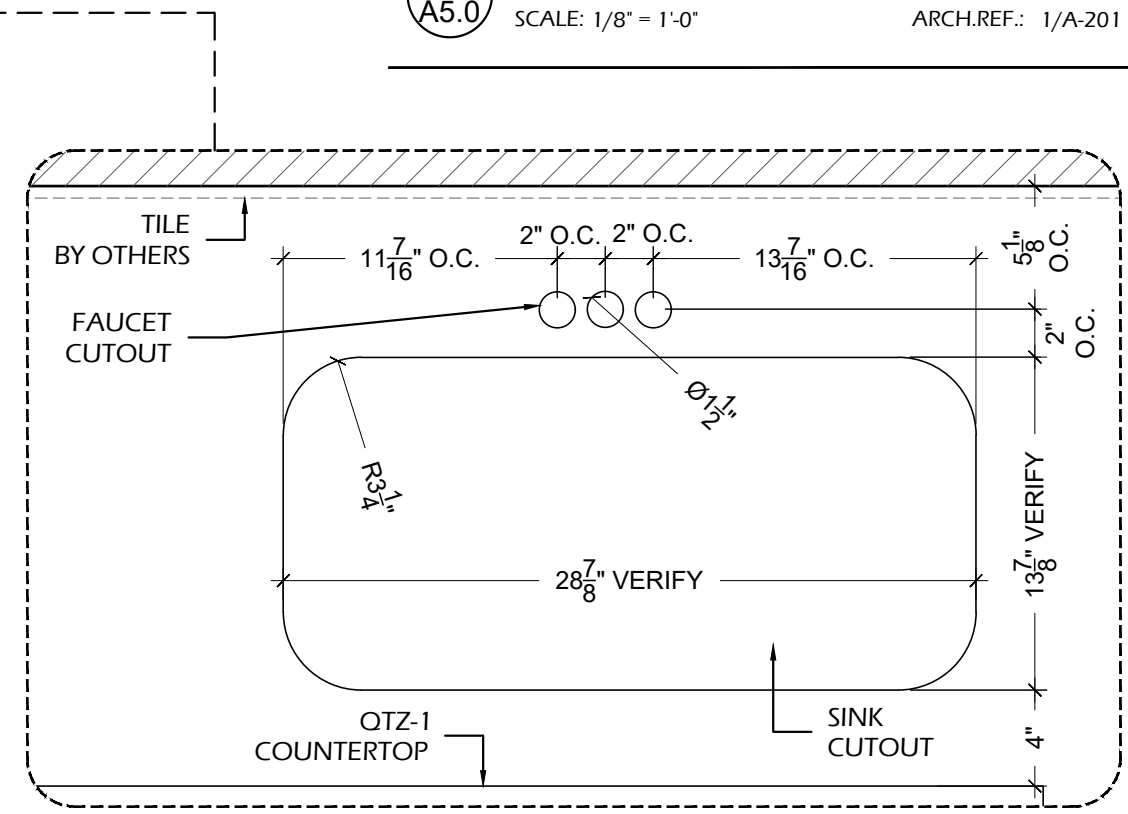
H-1.0	CLIP TOP HINGE 170° - FULL OVERLAY RICHELIEU - 71T658180 - SPRING CLOSING
H-2.0	4" BAR PULL - FINISH BRUSHED NICKEL PLEASE PROVIDE SPECS
H-3.0	DRAWER SLIDES ACCURIDE 3832 100LBS FULL EXTENSION 20"
H-4.0	10mm METAL SHELF PINS RICHELIEU - CP2291180 - NICKEL
H-6.4	6" TRASH GROMMET PLEASE PROVIDE SPECS
H-9.0	ALUMINUM Z-CLIPS ANODIZED ALUMINUM
H-10.0	PLASTIC BUMPERS DOOR & DRAWER BUMPERS - PLASTIC TRANSPARENT



LP A5.0 LOCATION PLAN - FIRST FLOOR
SCALE: 1/8" = 1'-0" ARCH.REF.: 1/A-201



1 A5.0 PLAN VIEW - LOUNGE 117
SCALE: 3/4" = 1'-0" ARCH.REF.: 1/A201



EQUIPMENT SCHEDULE BY OTHERS

ITEM	ARCH. REF.	DESCRIPTION	MANUFACTURER	MODEL	DIMENSIONS	NOTES
EQ-04	-	REFRIGERATOR	GE APPLIANCES	GIE19JSNRSS	66 3/8" H X 29 3/4" W X 34 1/2" D	BY OTHERS

PLUMBING SCHEDULE BY OTHERS

ITEM	ARCH. REF.	DESCRIPTION	MANUFACTURER	MODEL	CUTOUT DIMENSIONS	NOTES
P-01	-	UNDERMOUNT SINK	---	---	---	PLEASE PROVIDE SPECS
P-02	-	FAUCET	---	---	---	PLEASE PROVIDE SPECS

PROJECT:

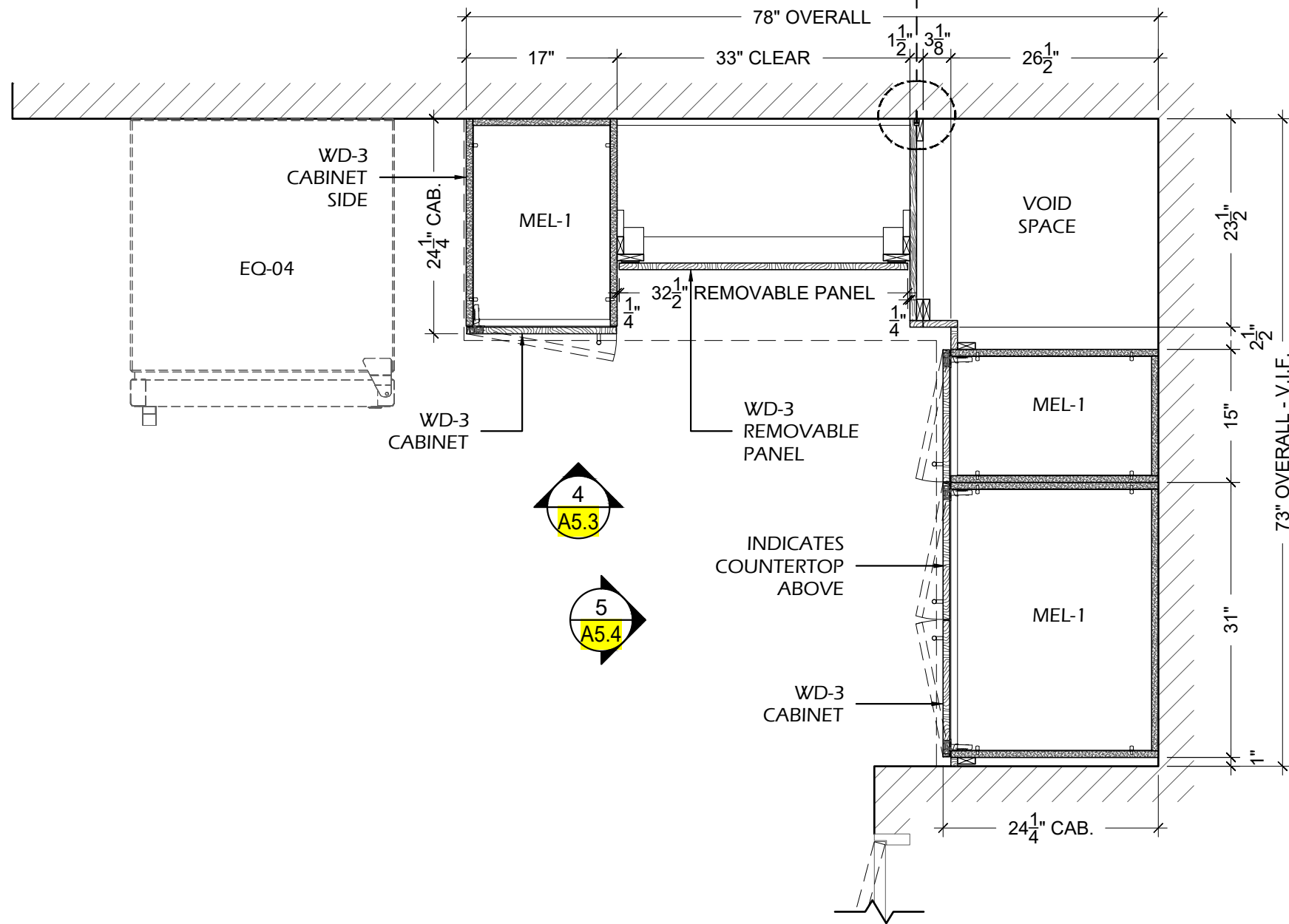
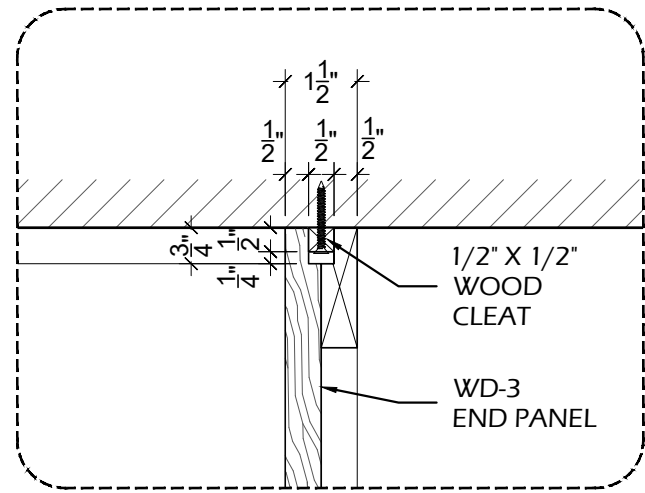
ARCHITECT / DESIGNER:

CONTRACTOR:

PROJECT MANAGER: ---
SCALE: AS NOTED
REVISIONS: ---
#1: ---
#2: ---
#3: ---
#4: ---
#5: ---
#6: ---
#7: ---
#8: ---

DRAWN BY: HD
DATE DRAWN: 08/22/2022
JOB NUMBER: ---

A5.0
LOUNGE 117
CASEWORK



FINISH INDEX

MEL-1	MELAMINE INTERIORS WHITE COLOR
QTZ-1	QUARTZ CROSSVILLE- PC004.1SLAB12 - LIGHTNING POLISHED
WD-3	SOLID WOOD & VENEER - PAINT GRADE SHERWIN WILLIAMS - SW700A SNOWBOUND, SEMI - GLOSS

HARDWARE INDEX

H-1.0	CLIP TOP HINGE 170° - FULL OVERLAY RICHELIEU - 71T658180 - SPRING CLOSING
H-2.0	4" BAR PULL - FINISH BRUSHED NICKEL PLEASE PROVIDE SPECS
H-3.0	DRAWER SLIDES ACCURIDE 3832 100LBS FULL EXTENSION 20"
H-4.0	10mm METAL SHELF PINS RICHELIEU - CP2291180 - NICKEL
H-6.4	6" TRASH GROMMET PLEASE PROVIDE SPECS
H-9.0	ALUMINUM Z-CLIPS ANODIZED ALUMINUM
H-10.0	PLASTIC BUMPERS DOOR & DRAWER BUMPERS - PLASTIC TRANSPARENT

PROJECT:

ARCHITECT / DESIGNER:

CONTRACTOR:

PROJECT MANAGER:	---	DRAWN BY:	HD
SCALE:	AS NOTED	DATE DRAWN:	08/22/2022
REVISIONS:	#1:	JOB NUMBER:	---
	#2:		
	#3:		
	#4:		
	#5:		
	#6:		
	#7:		
	#8:		

3
A5.2 PLAN SECTION - LOUNGE 117
SCALE: 3/4" = 1'-0" ARCH.REF.: NONE

A5.2
LOUNGE 117

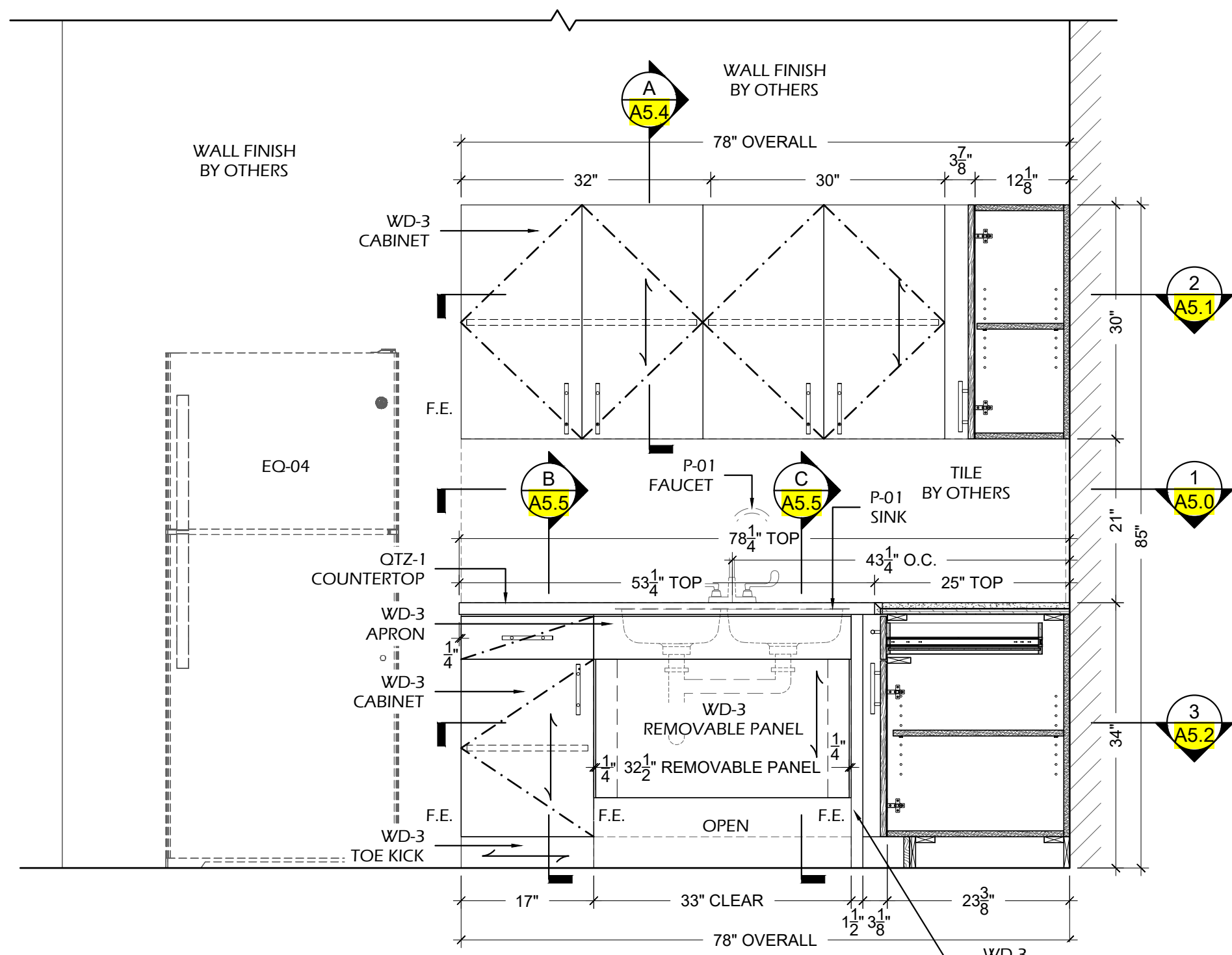
CASEWORK

FINISH INDEX

MEL-1	MELAMINE INTERIORS WHITE COLOR
QTZ-1	QUARTZ CROSSVILLE- PC004.1SLAB12 - LIGHTNING POLISHED
WD-3	SOLID WOOD & VENEER - PAINT GRADE SHERWIN WILLIAMS - SW700A SNOWBOUND, SEMI - GLOSS

HARDWARE INDEX

H-1.0	CLIP TOP HINGE 170° - FULL OVERLAY RICHELIEU - 71T658180 - SPRING CLOSING
H-2.0	4" BAR PULL - FINISH BRUSHED NICKEL PLEASE PROVIDE SPECS
H-3.0	DRAWER SLIDES ACCURIDE 3832 100LBS FULL EXTENSION 20"
H-4.0	10mm METAL SHELF PINS RICHELIEU - CP2291180 - NICKEL
H-6.4	6" TRASH GROMMET PLEASE PROVIDE SPECS
H-9.0	ALUMINUM Z-CLIPS ANODIZED ALUMINUM
H-10.0	PLASTIC BUMPERS DOOR & DRAWER BUMPERS - PLASTIC TRANSPARENT



4
A5.3 ELEVATION - LOUNGE 117
SCALE: 1:1 ARCH.REF.: 6/A802

PROJECT:

ARCHITECT / DESIGNER:

CONTRACTOR:

PROJECT MANAGER:	---	DRAWN BY:	HD
SCALE:	AS NOTED	DATE DRAWN:	08/22/2022
REVISIONS:	#1: ---	JOB NUMBER:	---
	#2: ---		
	#3: ---		
	#4: ---		
	#5: ---		
	#6: ---		
	#7: ---		
	#8: ---		

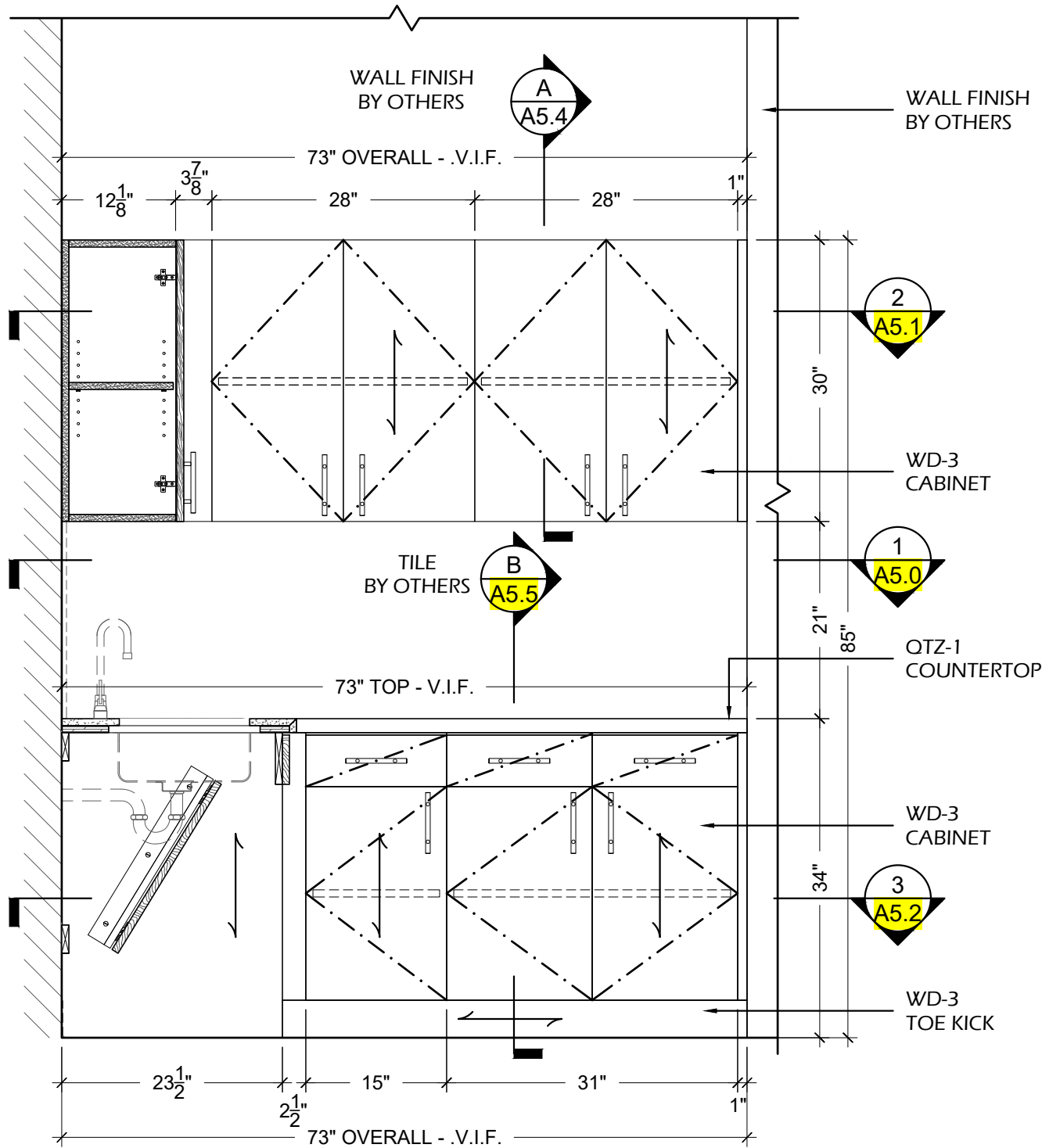
A5.3
LOUNGE 117
CASEWORK

FINISH INDEX

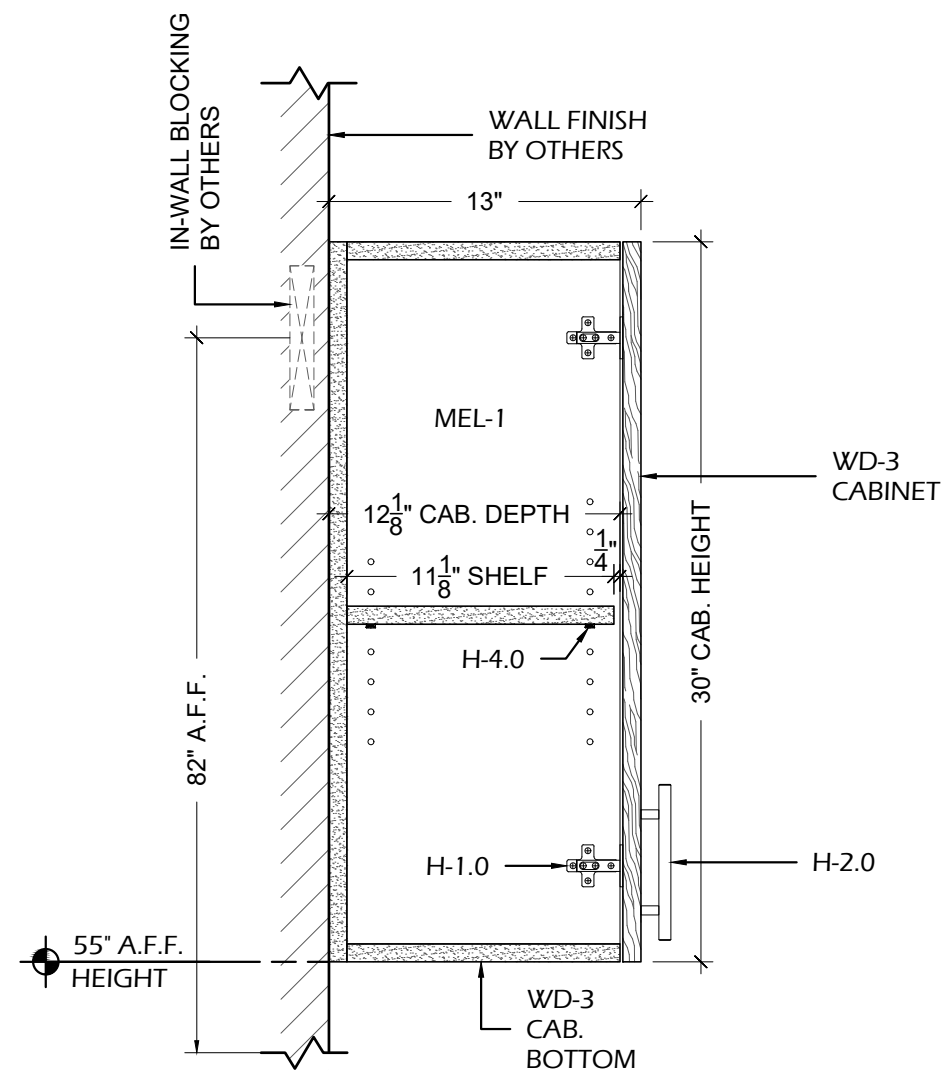
MEL-1	MELAMINE INTERIORS WHITE COLOR
QTZ-1	QUARTZ CROSSVILLE- PC004.1SLAB12 - LIGHTNING POLISHED
WD-3	SOLID WOOD & VENEER - PAINT GRADE SHERWIN WILLIAMS - SW700A SNOWBOUND, SEMI - GLOSS

HARDWARE INDEX

H-1.0	CLIP TOP HINGE 170° - FULL OVERLAY RICHELIEU - 71T658180 - SPRING CLOSING
H-2.0	4" BAR PULL - FINISH BRUSHED NICKEL PLEASE PROVIDE SPECS
H-3.0	DRAWER SLIDES ACCURIDE 3832 100LBS FULL EXTENSION 20"
H-4.0	10mm METAL SHELF PINS RICHELIEU - CP2291180 - NICKEL
H-6.4	6" TRASH GROMMET PLEASE PROVIDE SPECS
H-9.0	ALUMINUM Z-CLIPS ANODIZED ALUMINUM
H-10.0	PLASTIC BUMPERS DOOR & DRAWER BUMPERS - PLASTIC TRANSPARENT



5
A5.4 ELEVATION - LOUNGE 117
SCALE: 3/4" = 1'-0" ARCH.REF.: 6/A802



A
A5.4 SECTION
SCALE: 1-1/2" = 1'-0" ARCH.REF.: W1/A803

PROJECT: _____

ARCHITECT / DESIGNER: _____

CONTRACTOR: _____

PROJECT MANAGER: _____

SCALE: AS NOTED

REVISIONS: #1: #2: #3: #4: #5: #6: #7: #8: _____

DRAWN BY: HD

DATE DRAWN: 08/22/2022

JOB NUMBER: _____

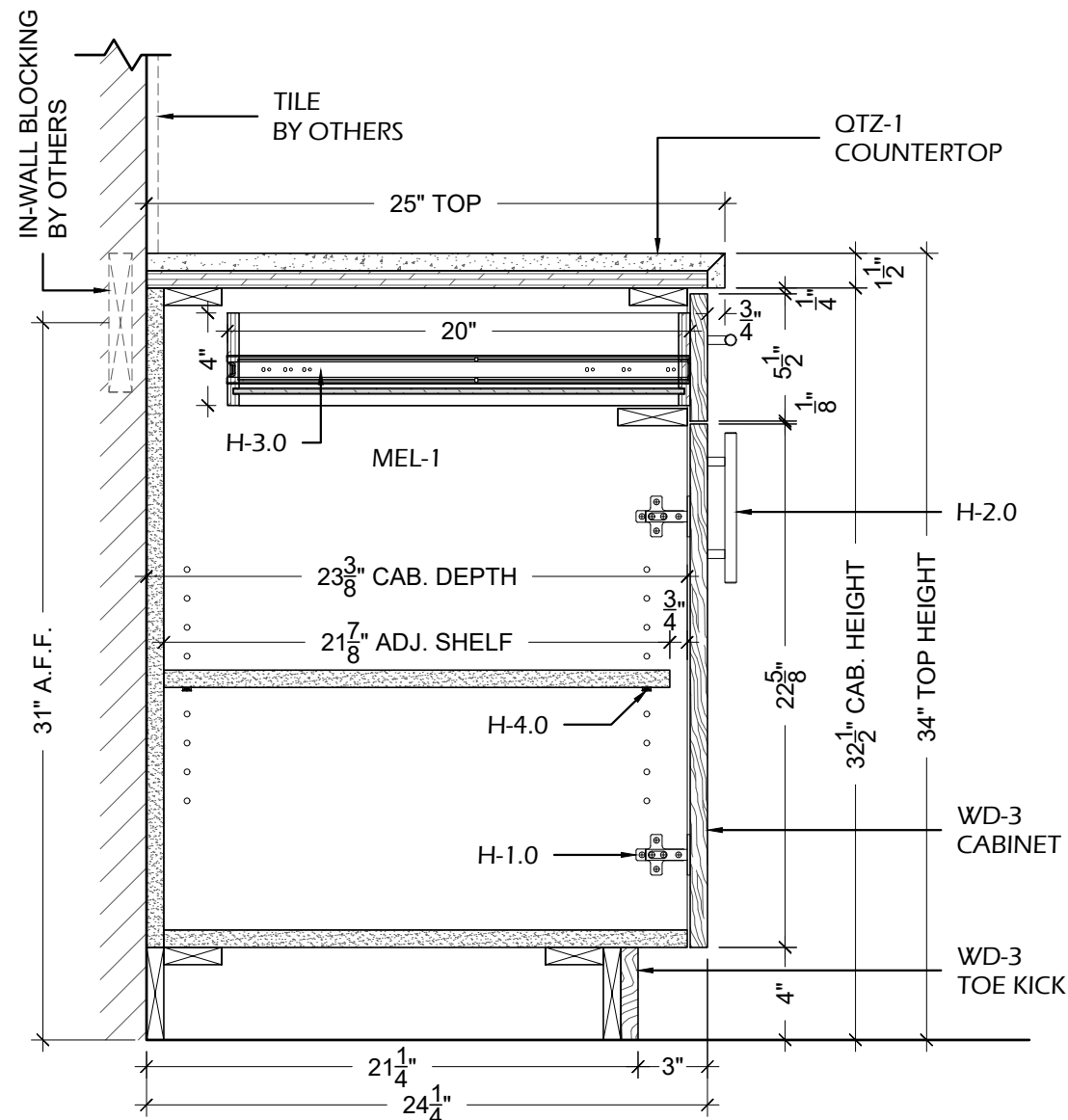
A5.4
LOUNGE 117
CASEWORK

FINISH INDEX

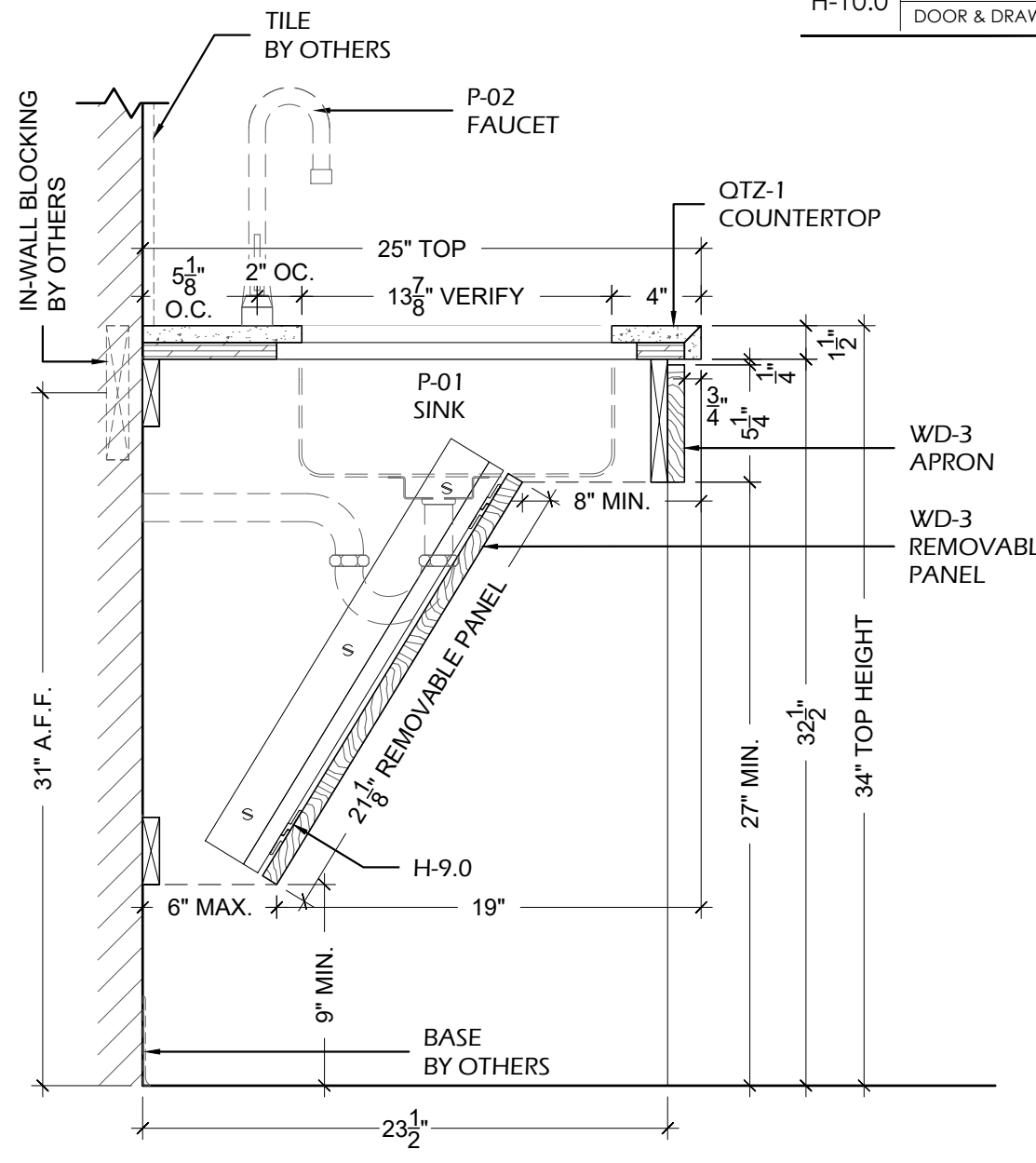
MEL-1	MELAMINE INTERIORS WHITE COLOR
QTZ-1	QUARTZ CROSSVILLE- PC004.1SLAB12 - LIGHTNING POLISHED
WD-3	SOLID WOOD & VENEER - PAINT GRADE SHERWIN WILLIAMS - SW700A SNOWBOUND, SEMI - GLOSS

HARDWARE INDEX

H-1.0	CLIP TOP HINGE 170° - FULL OVERLAY RICHELIEU - 71T658180 - SPRING CLOSING
H-2.0	4" BAR PULL - FINISH BRUSHED NICKEL PLEASE PROVIDE SPECS
H-3.0	DRAWER SLIDES ACCURIDE 3832 100LBS FULL EXTENSION 20"
H-4.0	10mm METAL SHELF PINS RICHELIEU - CP2291180 - NICKEL
H-6.4	6" TRASH GROMMET PLEASE PROVIDE SPECS
H-9.0	ALUMINUM Z-CLIPS ANODIZED ALUMINUM
H-10.0	PLASTIC BUMPERS DOOR & DRAWER BUMPERS - PLASTIC TRANSPARENT



B SECTION
A5.5 SCALE: 1-1/2" = 1'-0" ARCH.REF.: B2/A803



C SECTION
A5.5 SCALE: 1-1/2" = 1'-0" ARCH.REF.: S1/A803

PROJECT:

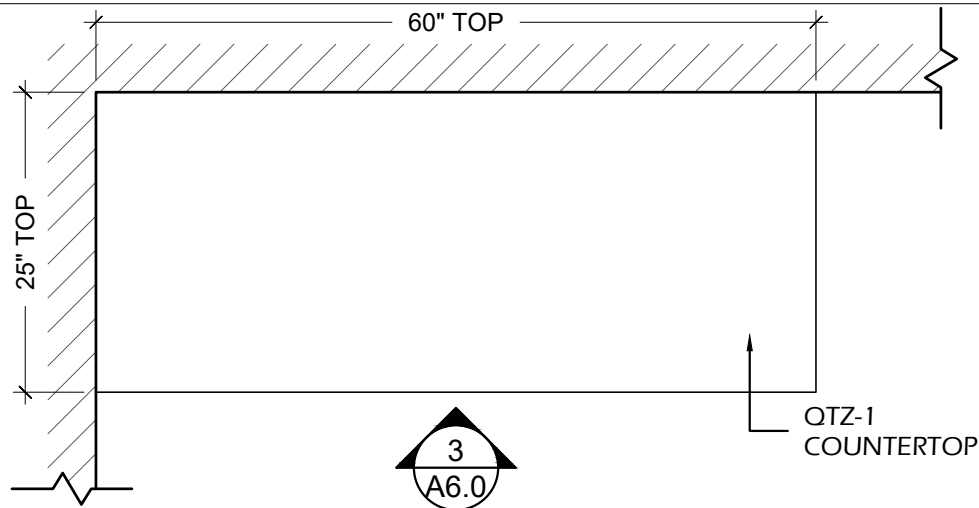
ARCHITECT / DESIGNER:

CONTRACTOR:

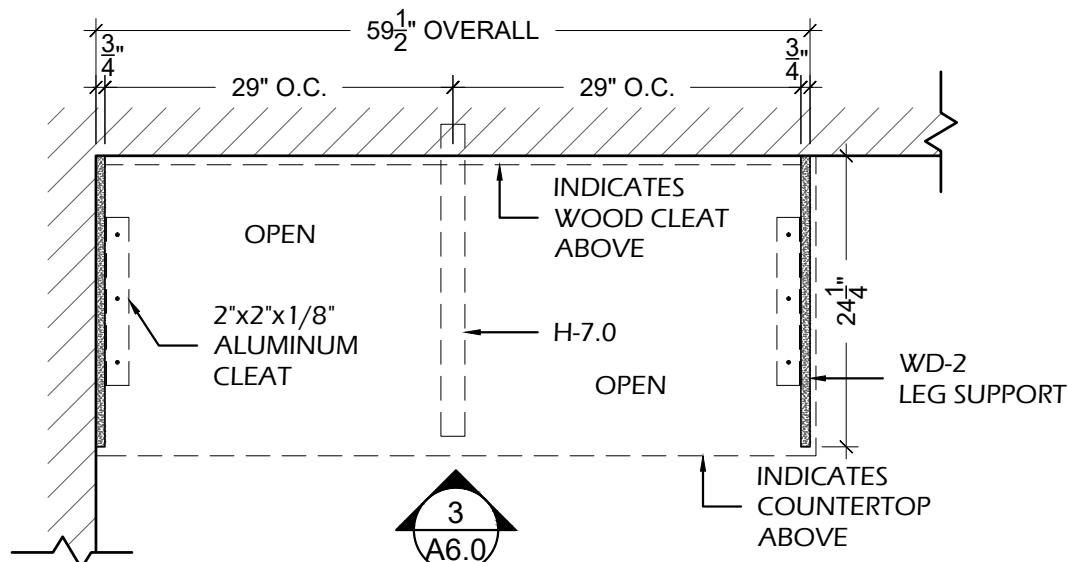
PROJECT MANAGER:	DRAWN BY:
---	HD
SCALE:	DATE DRAWN:
AS NOTED	08/22/2022
REVISIONS:	JOB NUMBER:
#1:	---
#2:	
#3:	
#4:	
#5:	
#6:	
#7:	
#8:	

A5.5
LOUNGE 117

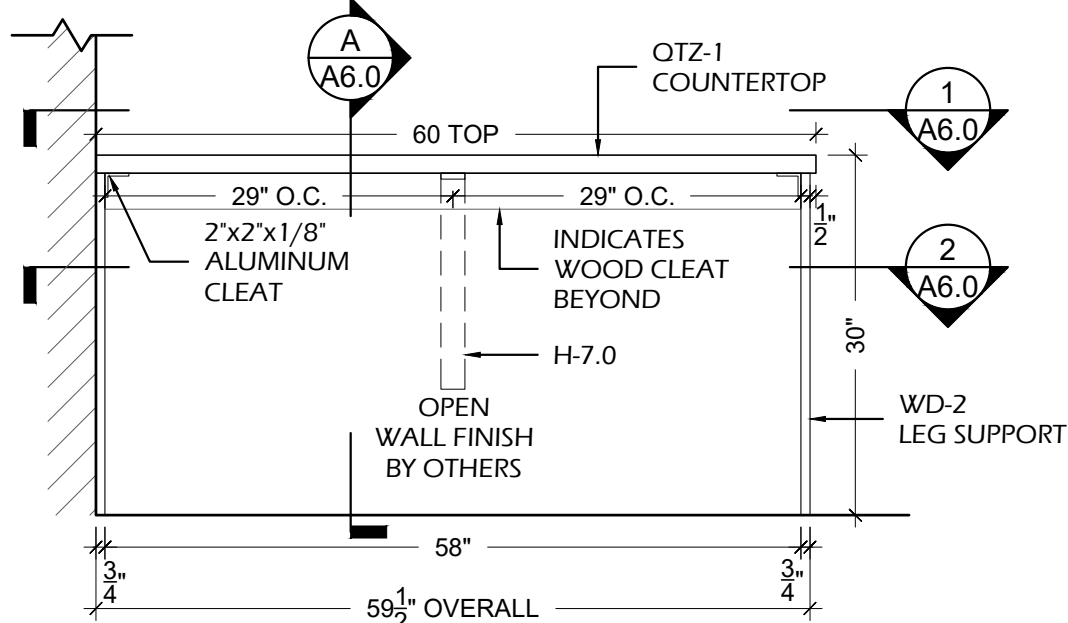
CASEWORK



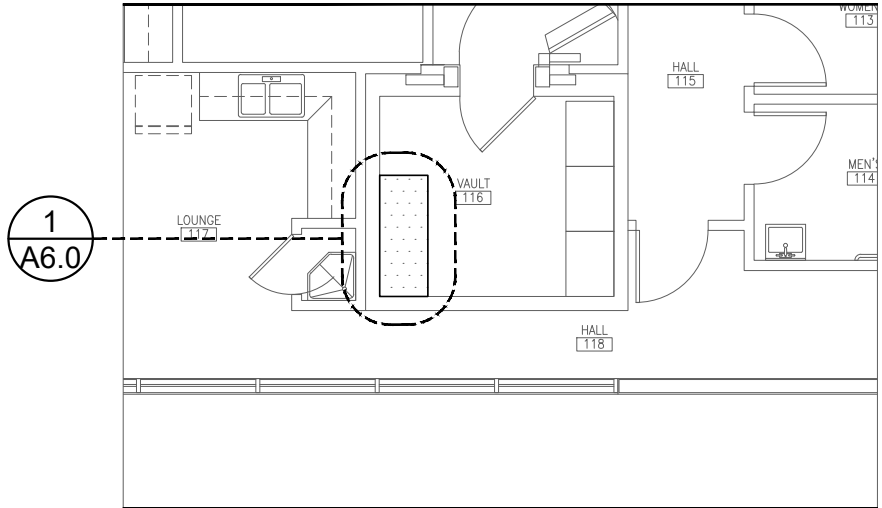
1 PLAN VIEW - VAULT 116
 A6.0 SCALE: 3/4" = 1'-0" ARCH.REF.: 1 / A201



2 PLAN SECTION - VAULT 116
 A6.0 SCALE: 3/4" = 1'-0" ARCH.REF.: NONE

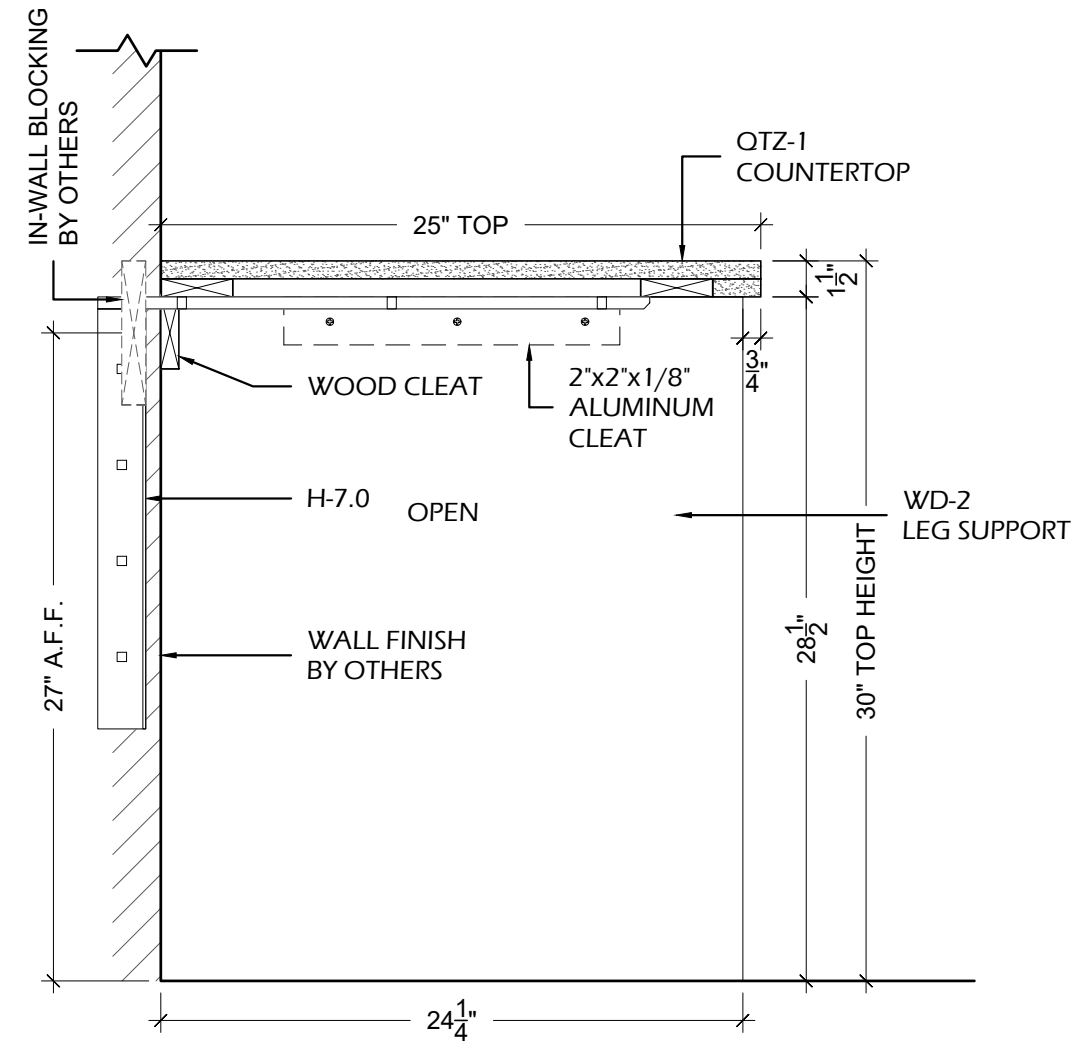


3 ELEVATION - VAULT 116
 A6.0 SCALE: 3/4" = 1'-0" ARCH.REF.: 5 / A802



LP LOCATION PLAN - FLOOR PLAN
 A6.0 SCALE: 1/8" = 1'-0" ARCH.REF.: 1 / A201

FINISH INDEX	
QTZ-1	QUARTZ CROSSVILLE- PC004.1SLAB12 - LIGHTNING POLISHED
WD-2	SOLID WOOD & VENEER - STAIN GRADE SHERWIN WILLIAMS - BARE BIRCH - WEATHERED TEAK - SW3134-B
HARDWARE INDEX	
H-7.0	CONCEALED FLAT BRACKET A&M - CFLAT 21(2.0) - BLACK



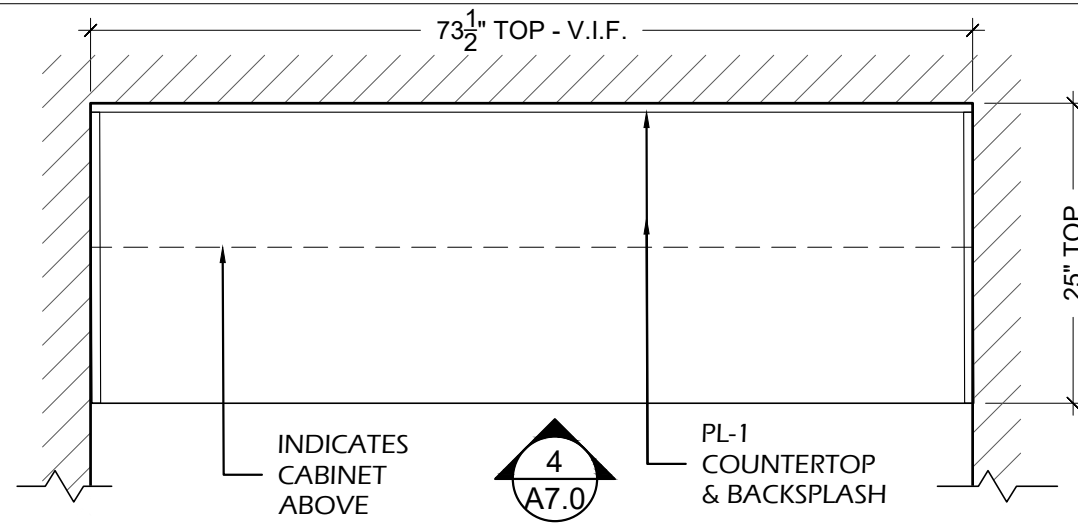
A SECTION
 A6.0 SCALE: 1-1/2" = 1'-0" ARCH.REF.: C1 / A803

PROJECT: _____
 ARCHITECT / DESIGNER: _____
 CONTRACTOR: _____

PROJECT MANAGER: _____
 SCALE: AS NOTED
 REVISIONS: #1: _____ #2: _____ #3: _____ #4: _____ #5: _____ #6: _____ #7: _____ #8: _____

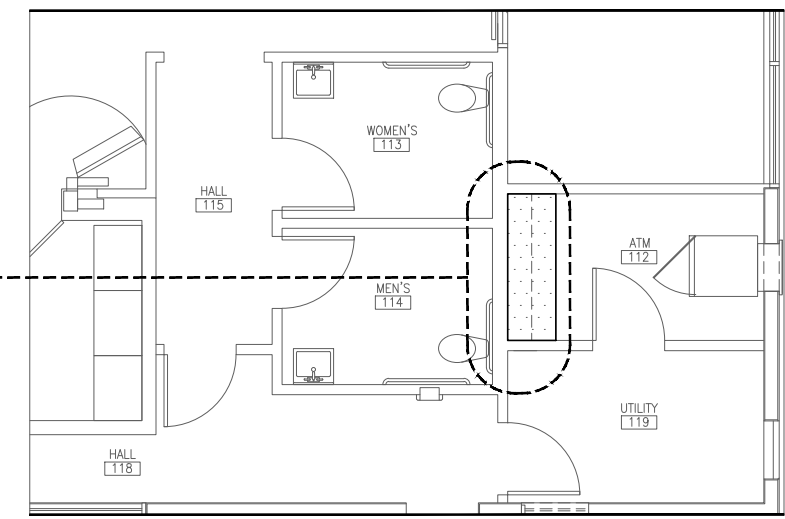
DRAWN BY: HD
 DATE DRAWN: 08/22/2022
 JOB NUMBER: _____

A6.0
 VAULT 116
 COUNTERTOP

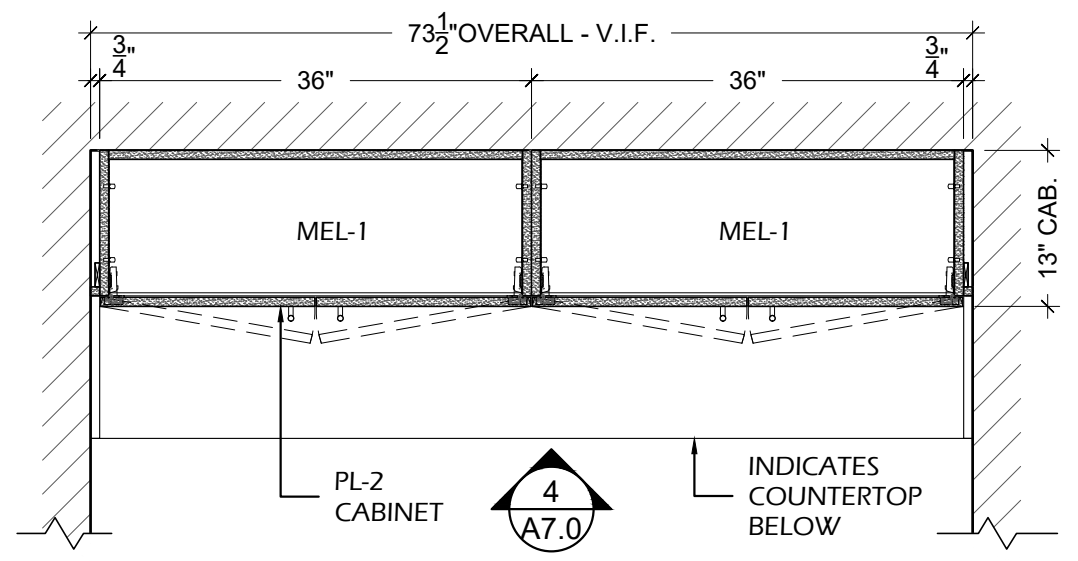


1 PLAN VIEW - ATM 112
 SCALE: 3/4" = 1'-0" ARCH.REF.: 1/A201

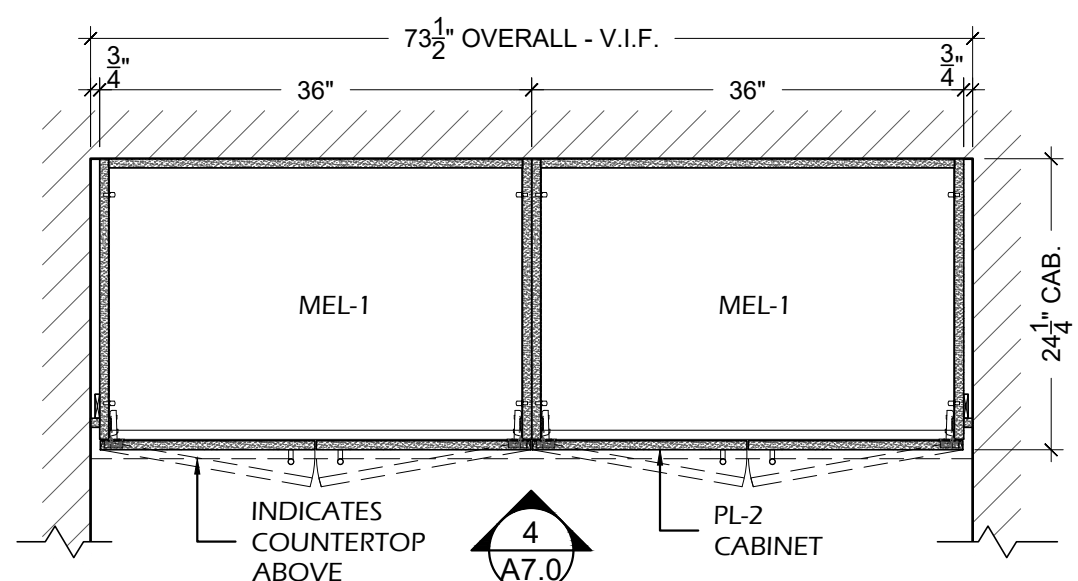
1 A7.0



LP LOCATION PLAN - FLOOR PLAN
 SCALE: 1/8" = 1'-0" ARCH.REF.: 1/A201



2 PLAN SECTION - ATM 112
 SCALE: 3/4" = 1'-0" ARCH.REF.: 1/A201



3 PLAN SECTION - ATM 112
 SCALE: 3/4" = 1'-0" ARCH.REF.: NONE

FINISH INDEX

MEL-1	MELAMINE INTERIORS WHITE COLOR
PL-1	PLASTIC LAMINATE WILSONART - WHITE CARRARA - 4924-38
PL-2	PLASTIC LAMINATE WILSONART - STUDIO TEAK,7960K-18 LINEARITY

HARDWARE INDEX

H-1.0	CLIP TOP HINGE 170° - FULL OVERLAY RICHELIEU - 71T658180 - SPRING CLOSING
H-2.0	4" BAR PULL - FINISH BRUSHED NICKEL PLEASE PROVIDE SPECS
H-3.0	DRAWER SLIDES ACCURIDE 3832 100LBS FULL EXTENSION 20"
H-4.0	10mm METAL SHELF PINS RICHELIEU - CP2291180 - NICKEL
H-10.0	PLASTIC BUMPERS DOOR & DRAWER BUMPERS - PLASTIC TRANSPARENT

PROJECT:

ARCHITECT / DESIGNER:

CONTRACTOR:

PROJECT MANAGER: ---
 SCALE: AS NOTED
 REVISIONS: #1: #2: #3: #4: #5: #6: #7: #8:
 DRAWN BY: HD
 DATE DRAWN: 08/22/2022
 JOB NUMBER: ---

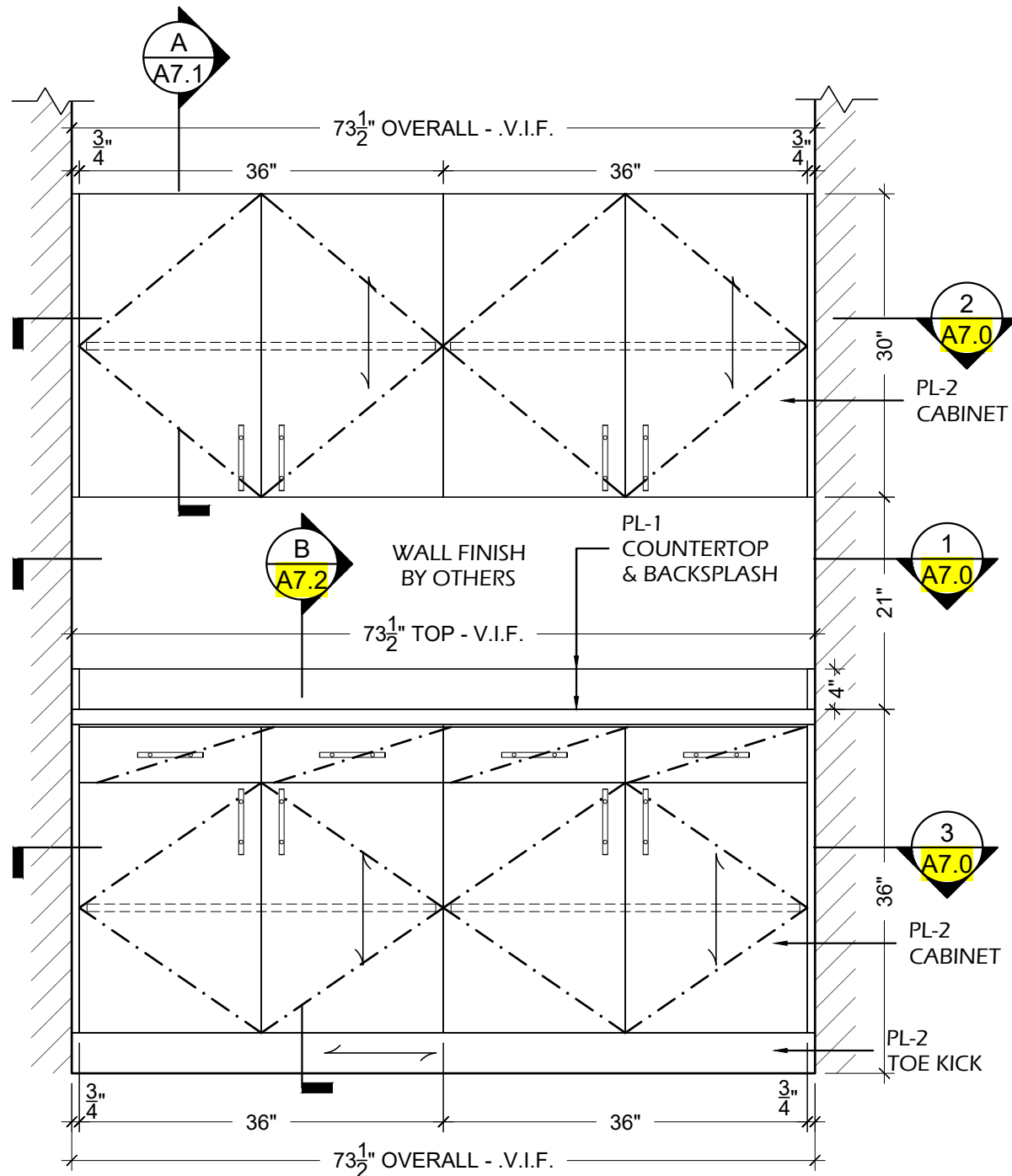
A7.0
 ATM 112
 CASEWORK

FINISH INDEX

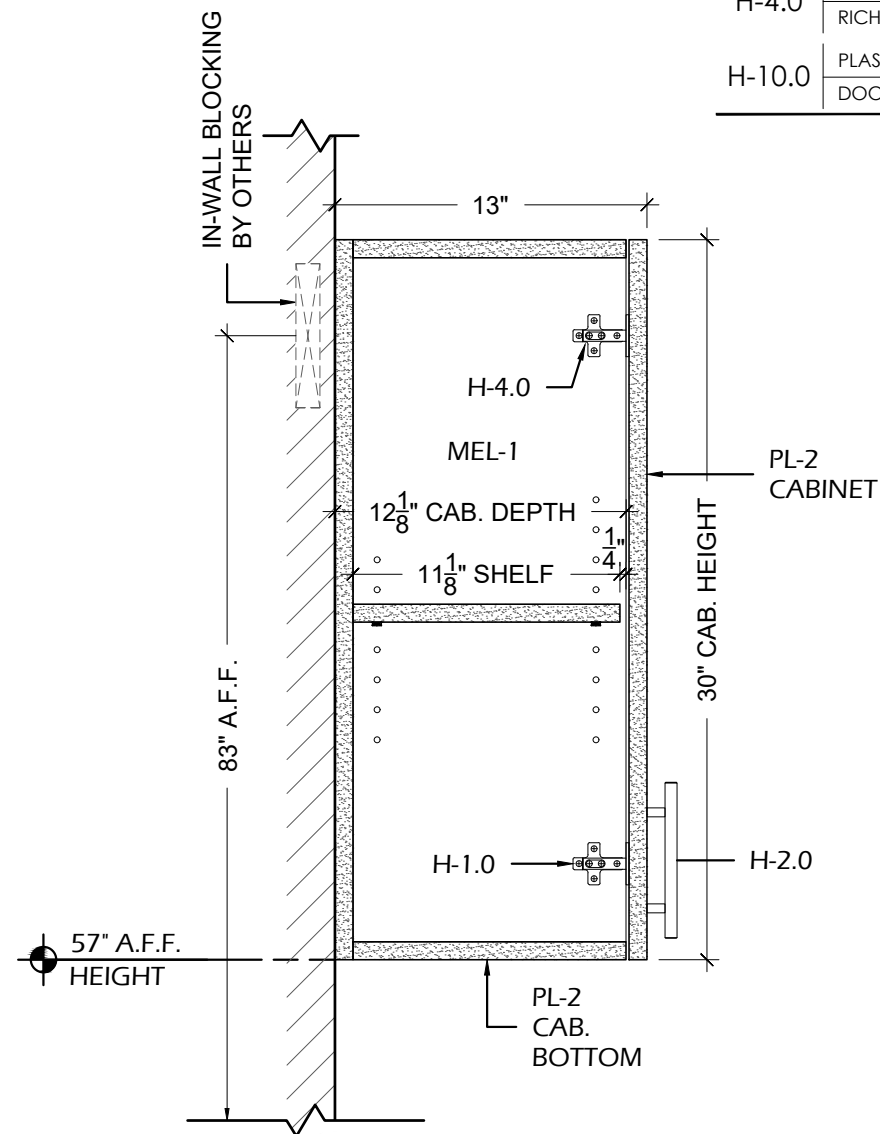
MEL-1	MELAMINE INTERIORS WHITE COLOR
PL-1	PLASTIC LAMINATE WILSONART - WHITE CARRARA - 4924-38
PL-2	PLASTIC LAMINATE WILSONART - STUDIO TEAK,7960K-18 LINEARITY

HARDWARE INDEX

H-1.0	CLIP TOP HINGE 170° - FULL OVERLAY RICHELIEU - 71T658180 - SPRING CLOSING
H-2.0	4" BAR PULL - FINISH BRUSHED NICKEL PLEASE PROVIDE SPECS
H-3.0	DRAWER SLIDES ACCURIDE 3832 100LBS FULL EXTENSION 20"
H-4.0	10mm METAL SHELF PINS RICHELIEU - CP2291180 - NICKEL
H-10.0	PLASTIC BUMPERS DOOR & DRAWER BUMPERS - PLASTIC TRANSPARENT



4
A7.1 ELEVATION - ATM 112
SCALE: 3/4" = 1'-0" ARCH.REF.: 6/A802



A
A7.1 SECTION
SCALE: 1-1/2" = 1'-0" ARCH.REF.:W1/A803

PROJECT:

ARCHITECT / DESIGNER:

CONTRACTOR:

PROJECT MANAGER:	---	DRAWN BY:	HD
SCALE:	AS NOTED	DATE DRAWN:	08/22/2022
REVISIONS:	#1: ---	JOB NUMBER:	---
	#2: ---		
	#3: ---		
	#4: ---		
	#5: ---		
	#6: ---		
	#7: ---		
	#8: ---		

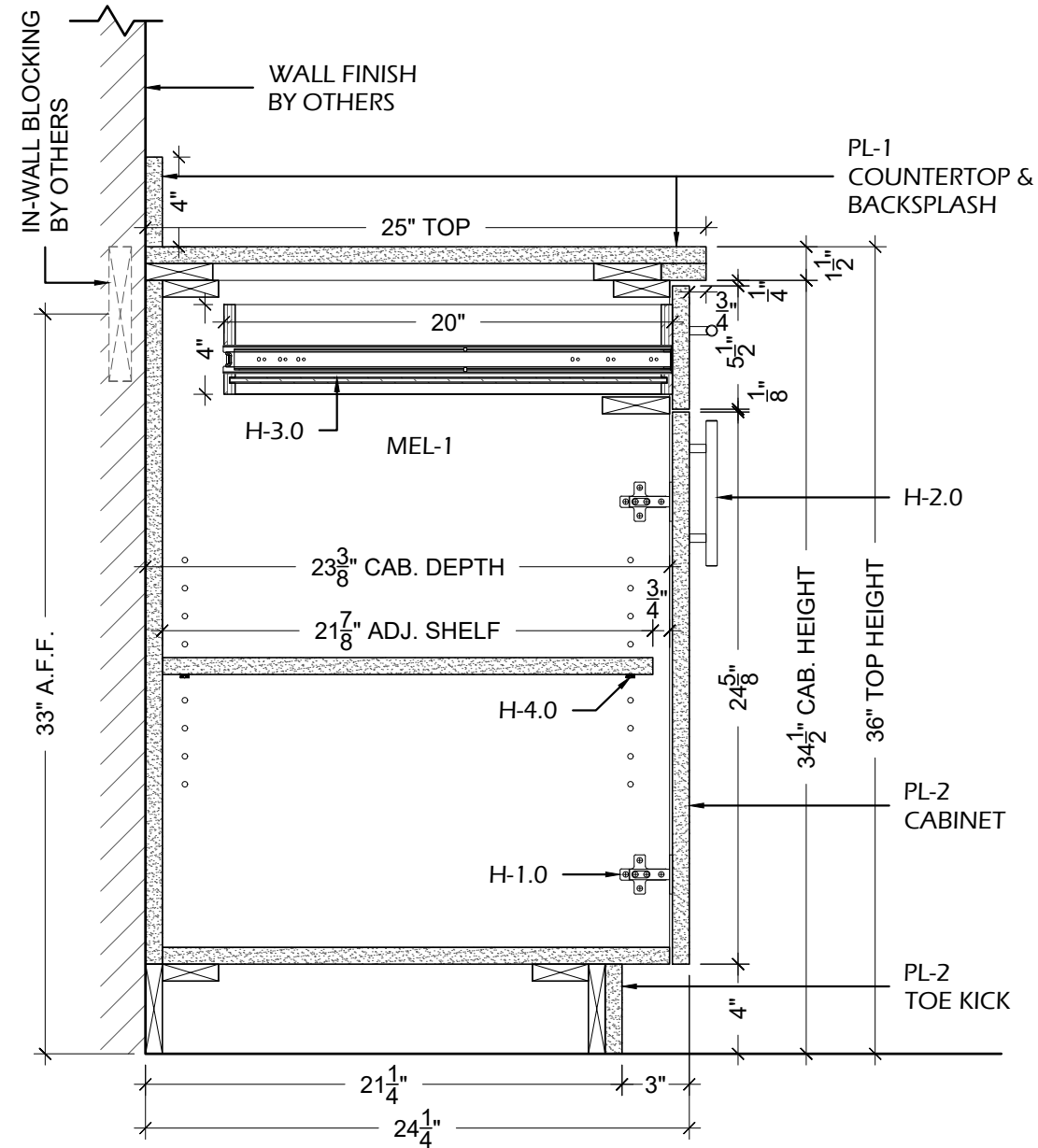
A7.1
ATM 112
CASEWORK

FINISH INDEX

MEL-1	MELAMINE INTERIORS WHITE COLOR
PL-1	PLASTIC LAMINATE WILSONART - WHITE CARRARA - 4924-38
PL-2	PLASTIC LAMINATE WILSONART - STUDIO TEAK,7960K-18 LINEARITY

HARDWARE INDEX

H-1.0	CLIP TOP HINGE 170° - FULL OVERLAY RICHELIEU - 71T658180 - SPRING CLOSING
H-2.0	4" BAR PULL - FINISH BRUSHED NICKEL PLEASE PROVIDE SPECS
H-3.0	DRAWER SLIDES ACCURIDE 3832 100LBS FULL EXTENSION 20"
H-4.0	10mm METAL SHELF PINS RICHELIEU - CP2291180 - NICKEL
H-10.0	PLASTIC BUMPERS DOOR & DRAWER BUMPERS - PLASTIC TRANSPARENT



B SECTION
A7.2 SCALE: 1-1/2" = 1'-0" ARCH.REF.: B2/A803

PROJECT:

ARCHITECT / DESIGNER:

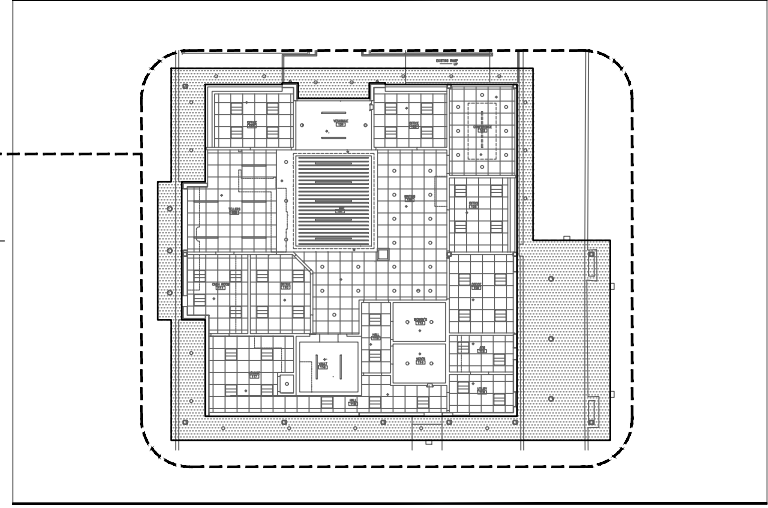
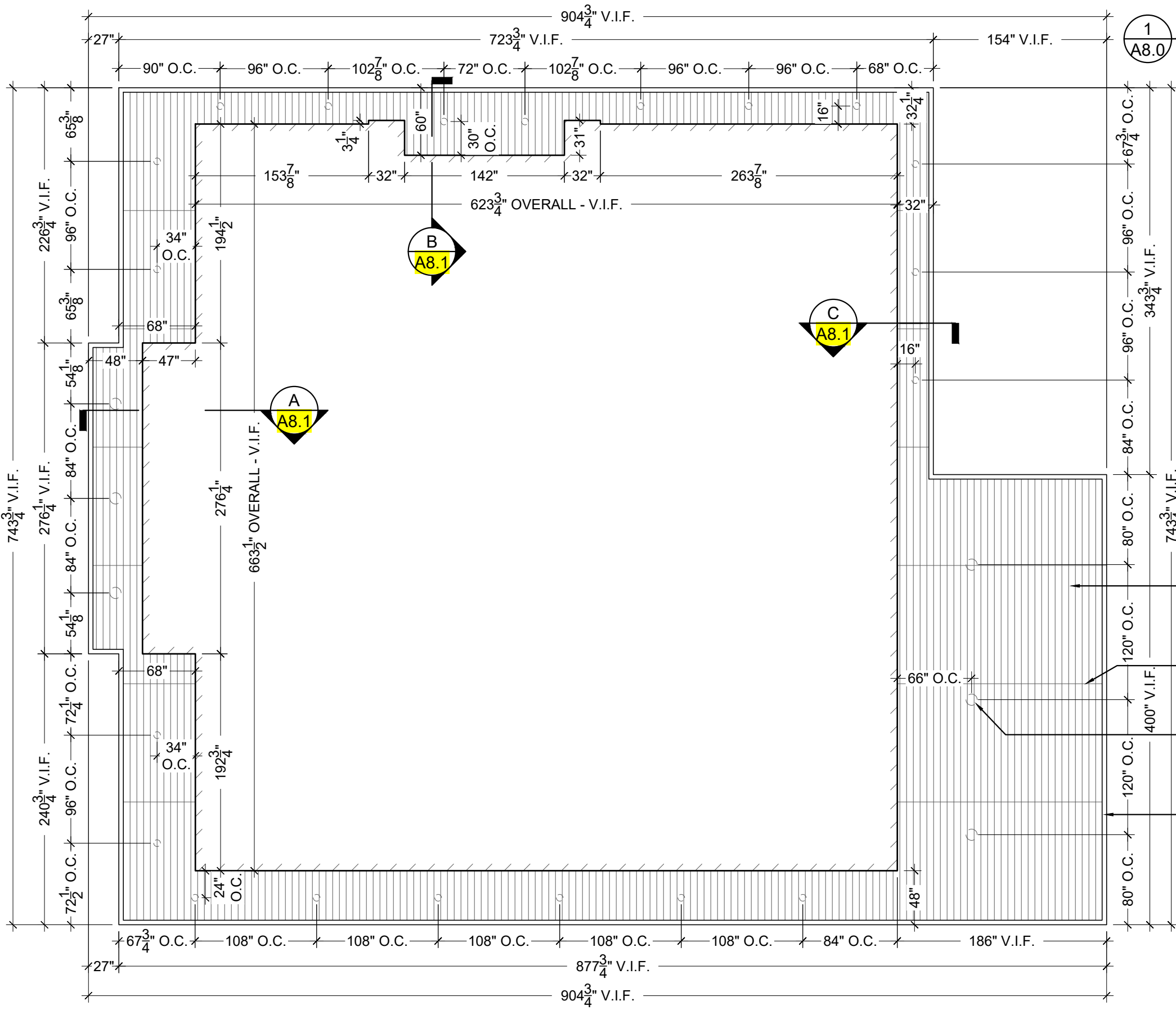
CONTRACTOR:

PROJECT MANAGER:	DRAWN BY:
---	HD
SCALE:	DATE DRAWN:
AS NOTED	08/22/2022
REVISIONS:	JOB NUMBER:
#1:	---
#2:	
#3:	
#4:	
#5:	
#6:	
#7:	
#8:	

A7.2

ATM 112

CASEWORK



LP A8.0 LOCATION PLAN - SOFFIT PLAN
 SCALE: 1/32" = 1'-0" ARCH.REF.: 1 / A400

FINISH INDEX

CLG-2	SOLID WOOD CEDAR - STAIN GRADE - CEILING PLANKS
	SHERWIN WILLIAMS - BARE BIRCH - WEATHERED TEAK - SW3134-B

NOTES:
 PLEASE VERIFY ALL DIMENSIONS ON SITE

- CLG-2
GLUED & NAILED
SOFFIT WOOD PLANKS
- FIELD SEAM
- LIGHTING
BY OTHERS
- FLASHING
BY OTHERS

1 A8.0 PLAN VIEW - CEILING WOOD PLANKS
 SCALE: 1/8" = 1'-0" ARCH.REF.: 1 / A400

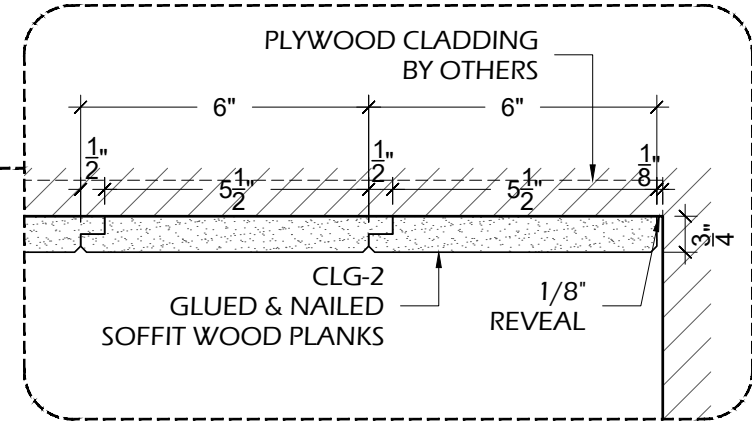
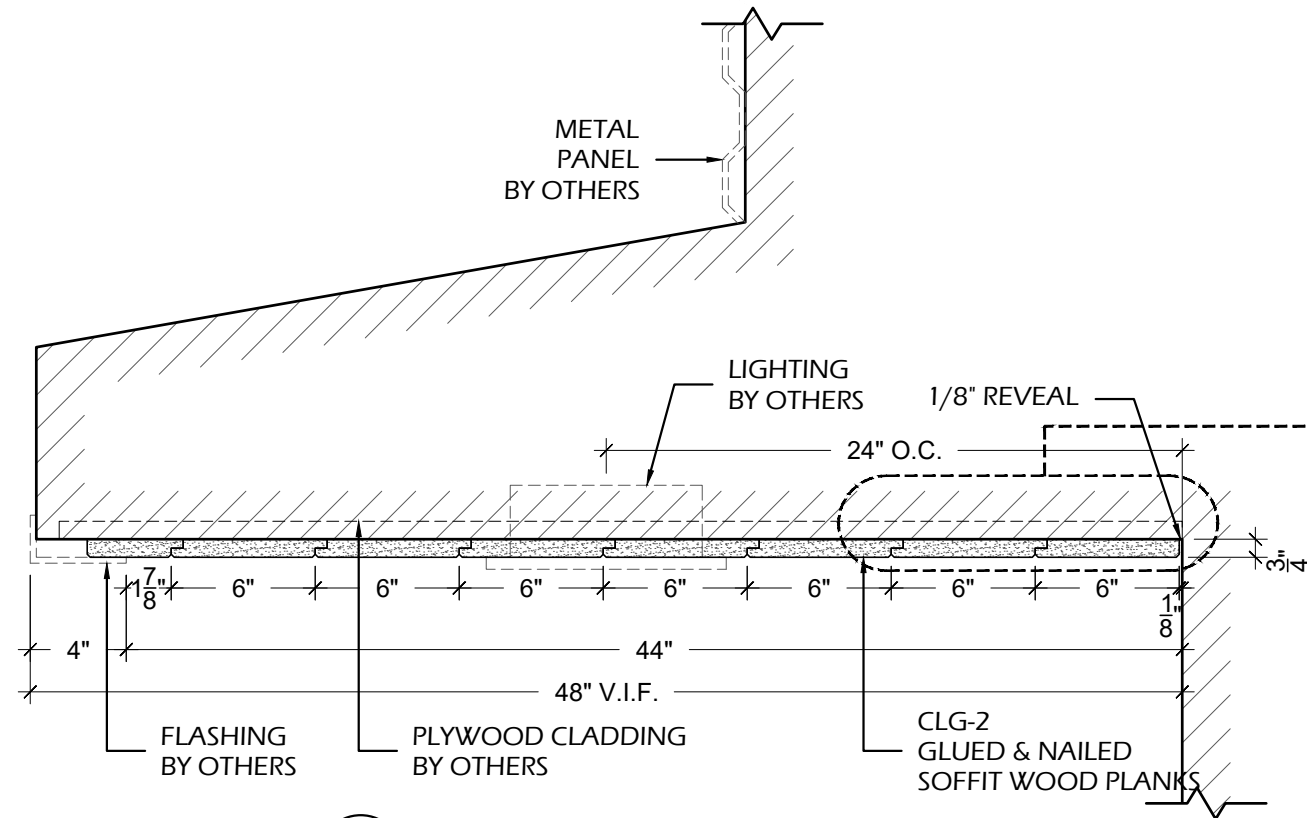
PROJECT: _____
 ARCHITECT / DESIGNER: _____
 CONTRACTOR: _____
 PROJECT MANAGER: _____ DRAWN BY: HD
 SCALE: AS NOTED DATE DRAWN: 08/22/2022
 REVISIONS: _____ JOB NUMBER: _____
 #1: _____
 #2: _____
 #3: _____
 #4: _____
 #5: _____
 #6: _____
 #7: _____
 #8: _____

A8.0
 CEILING WOOD PLANKS

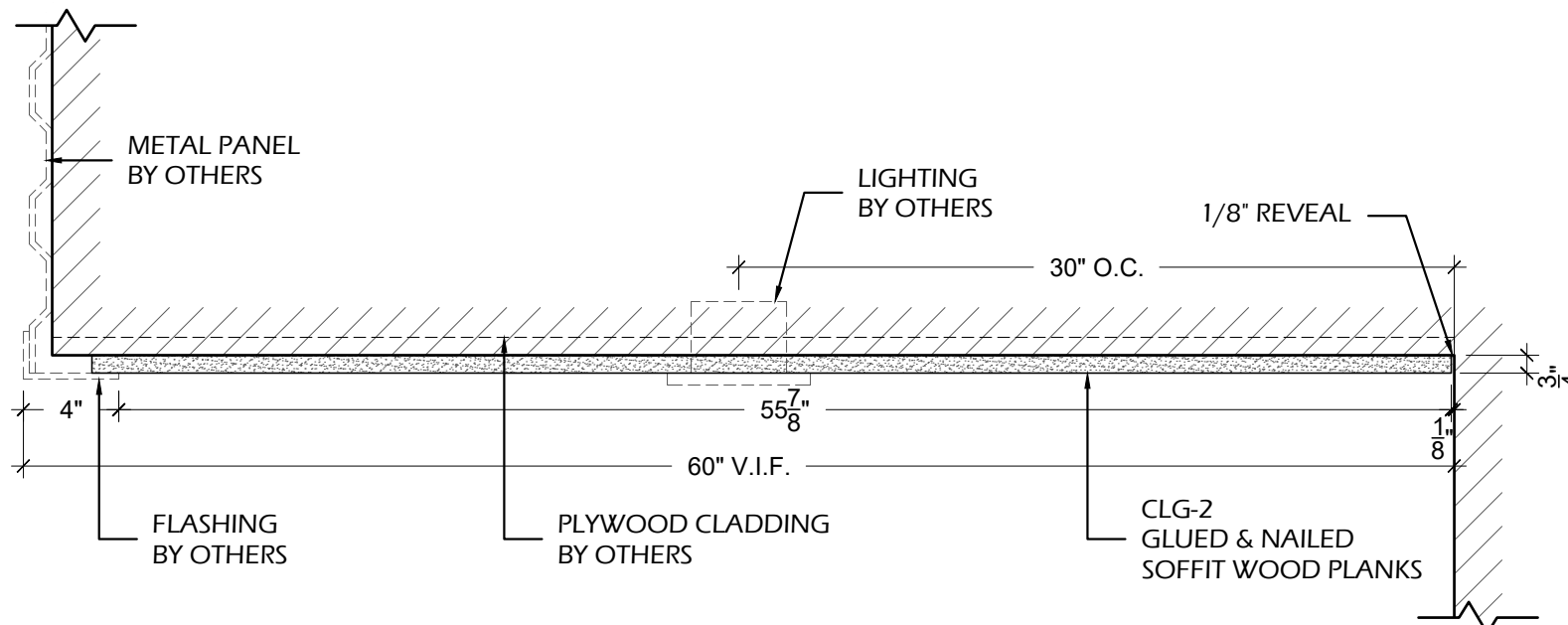
FINISH INDEX

CLG-2	SOLID WOOD CEDAR - STAIN GRADE - CEILING PLANKS
	SHERWIN WILLIAMS - BARE BIRCH - WEATHERED TEAK - SW3134-B

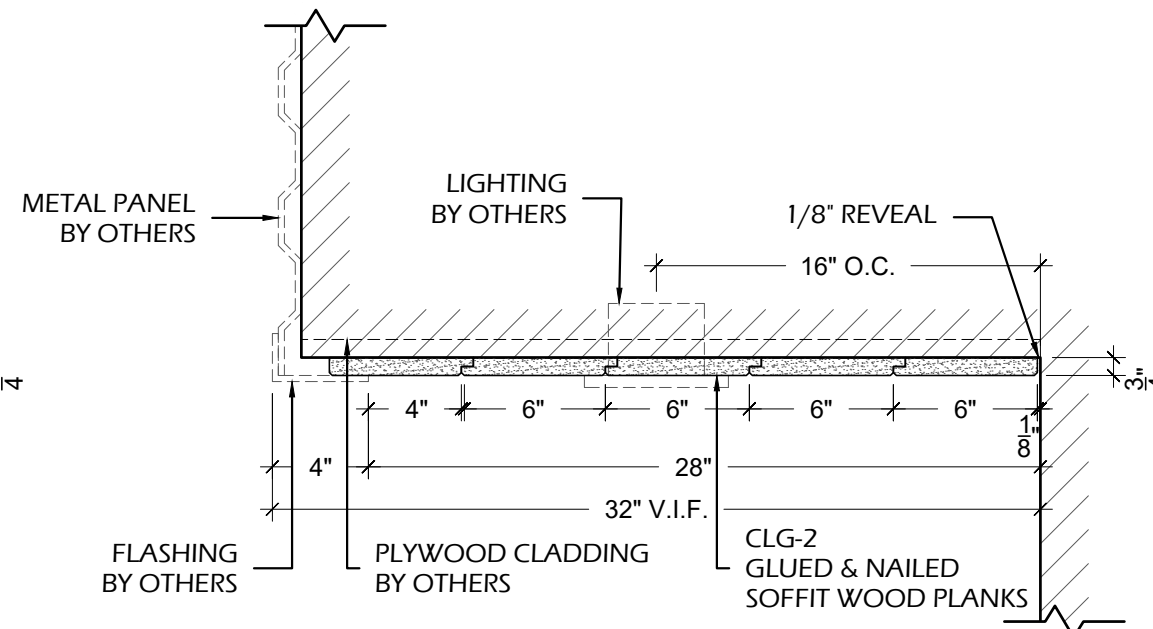
NOTES:
PLEASE VERIFY ALL
DIMENSIONS ON SITE



A SECTION
A8.1 SCALE: 1-1/2" = 1'-0" ARCH.REF.: 3 / A702



B SECTION
A8.1 SCALE: 1-1/2" = 1'-0" ARCH.REF.: NONE



C SECTION
A8.1 SCALE: 1-1/2" = 1'-0" ARCH.REF.: 2 / A702

PROJECT:

ARCHITECT / DESIGNER:

CONTRACTOR:

PROJECT MANAGER:	DRAWN BY:
---	HD
SCALE:	DATE DRAWN:
AS NOTED	08/22/2022
REVISIONS:	JOB NUMBER:
#1:	---
#2:	
#3:	
#4:	
#5:	
#6:	
#7:	
#8:	

A8.1

CEILING WOOD PLANKS