

3403

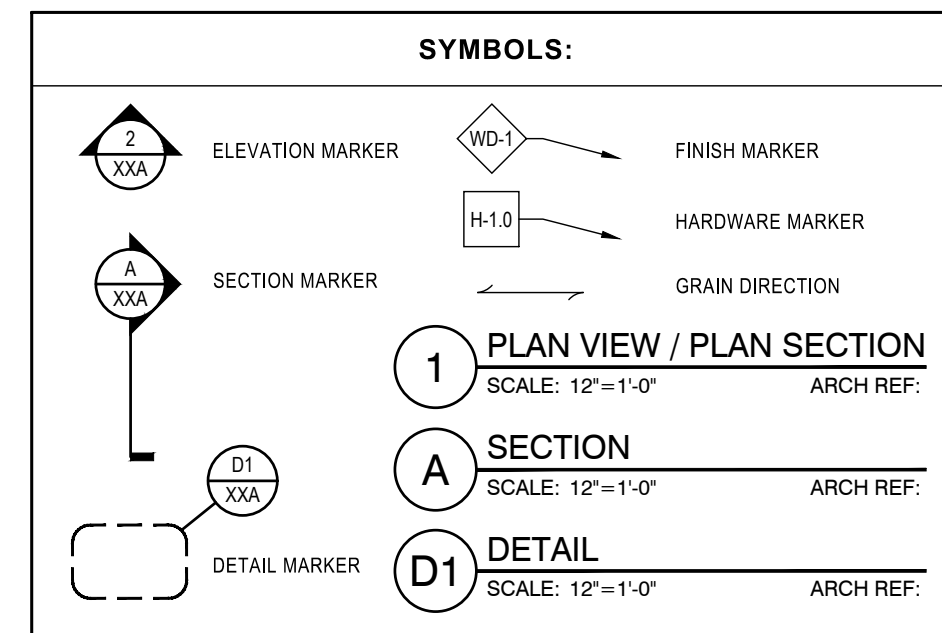
INDEX OF DRAWINGS		
SERIES #	DESCRIPTION	DWG QTY
00CS	COVER SHEET	1
00FP1A	FLOOR PLAN @ LEVEL 1 AREA A,C	2
00TP1A	TRIM PROFILES @ ALL LEVELS	1
01A	DINING ROOM 103 @ NORTH BEVERAGE & GARBAGE STATION	4
02A	DINING ROOM 103 @ NORTH WEST GARBAGE STATION	4
03A	DINING ROOM 103 @ WEST CONDIMENT STATION	3
04A	DINING ROOM 103 @ SOUTH BEVERAGE STATION	4
05A	WAINSCOT & TRIM	4
06A	PANELING AND TRIM	1
07A	SERVING AREA 104 @ EAST SERVERY STATION	6
08A	SERVING AREA 104 @ POS STATIONS	3
09A	SERVING AREA 104 @ WAINSCOT, DIEWALL, STAINLESS STEEL COUNTERTOP	2
10A	BAR 109 @ FRONT BAR & BACK BAR	5
11A	WINDOW TRIM, SILLS & SHUTTERS	1
12A	NO USED	0
13A	NO USED	0
14A	WALL SHELVING @ CASH ROOM	1
TOTAL:		42

HARDWARE SCHEDULE		SUBMIT	APPVD
H-1.0	HINGE 75T1580 - ITEM #153168015 PLATE BLUM 174H7100E - ITEM #153168016		
H-2.2	NORMANDY CABINET PULL - 3 3/4" PLEASE REFER TO RFI # XX		
H-2.3	MARELLA SOLID BRASS LABEL HOLDER & PULL PLEASE REFER TO RFI # XX		
H-2.4	EDGE PULL PLEASE PRROVIDE SPECS		
H-4.46	SHELF SUPPORT VAN DYKES RESTORERS IRON SINGLE BRACE BRACKET		

FINISH SCHEDULE		SUBMIT	APPVD
MEL-1	INTERIOR CABINET FINISH MELAMINE: COLOR BLACK		
PL-1	HIGH PRESSURE PLASTIC LAMINATE PLEASE PROVIDE FINISH		
QC-1	QUARTZ - CHARCOAL SOAPSTONE COSENTINO - SUEDE / MATTE FINISH		
SS-1	STAINLESS STEEL PLEASE PROVIDE FINISH		
SC-1	SINTERED STONE 1/2" SLAB NEOLITH - ASPEN GRAY SILK		
SSM-1	SOLID SURFACE - 2CM CORIAN - ALLSPICE		
SSM-2	SOLID SURFACE - 1/2" LG HAUSYS - HI-MACS		
WD-1	HARDWOOD & VENEER FINISHED TO MATCH TOPICS CHERRY NATURAL		
WD-2	HARDWOOD & VENEER STAINED TO MATCH TABLE TOPICS CHERRY NATURAL		

CABINET BOX CONSTRUCTION:	
CABINET BOX:	3/4" MELAMINE
CABINET BOX EDGE BANDING:	0.5 mm PVC OR WOOD VENEER TO MATCH EXTERIOR COLOR
SHELVES EDGE BANDING:	0.5 mm PVC TO MATCH INTERIOR FINISH
BACKS:	1/4" PLYWOOD TO MATCH INTERIOR FINISH / 1 SIDE MELAMINE
DRAWER BOX BODY:	1/2" PREFINISH MAPLE PLYWOOD
DRAWER BOX BOTTOM:	1/4" PREFINISH MAPLE PLYWOOD
DOORS & DRAWER FRONTS:	3/4" MDF
DOOR EDGE BANDING:	0.5 mm PVC TO MATCH EXTERIOR FINISH
TOE KICKS & RETURN:	3/4" PLYWOOD WOOD VENEER OR LAMINATED ON EXP. SURFACES
COUNTER TOP:	3/4" STANDARD PLYWOOD LAMINATED AS REQUIRED
GRADE REQUIREMENTS:	
<input type="checkbox"/> PREMIUM	<input checked="" type="checkbox"/> CUSTOM
<input type="checkbox"/> ECONOMY	

ABBREVIATIONS:			
AFF	ABOVE FINISH FLOOR	NIC	NOT IN CONTRACT
BB	BROWN BACKER	NOJ	NOTCH ON JOB
BO	BY OTHERS	NTS	NOT TO SCALE
BIN	BULLNOSE EDGE	PL	PLASTIC LAMINATE
CAB	CABINET	PM	PROJECT MANAGER
CLR	CLEARANCE	PT	PRESSURE TREATED
EQ	EQUAL	RFI	REQUEST FOR INFORMATION
EQPT	EQUIPMENT	SPL	SPLASH
FE	FINISHED END	SSF	SOLID SURFACE
FD	FIELD DIMENSION	ST	STONE
FJ	FIELD JOINT	TBD	TO BE DETERMINED
GC	GENERAL CONTRACTOR	UNO	UNLESS NOTED OTHERWISE
HPL	HIGH PRESSURE LAMINATE	UCR	UNDER COUNTER REFRIGERATOR
M/W	MICROWAVE	VIF	VERIFY IN FIELD
N/A	NON APPLICABLE	WO	WORK ORDER



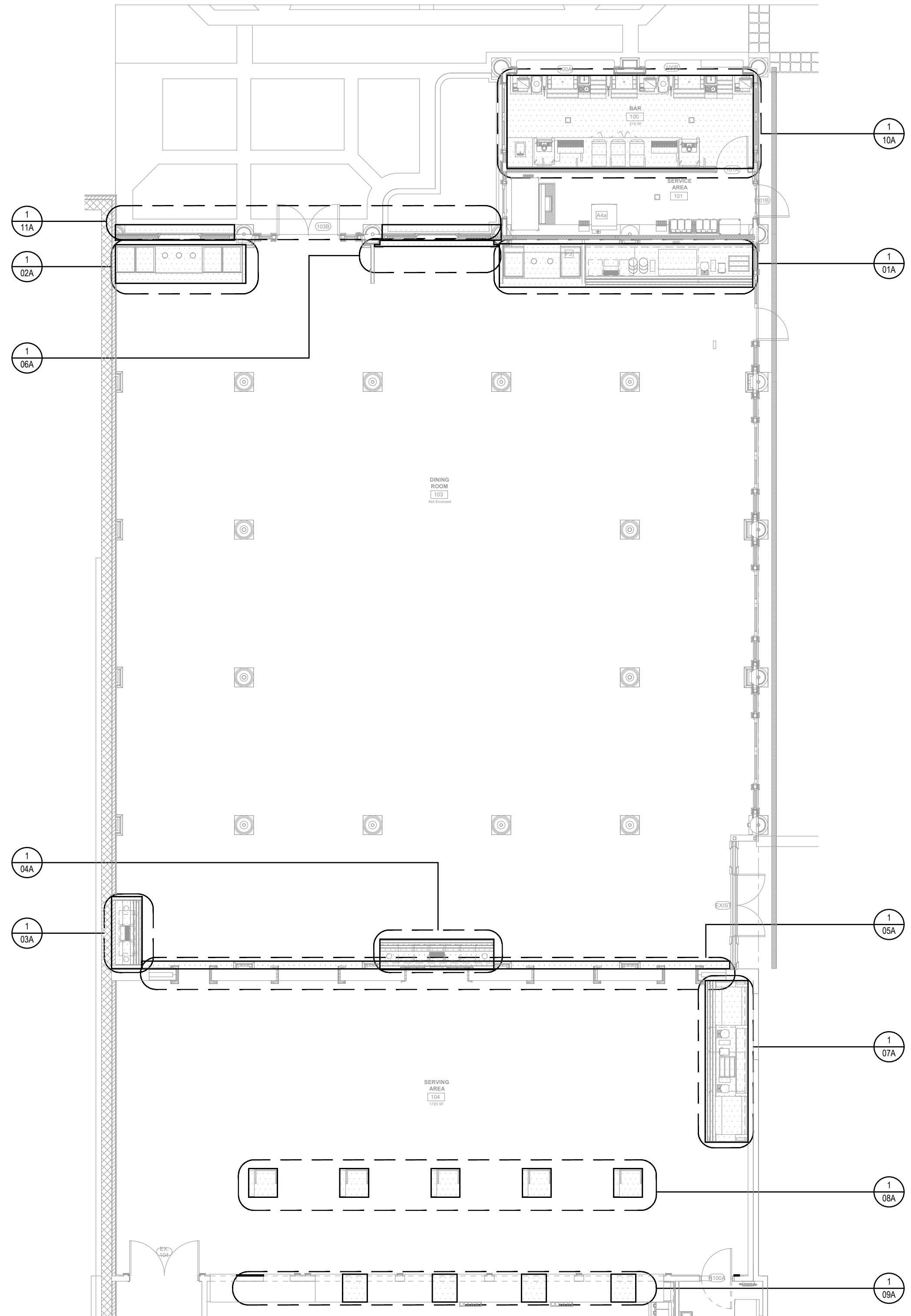
ALL V.I.F. DIMENSIONS TO BE VERIFIED IN THE FIELD

REV	DESCRIPTION	DATE	INT
A			
B			
C			
D			
E			
F			

Architect Name and Address	BAY LAKE, FLORIDA 32830
G.C Name and Address	
Project Name and Address	

Scope Description	AREA	GROUP	SERIES
			COVER SHEET

Drawn By	Date
HD	09/27/19
Project #	Submittal #
3403	01
Drawing #	
00CS	



1 FLOOR PLAN - LEVEL 1 AREA A
 SCALE: 1/8" = 1'-0" ARCH REF: 05/A-111

NOTE TO ARCHITECT / GC:
 TO COMPLY WITH ADA BUILDING
 STANDARD KNEE CLEARANCE MUST
 BE 29" (PLEASE CONFIRM).

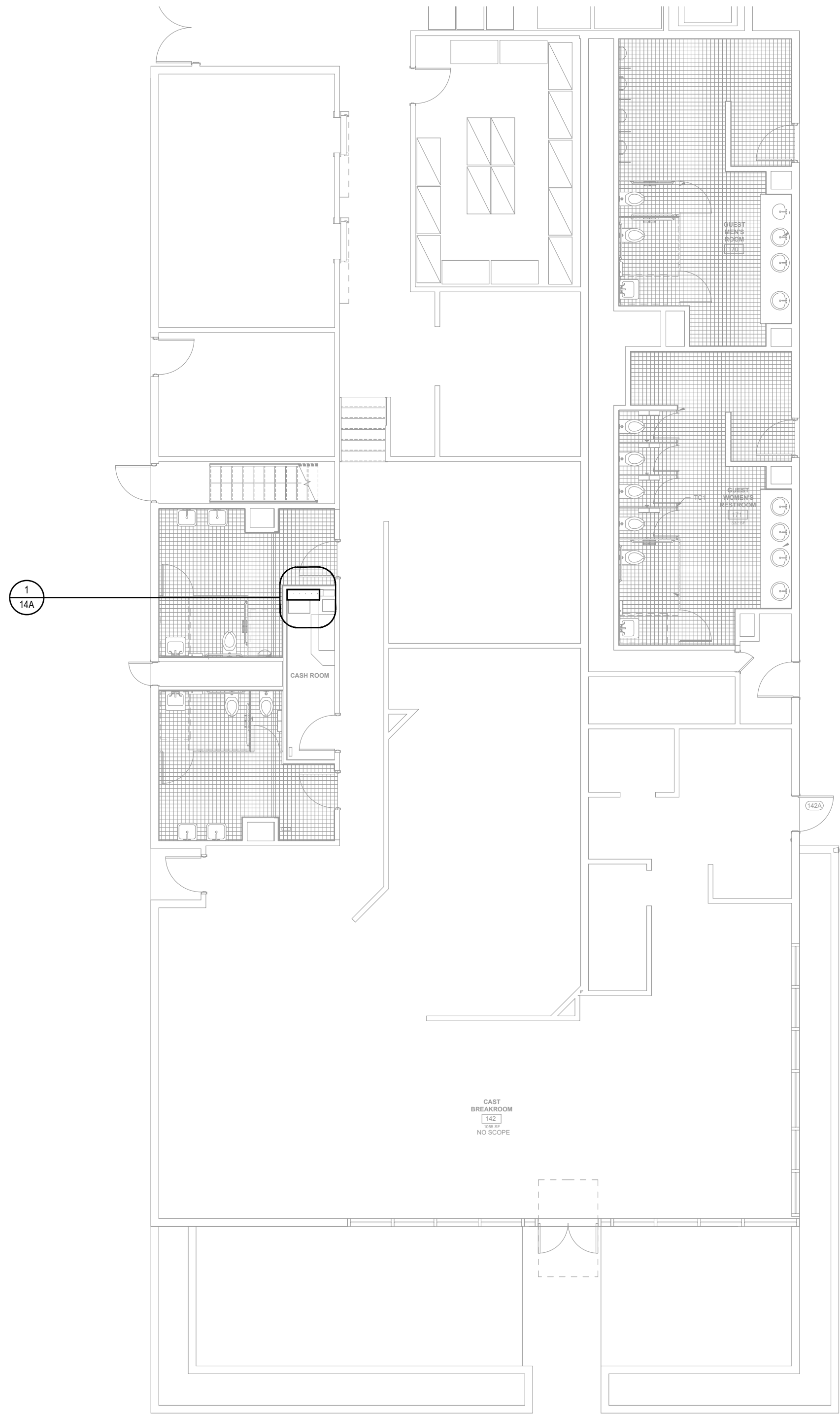
00CS	00FP1A 00FP2A	00RCP1A 00RCP2A
------	------------------	--------------------

GRADE REQUIREMENTS:
 PREMIUM CUSTOM ECONOMY

**ALL V.I.F. DIMENSIONS TO BE
 VERIFIED IN THE FIELD**

REV	DESCRIPTION	DATE	INT
A			
B			
C			
D			
E			
F			

Architect Name and Address	G.C Name and Address	Project Name and Address	Scope Description
		BAY LAKE, FLORIDA 32830	AREA LEVEL 1 GROUP FLOOR PLAN SERIES FLOOR PLAN
Drawn By	Date	Project #	Submittal #
HD	09/27/19	3403	01
Drawing #			
00FP1A			



2 FLOOR PLAN - LEVEL 1 AREA C
 SCALE: 1/8" = 1'-0" ARCH REF: 05/A-111

NOTE TO ARCHITECT / GC:
 TO COMPLY WITH ADA BUILDING
 STANDARD KNEE CLEARANCE MUST
 BE 29" (PLEASE CONFIRM).

00CS	00FP1A 00FP2A	00RCP1A 00RCP2A
------	------------------	--------------------

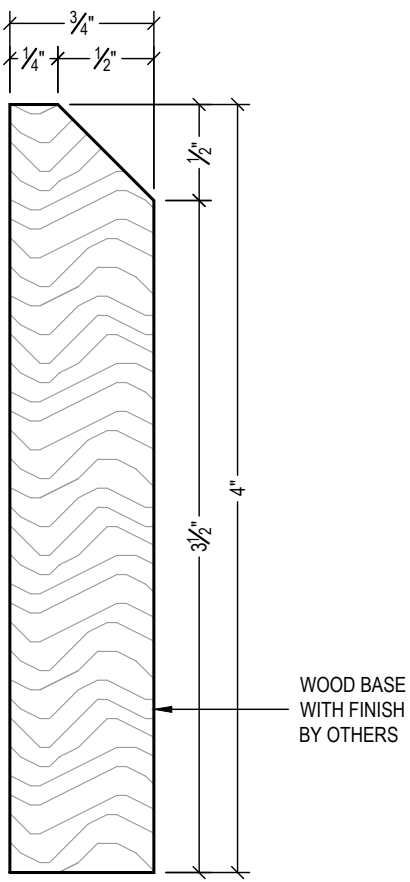
GRADE REQUIREMENTS:
 PREMIUM CUSTOM ECONOMY

**ALL V.I.F. DIMENSIONS TO BE
 VERIFIED IN THE FIELD**

REV	DESCRIPTION	DATE	INT
A			
B			
C			
D			
E			
F			

Architect Name and Address	G.C Name and Address	Project Name and Address	Scope Description
		BAY LAKE, FLORIDA 32830	AREA LEVEL 1 GROUP FLOOR PLAN SERIES FLOOR PLAN

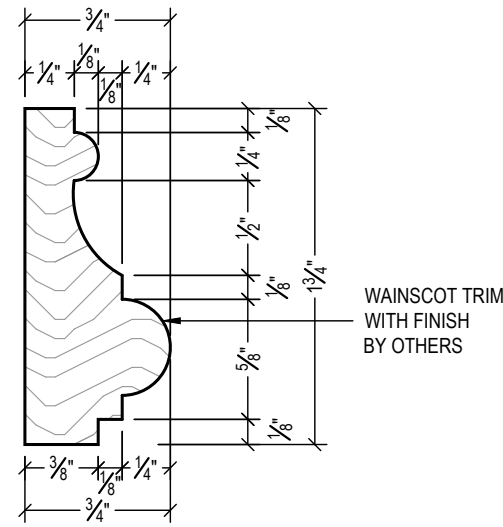
Drawn By	Date
HD	09/27/19
Project #	Submittal #
3403	01
Drawing #	
00FP1B	



WOOD BASE WITH FINISH BY OTHERS

S-05A

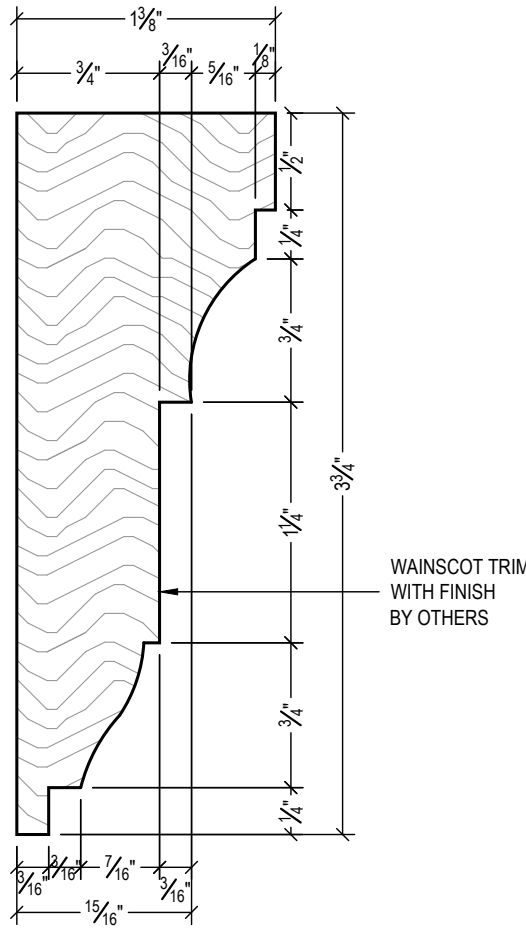
D1 BASEBOARD
SCALE: 12"=1'-0" ARCH REF: A5/A-111



WAINSCOT TRIM WITH FINISH BY OTHERS

S-01A
S-02A
S-03A
S-04A
S-05A

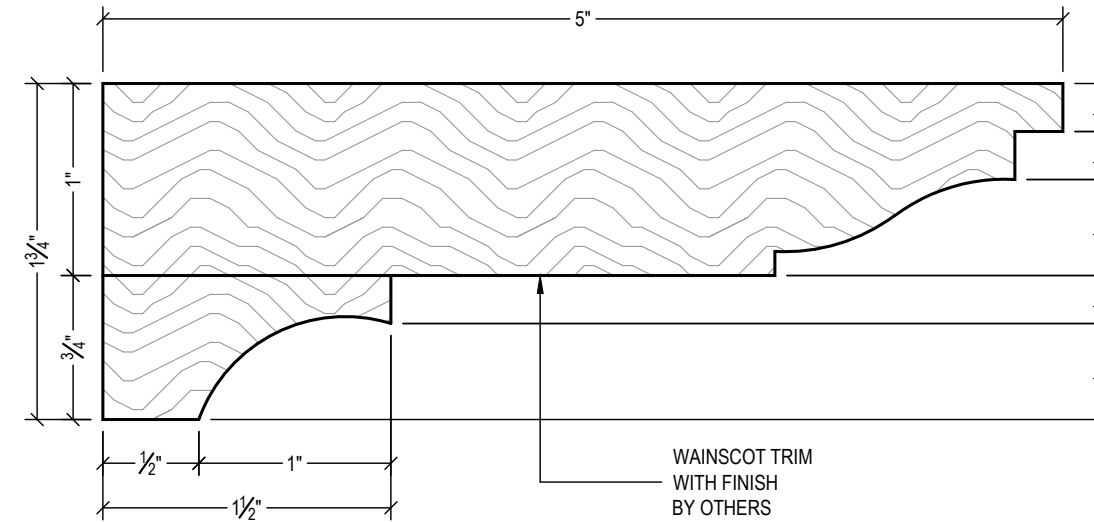
D2 WAINSCOT
SCALE: 12"=1'-0" ARCH REF: A5/A-111



WAINSCOT TRIM WITH FINISH BY OTHERS

S-05A

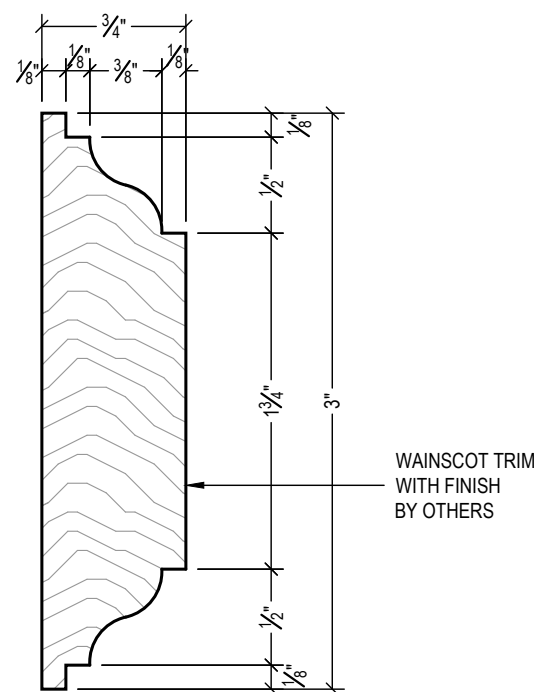
D3 WAINSCOT
SCALE: 12"=1'-0" ARCH REF: A5/A-111



WAINSCOT TRIM WITH FINISH BY OTHERS

S-05A

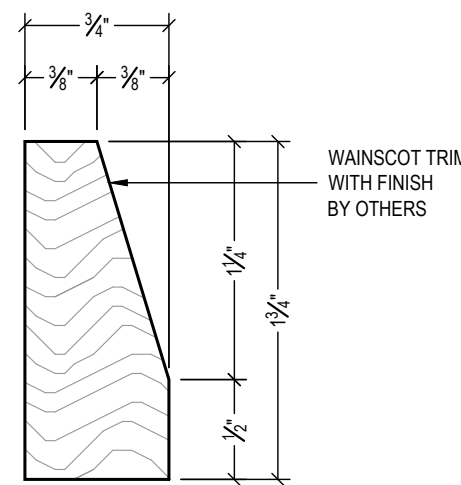
D4 WAINSCOT
SCALE: 12"=1'-0" ARCH REF: A5/A-111



WAINSCOT TRIM WITH FINISH BY OTHERS

S-05A

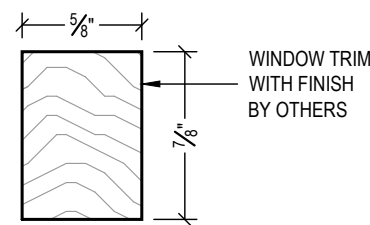
D5 WAINSCOT
SCALE: 12"=1'-0" ARCH REF: A5/A-111



WAINSCOT TRIM WITH FINISH BY OTHERS

S-09A

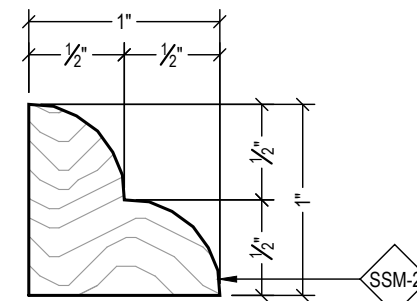
D6 WAINSCOT
SCALE: 12"=1'-0" ARCH REF: A5/A-111



WINDOW TRIM WITH FINISH BY OTHERS

S-11A

D7 WINDOW TRIM
SCALE: 12"=1'-0" ARCH REF: A5/A-111



SSM-2

S-07A

D8 WOOD TRIM
SCALE: 12"=1'-0" ARCH REF: A5/A-111

FINISH SCHEDULE

SSM-1	SOLID SURFACE - 2CM
	CORIAN - ALLSPICE

HARDWARE SCHEDULE

--	--

00CS	00FP1A	00RCP1A
	00FP2A	00RCP2A

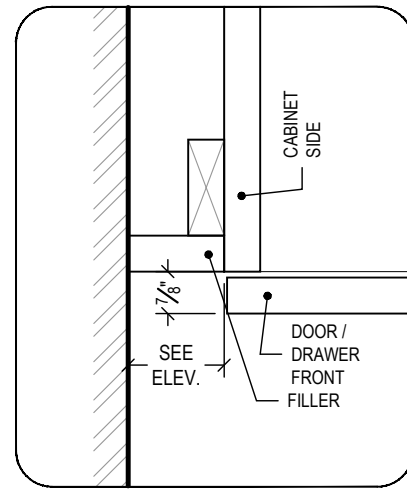
GRADE REQUIREMENTS:

PREMIUM CUSTOM ECONOMY

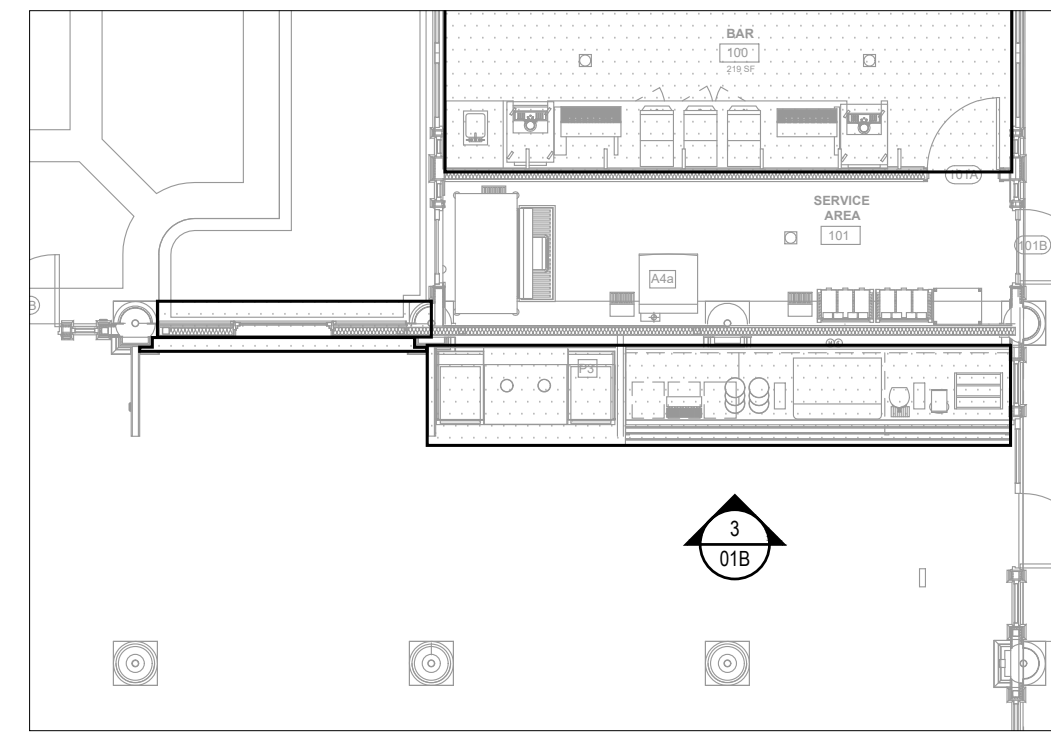
ALL V.I.F. DIMENSIONS TO BE VERIFIED IN THE FIELD

REV	DESCRIPTION	DATE	INT
A			
B			
C			
D			
E			
F			

Architect Name and Address	
G.C Name and Address	
Project Name and Address	BAY LAKE, FLORIDA 32830
Scope Description	TRIM PROFILES
AREA	
GROUP	
SERIES	
Drawn By	Date
HD	09/27/19
Project #	Submittal #
3403	01
Drawing #	
00TP1A	



TYP. FILLER

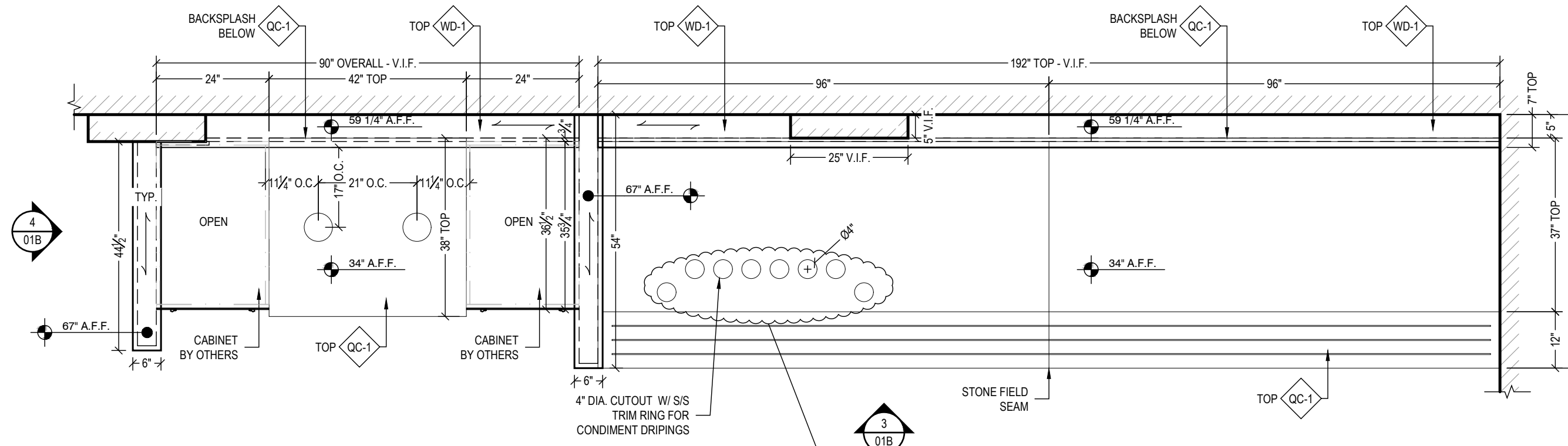


K1 LOCATION PLAN - AREA A
SCALE: 1/8"=1'-0" ARCH REF: A5/A-111

FINISH SCHEDULE

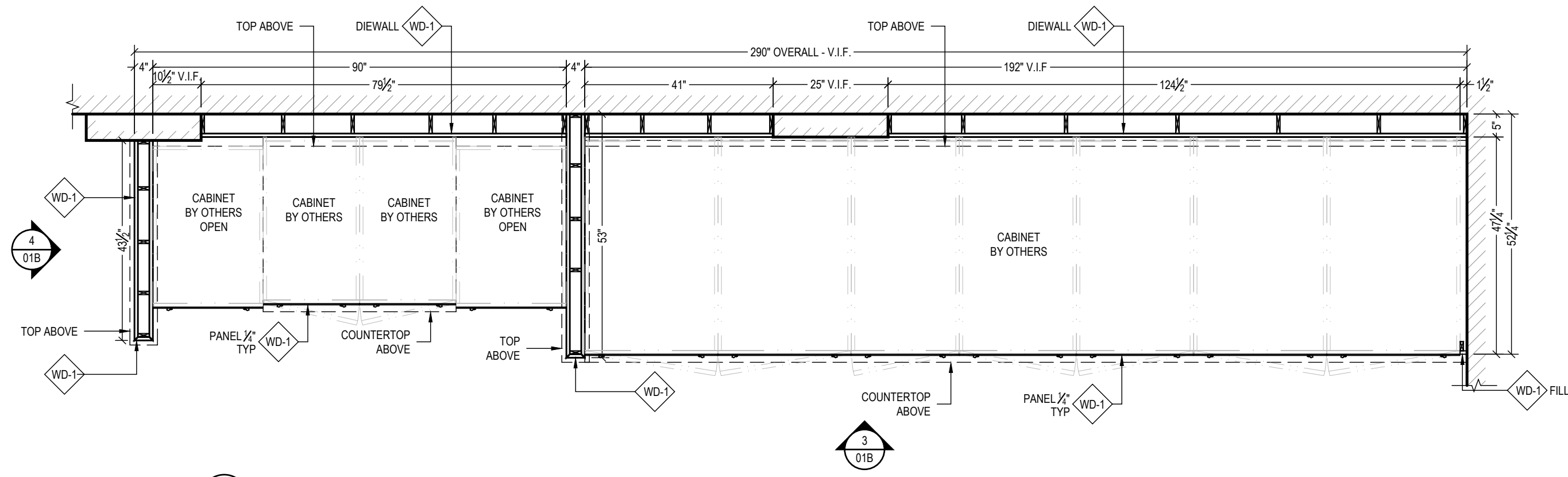
QC-1	QUARTZ - CHARCOAL SOAPSTONE
	COSENTINO - SUEDE / MATTE FINISH
WD-1	HARDWOOD & VENEER
	FINISHED TO MATCH TOPICS CHERRY NATURAL

HARDWARE SCHEDULE



1 PLAN VIEW - DINING ROOM 103
SCALE: 1/2"=1'-0" ARCH REF: A4/A-321

TO COORDINATE
PLACEMENT AND SIZE OF
OPENING IN FIELD WITH G.C.



2 PLAN SECTION - DINING ROOM 103
SCALE: 1/2"=1'-0" ARCH REF: A4/A-321

NOTE TO ARCHITECT / GC:
TO COMPLY WITH ADA BUILDING
STANDARD KNEE CLEARANCE MUST
BE 29" (PLEASE CONFIRM).

00CS	00FP1A	00RCP1A
	00FP2A	00RCP2A

GRADE REQUIREMENTS:
 PREMIUM CUSTOM ECONOMY

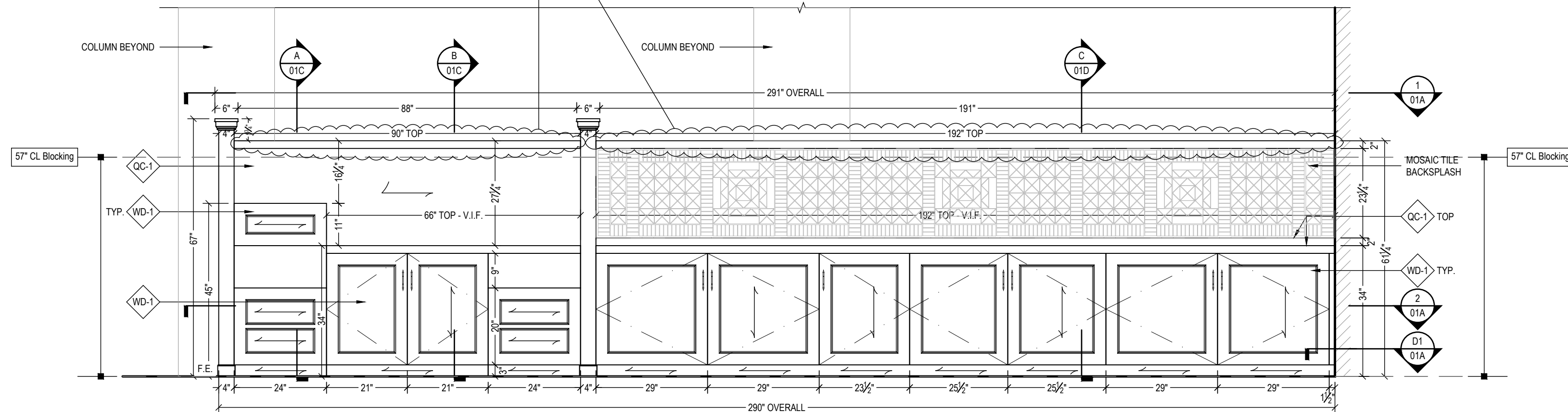
**ALL V.I.F. DIMENSIONS TO BE
VERIFIED IN THE FIELD**

REV	DESCRIPTION	DATE	INT
A	REVISED PER REDLINES DATE 09/30/19	11/04/19	HD
B			
C			
D			
E			
F			

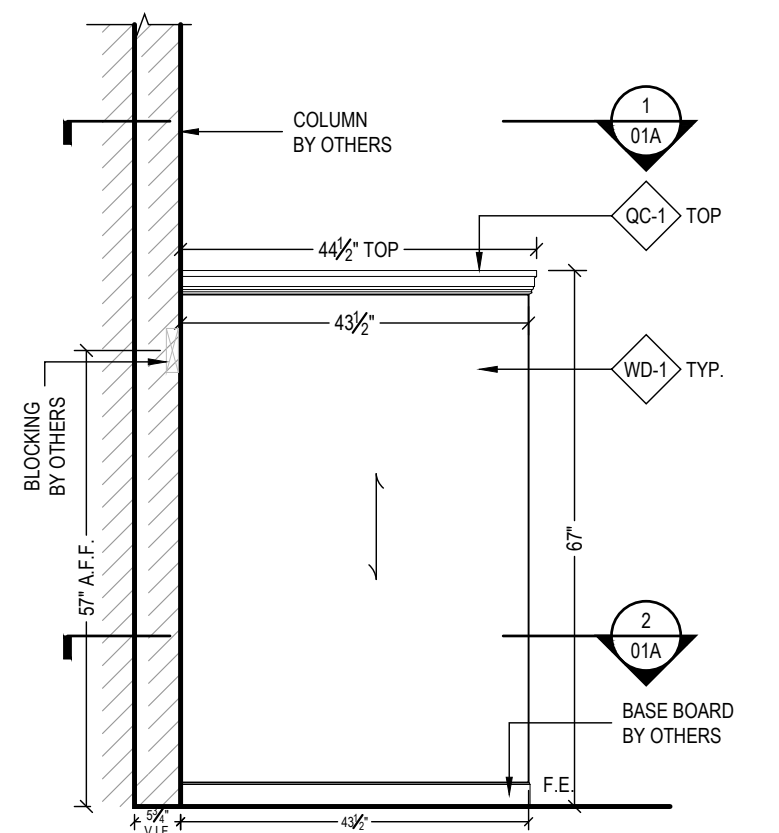
Architect Name and Address	
G.C Name and Address	
Project Name and Address	BAY LAKE, FLORIDA 32830
Scope Description	AREA LEVEL 1 GROUP DINING ROOM 103 SERIES N. BEVERAGE & GARBAGE STATION
Drawn By	HD
Date	09/27/19
Project #	3403
Submittal #	01
Drawing #	01A

NOTE TO ARCHITECT:
PLEASE VERIFY AND CONFIRM
GRAIN DIRECTION IS AS SHOWN.

NOTE TO ARCHITECT:
THE 2 WOOD SHELVES BEYOND ARE SHOWN ALIGNED ON ARCH.
ELEVATION A7/A-321. ARCH. SECTIONS ARE NOT CONSISTENT
WITH ELEVATION. DRAWN TO MATCH ELEVATION.



3 ELEVATION - DINING ROOM 103
SCALE: 1/2"=1'-0" ARCH REF: A7/A-321



4 SIDE ELEVATION - DINING ROOM 103
SCALE: 1/2"=1'-0" ARCH REF: NONE

FINISH SCHEDULE

QC-1	QUARTZ - CHARCOAL SOAPSTONE
	COSENTINO - SUEDE / MATTE FINISH
WD-1	HARDWOOD & VENEER
	FINISHED TO MATCH TOPICS CHERRY NATURAL

HARDWARE SCHEDULE

NOTE TO ARCHITECT / GC:
TO COMPLY WITH ADA BUILDING
STANDARD KNEE CLEARANCE MUST
BE 29" (PLEASE CONFIRM).

00CS	00FP1A	00RCP1A
	00FP2A	00RCP2A

GRADE REQUIREMENTS:

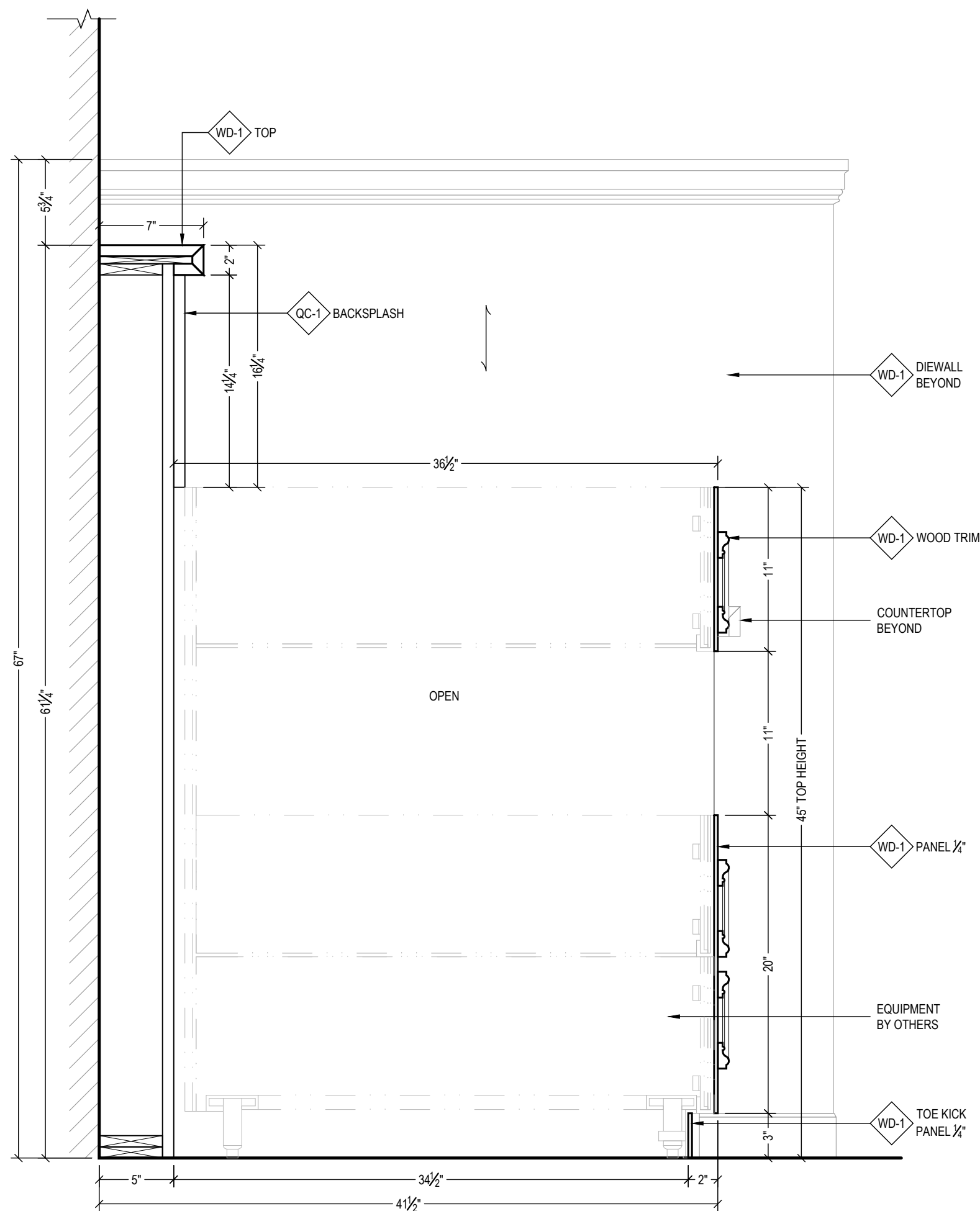
PREMIUM CUSTOM ECONOMY

**ALL V.I.F. DIMENSIONS TO BE
VERIFIED IN THE FIELD**

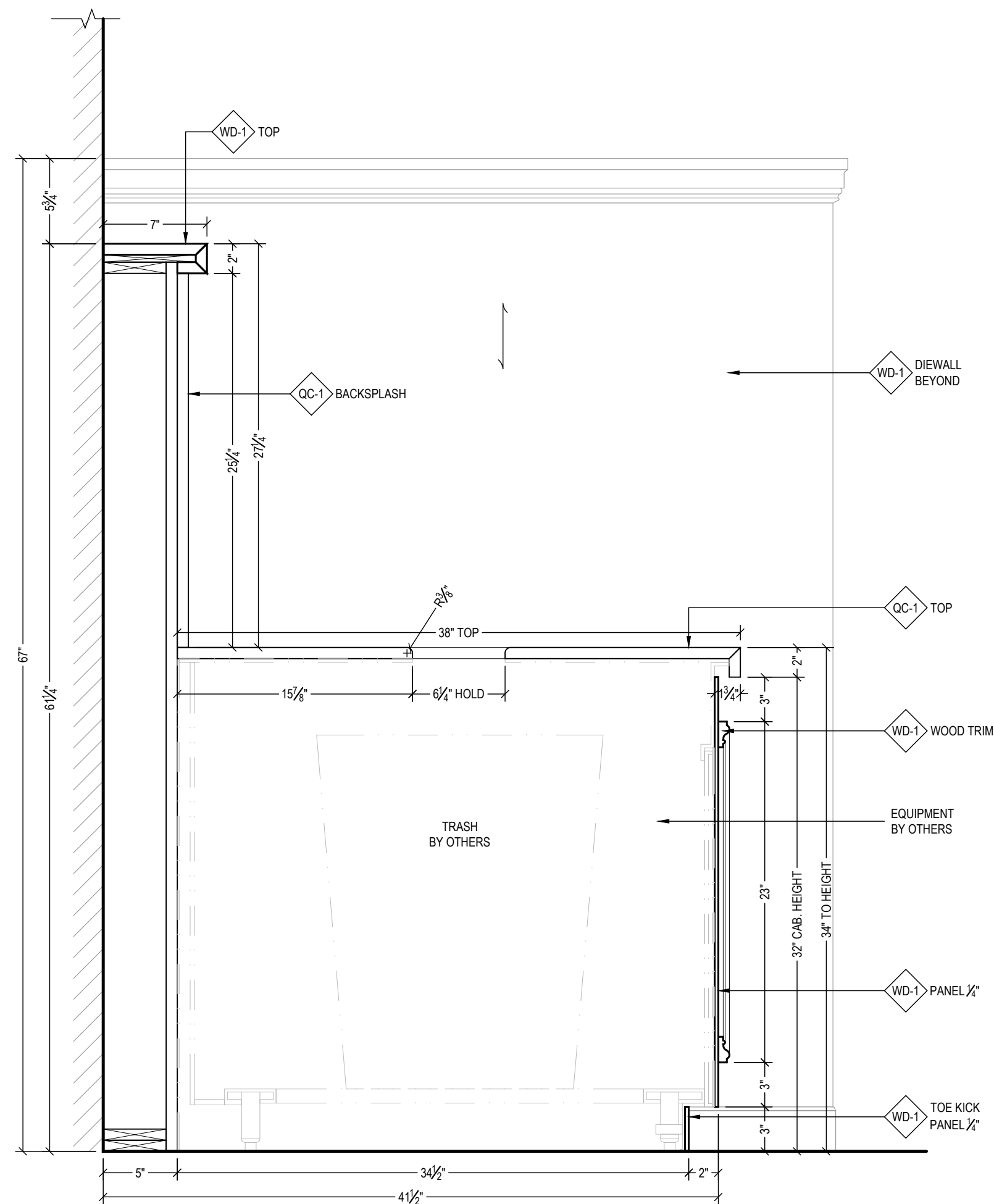
REV	DESCRIPTION	DATE	INT
A	REVISED PER REDLINES DATE 09/30/19	11/04/19	HD
B			
C			
D			
E			
F			

Architect Name and Address	
G.C Name and Address	
Project Name and Address	BAY LAKE, FLORIDA 32830
Scope Description	AREA LEVEL 1 GROUP DINING ROOM 103 SERIES N. BEVERAGE & GARBAGE STATION
Drawn By	Date
HD	09/27/19
Project #	Submittal #
3403	01
Drawing #	
01B	

NOTE TO ARCHITECT:
PLEASE VERIFY AND CONFIRM
GRAIN DIRECTION IS AS SHOWN.



A SECTION
SCALE: 1-1/2"=1'-0" ARCH REF: B6/A-602



B SECTION
SCALE: 1-1/2"=1'-0" ARCH REF: B4/A-602

FINISH SCHEDULE	
QC-1	QUARTZ - CHARCOAL SOAPSTONE
	COSENTINO - SUEDE / MATTE FINISH
WD-1	HARDWOOD & VENEER
	FINISHED TO MATCH TOPICS CHERRY NATURAL

HARDWARE SCHEDULE	
-------------------	--

NOTE TO ARCHITECT / GC:
TO COMPLY WITH ADA BUILDING
STANDARD KNEE CLEARANCE MUST
BE 29" (PLEASE CONFIRM).

00CS	00FP1A 00FP2A	00RCP1A 00RCP2A
------	------------------	--------------------

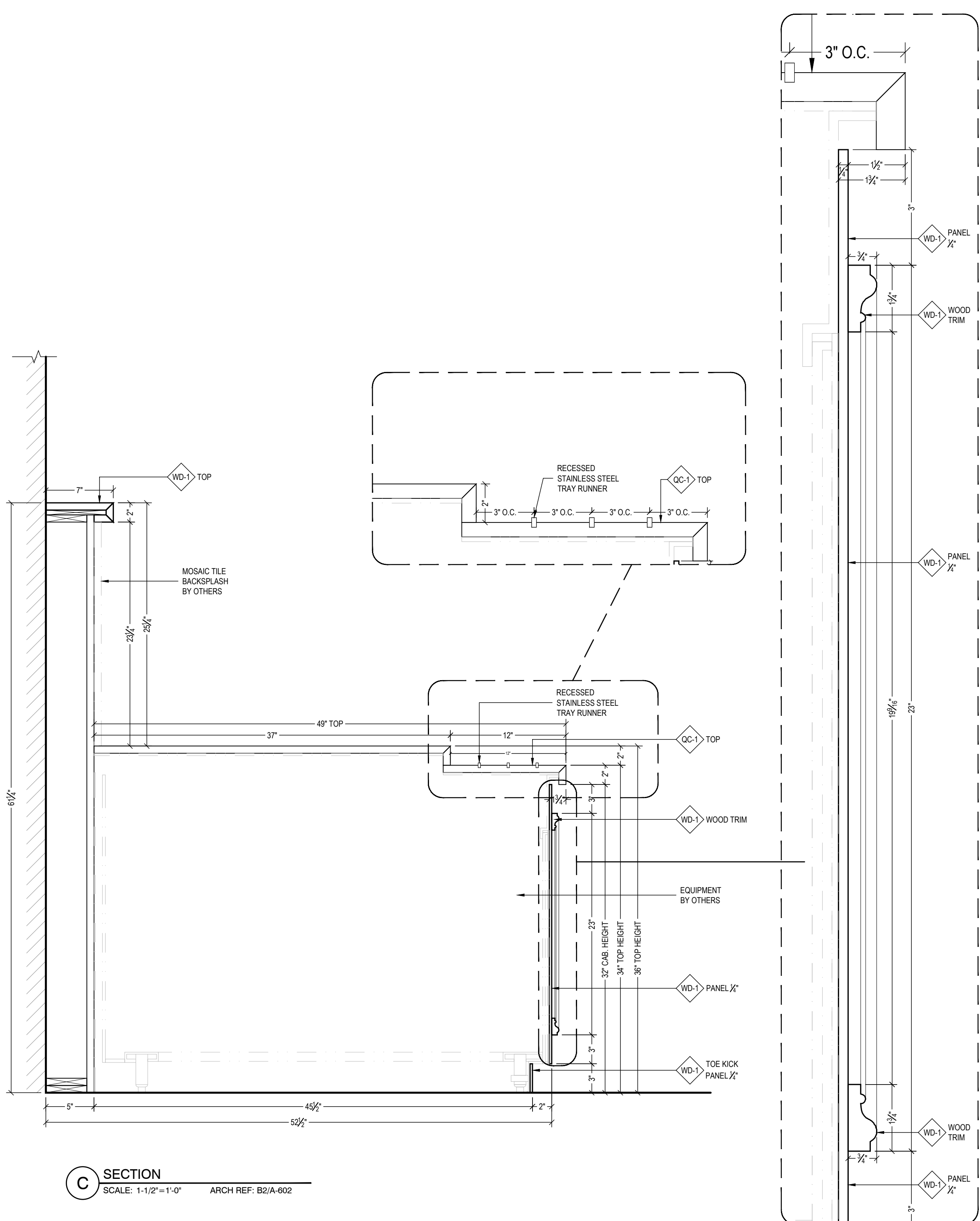
GRADE REQUIREMENTS:

PREMIUM CUSTOM ECONOMY

**ALL V.I.F. DIMENSIONS TO BE
VERIFIED IN THE FIELD**

REV	DESCRIPTION	DATE	INT
A	REVISED PER REDLINES DATE 09/30/19	11/04/19	HD
B			
C			
D			
E			
F			

Architect Name and Address	
G.C Name and Address	
Project Name and Address	BAY LAKE, FLORIDA 32830
Scope Description	AREA LEVEL 1 GROUP DINING ROOM 103 SERIES N. BEVERAGE & GARBAGE STATION
Drawn By	Date
HD	09/27/19
Project #	Submittal #
3403	01
Drawing #	
01C	



C SECTION
 SCALE: 1-1/2" = 1'-0"
 ARCH REF: B2/A-602

FINISH SCHEDULE	
QC-1	QUARTZ - CHARCOAL SOAPSTONE
	COSENTINO - SUEDE / MATTE FINISH
WD-1	HARDWOOD & VENEER
	FINISHED TO MATCH TOPICS CHERRY NATURAL

HARDWARE SCHEDULE	
-------------------	--

NOTE TO ARCHITECT / GC:
 TO COMPLY WITH ADA BUILDING
 STANDARD KNEE CLEARANCE MUST
 BE 29" (PLEASE CONFIRM).

00CS	00FP1A 00FP2A	00RCP1A 00RCP2A
------	------------------	--------------------

GRADE REQUIREMENTS:		
<input type="checkbox"/> PREMIUM	<input checked="" type="checkbox"/> CUSTOM	<input type="checkbox"/> ECONOMY

**ALL V.I.F. DIMENSIONS TO BE
 VERIFIED IN THE FIELD**

REV	DESCRIPTION	DATE	INT
A	REVISED PER REDLINES DATE 09/30/19	11/04/19	HD
B			
C			
D			
E			
F			

Project Name and Address	G.C Name and Address	Architect Name and Address
BAY LAKE, FLORIDA 32830		

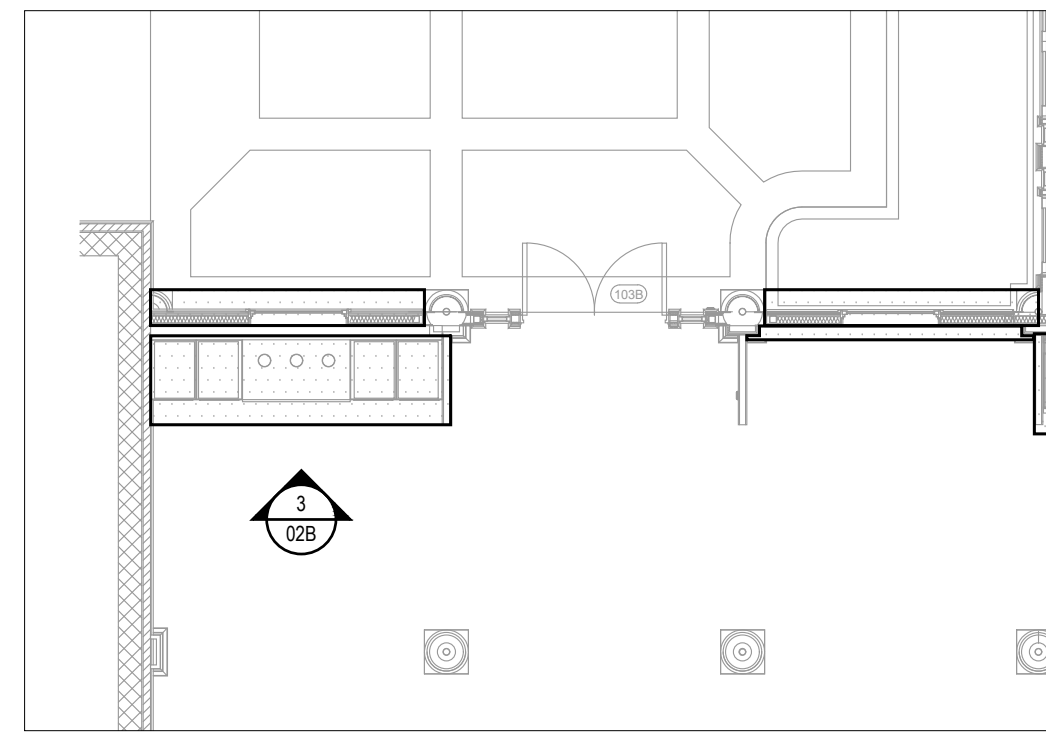
Scope Description	Area	Group	Series
LEVEL 1	DINING ROOM 103	N. BEVERAGE & GARBAGE STATION	

Drawn By	Date
HD	09/27/19

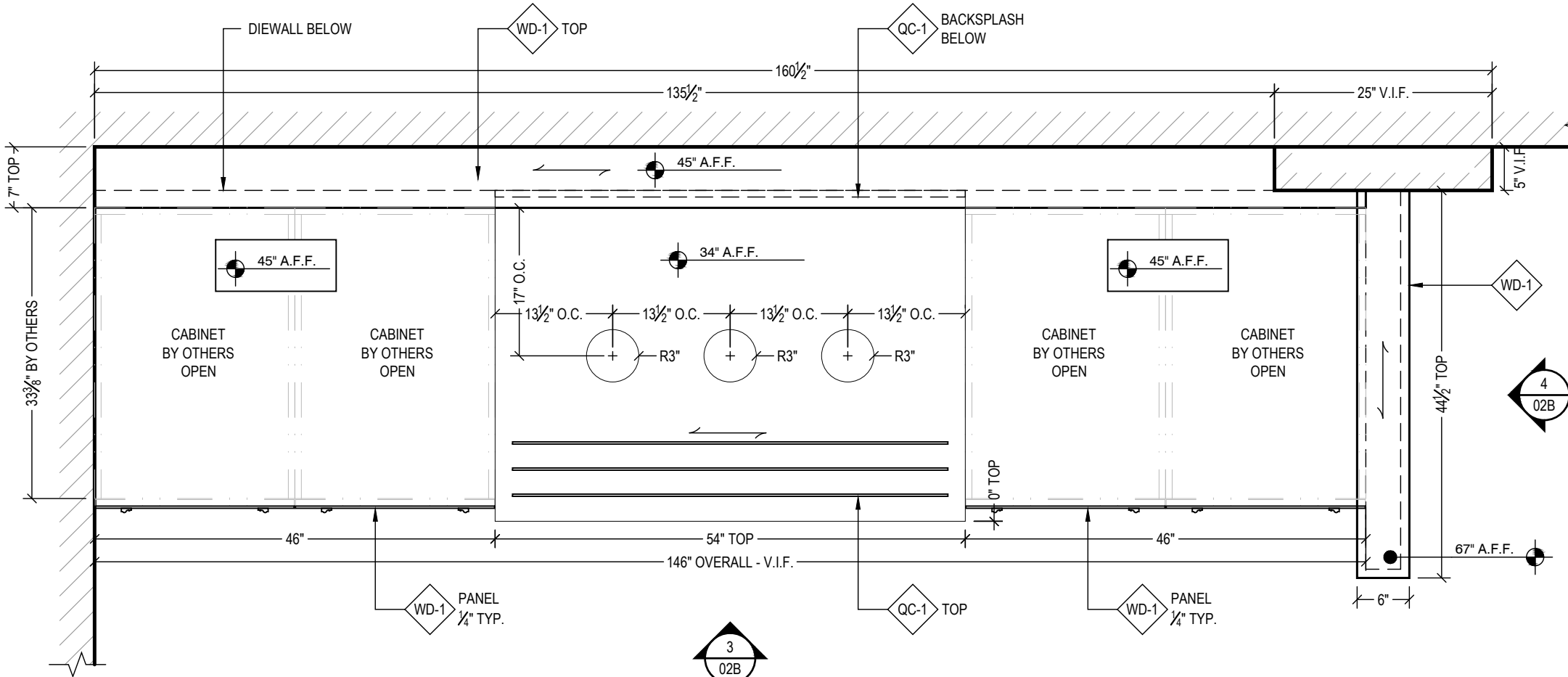
Project #	Submittal #
3403	01

Drawing #
01D

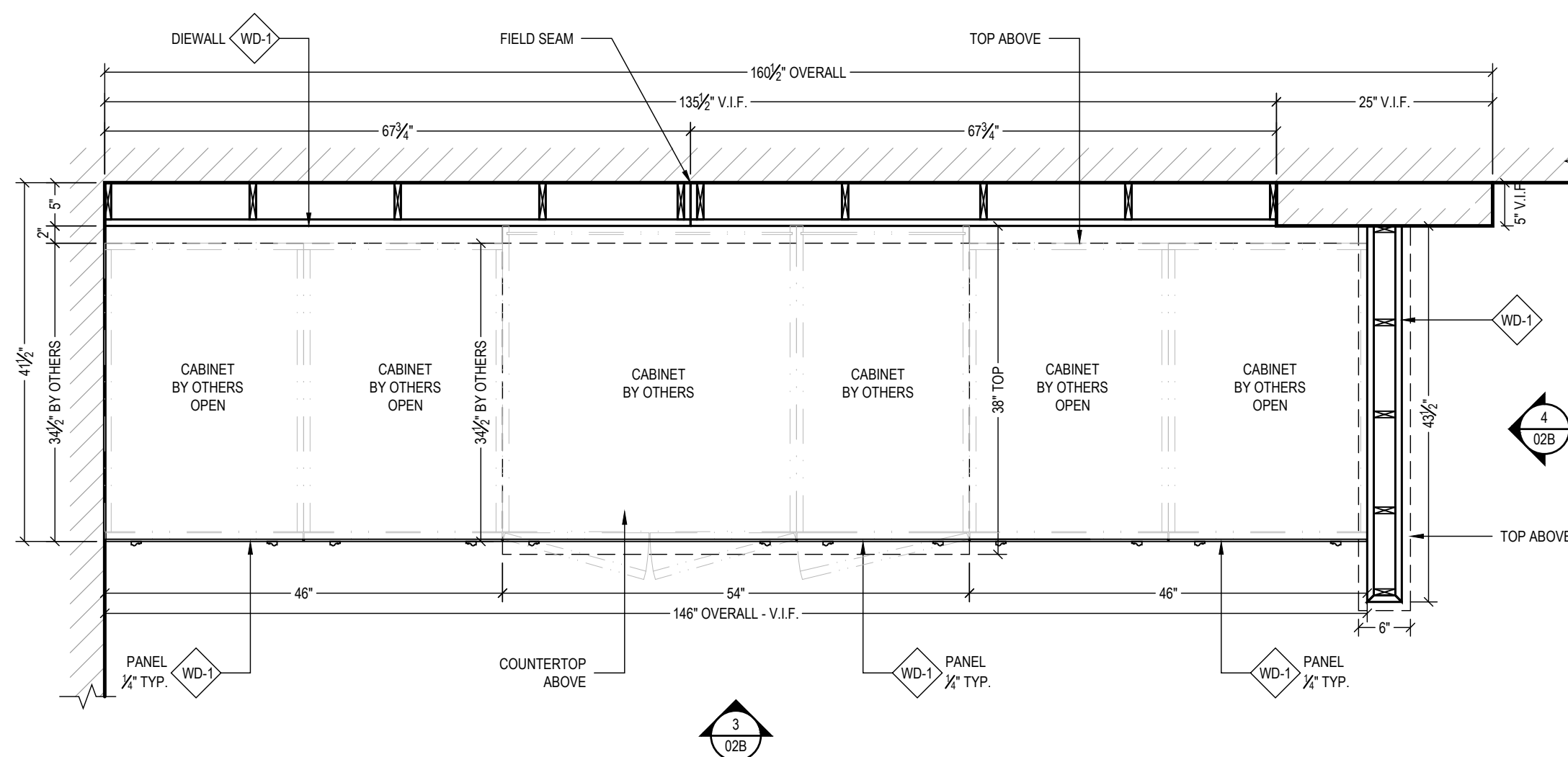
NOTE TO ARCHITECT:
PLEASE VERIFY AND CONFIRM
GRAIN DIRECTION IS AS SHOWN.



K1 LOCATION PLAN - AREA A
SCALE: 1/8"=1'-0" ARCH REF: A5/A-111



1 PLAN VIEW - DINING ROOM 103
SCALE: 3/4"=1'-0" ARCH REF: C2/A-321



2 PLAN SECTION - DINING ROOM 103
SCALE: 3/4"=1'-0" ARCH REF: C2/A-321

FINISH SCHEDULE

QC-1	QUARTZ - CHARCOAL SOAPSTONE
	COSENTINO - SUEDE / MATTE FINISH
WD-1	HARDWOOD & VENEER
	FINISHED TO MATCH TOPICS CHERRY NATURAL

HARDWARE SCHEDULE

--	--

NOTE TO ARCHITECT / GC:
TO COMPLY WITH ADA BUILDING
STANDARD KNEE CLEARANCE MUST
BE 29" (PLEASE CONFIRM).

00CS	00FP1A	00RCP1A
	00FP2A	00RCP2A

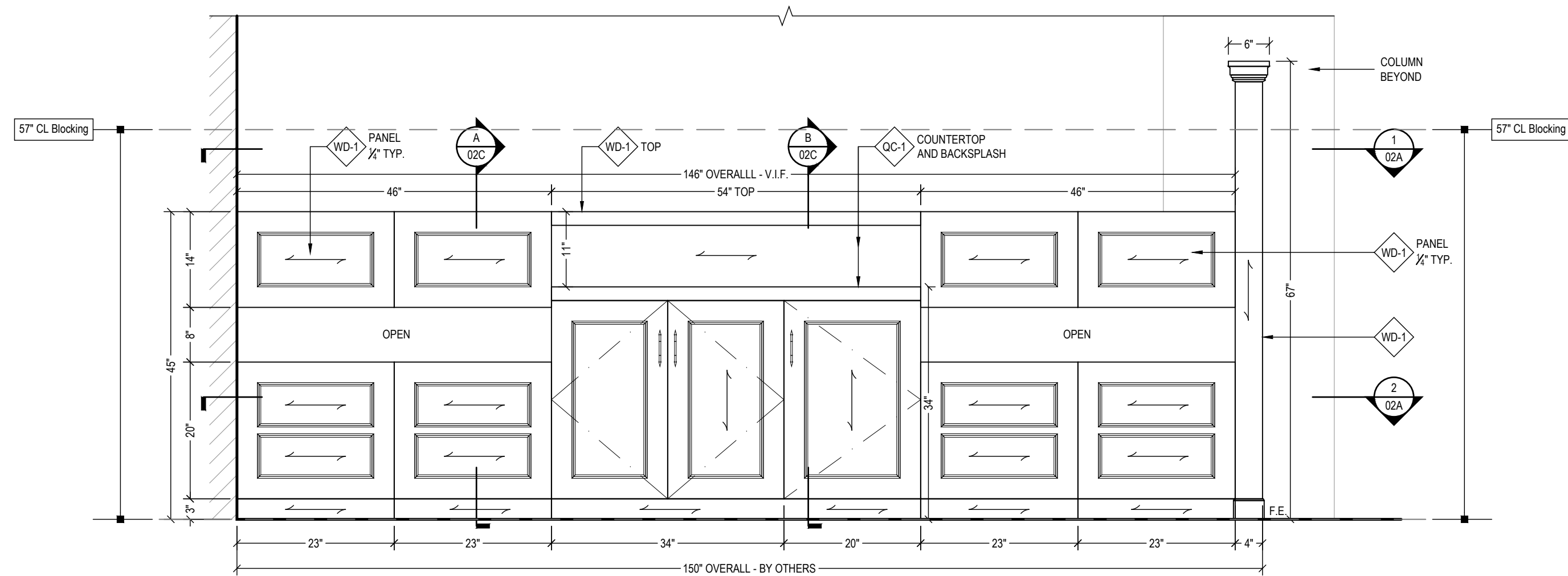
GRADE REQUIREMENTS:

PREMIUM CUSTOM ECONOMY

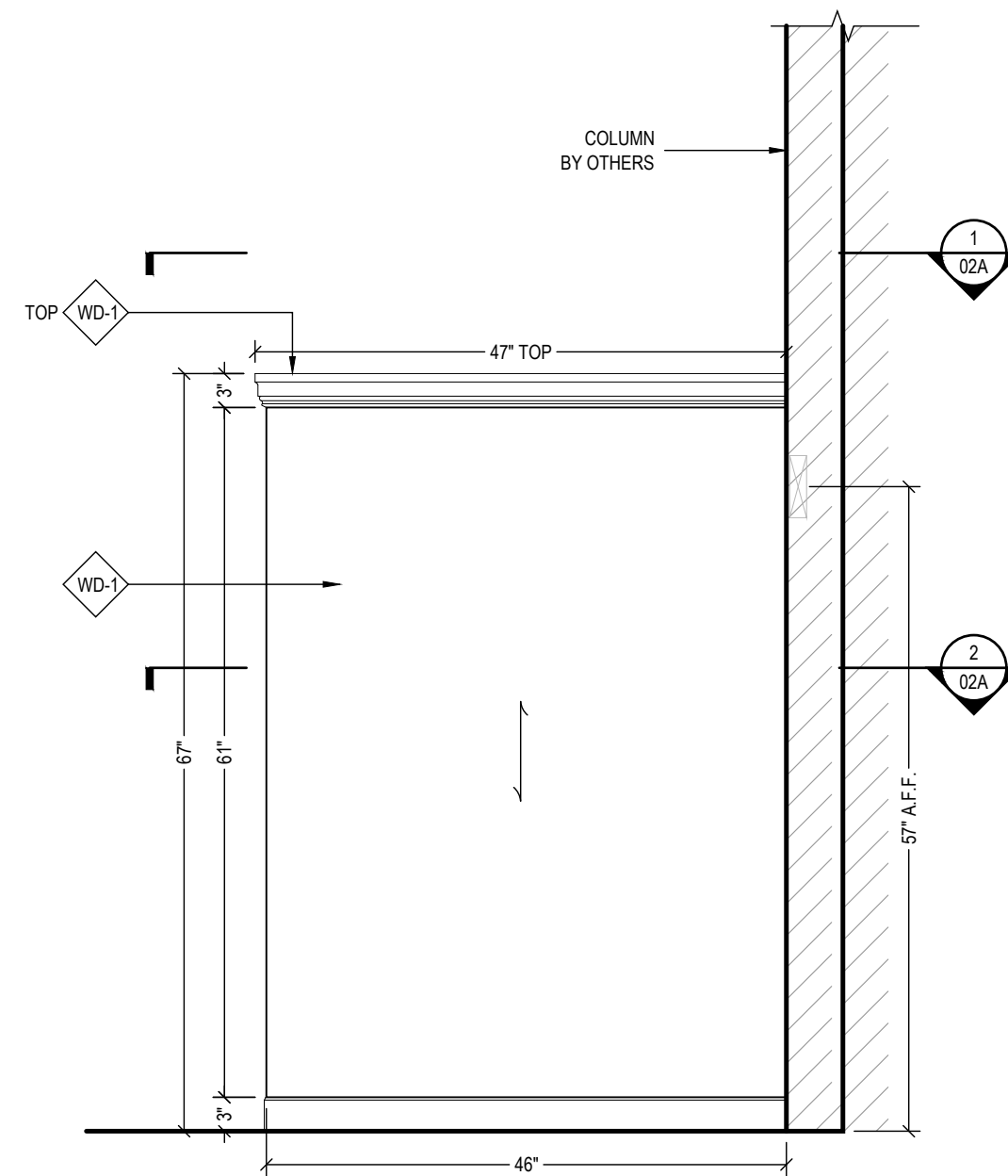
**ALL V.I.F. DIMENSIONS TO BE
VERIFIED IN THE FIELD**

INT	HD					
	DATE	11/04/19				
DESCRIPTION	REVISED PER REDLINES DATE	09/30/19				
	REV	A	B	C	D	
	Architect Name and Address					
	G.C Name and Address					
	Project Name and Address	BAY LAKE, FLORIDA 32830				
	Scope Description	AREA	LEVEL 1	GROUP	DINING ROOM 103	SERIES
Drawn By	HD	Date	09/27/19			
Project #	3403	Submittal #	01			
Drawing #						
02A						

NOTE TO ARCHITECT:
PLEASE VERIFY AND CONFIRM
GRAIN DIRECTION IS AS SHOWN.



3 ELEVATION - DINING ROOM 103
SCALE: 3/4"=1'-0" ARCH REF: C4/A-321



4 SIDE ELEVATION - DINING ROOM 103
SCALE: 3/4"=1'-0" ARCH REF: NONE

FINISH SCHEDULE

QC-1	QUARTZ - CHARCOAL SOAPSTONE
	COSENTINO - SUEDE / MATTE FINISH
WD-1	HARDWOOD & VENEER
	FINISHED TO MATCH TOPICS CHERRY NATURAL

HARDWARE SCHEDULE

NOTE TO ARCHITECT / GC:
TO COMPLY WITH ADA BUILDING
STANDARD KNEE CLEARANCE MUST
BE 29" (PLEASE CONFIRM).

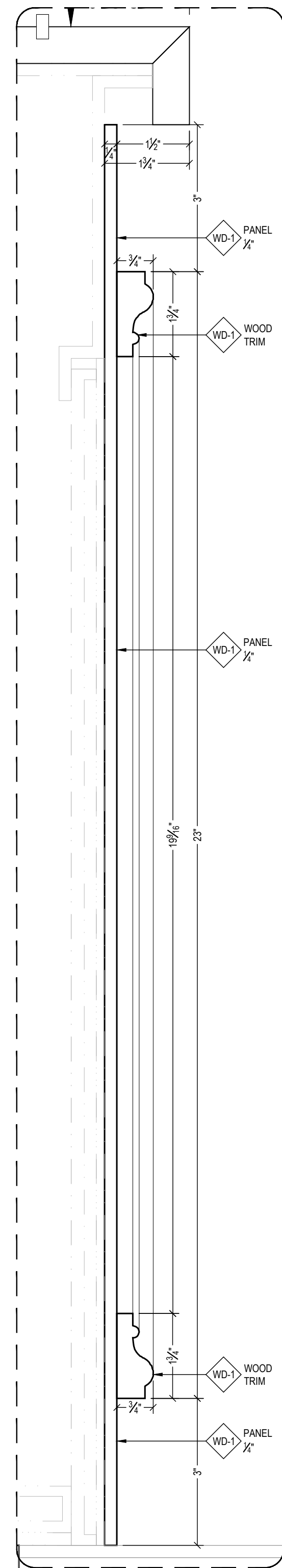
00CS	00FP1A	00RCP1A
	00FP2A	00RCP2A

GRADE REQUIREMENTS:

PREMIUM CUSTOM ECONOMY

**ALL V.I.F. DIMENSIONS TO BE
VERIFIED IN THE FIELD**

INT	DATE	DESCRIPTION	REV	Architect Name and Address	G.C Name and Address	Project Name and Address	Scope Description	Drawn By	Date	Project #	Submittal #	Drawing #
HD	11/04/19	REVESED PER REDLINES DATE 09/30/19	A			BAY LAKE, FLORIDA 32830	AREA LEVEL 1	HD	09/27/19	3403	01	02B
			B				GROUP DINING ROOM 103					
			C				SERIES N. WEST GARBAGE STATION					
			D									
			E									
			F									



D1 DETAIL
SCALE: 6"=1'-0"
ARCH REF: B3/A-404

FINISH SCHEDULE	
QC-1	QUARTZ - CHARCOAL SOAPSTONE
	COSENTINO - SUEDE / MATTE FINISH
WD-1	HARDWOOD & VENEER
	FINISHED TO MATCH TOPICS CHERRY NATURAL

HARDWARE SCHEDULE

NOTE TO ARCHITECT / GC:
TO COMPLY WITH ADA BUILDING
STANDARD KNEE CLEARANCE MUST
BE 29" (PLEASE CONFIRM).

00CS	00FP1A 00FP2A	00RCP1A 00RCP2A
------	------------------	--------------------

GRADE REQUIREMENTS:
 PREMIUM CUSTOM ECONOMY

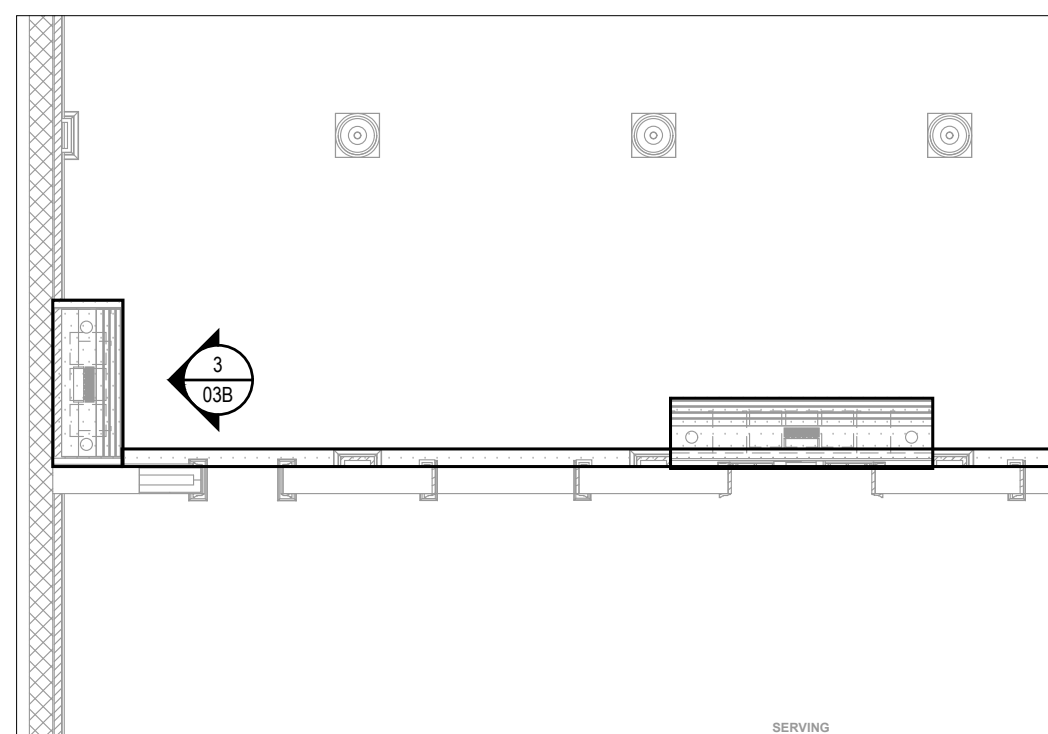
**ALL V.I.F. DIMENSIONS TO BE
VERIFIED IN THE FIELD**

REV	DESCRIPTION	DATE	INT
A	REVESED PER REDLINES DATE 09/30/19	11/04/19	HD
B			
C			
D			
E			
F			

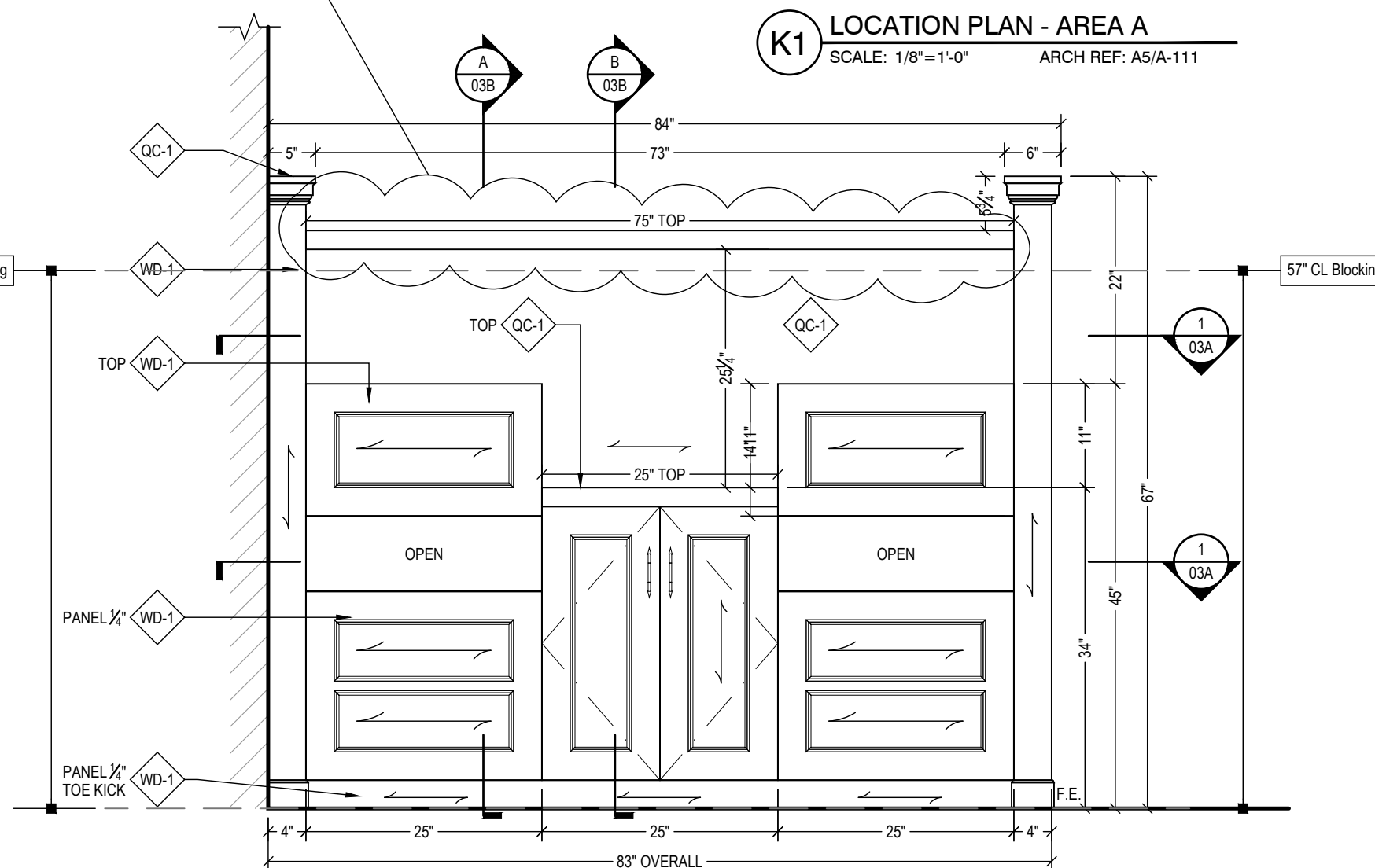
Architect Name and Address	G.C Name and Address	Project Name and Address	Scope Description
		BAY LAKE, FLORIDA 32830	AREA LEVEL 1
			GROUP DINING ROOM 103
			SERIES N. WEST GARBAGE STATION
Drawn By	Date	Project #	Submittal #
HD	09/27/19	3403	01
Drawing #			
02D			

NOTE TO ARCHITECT:
PLEASE VERIFY AND CONFIRM
GRAIN DIRECTION IS AS SHOWN.

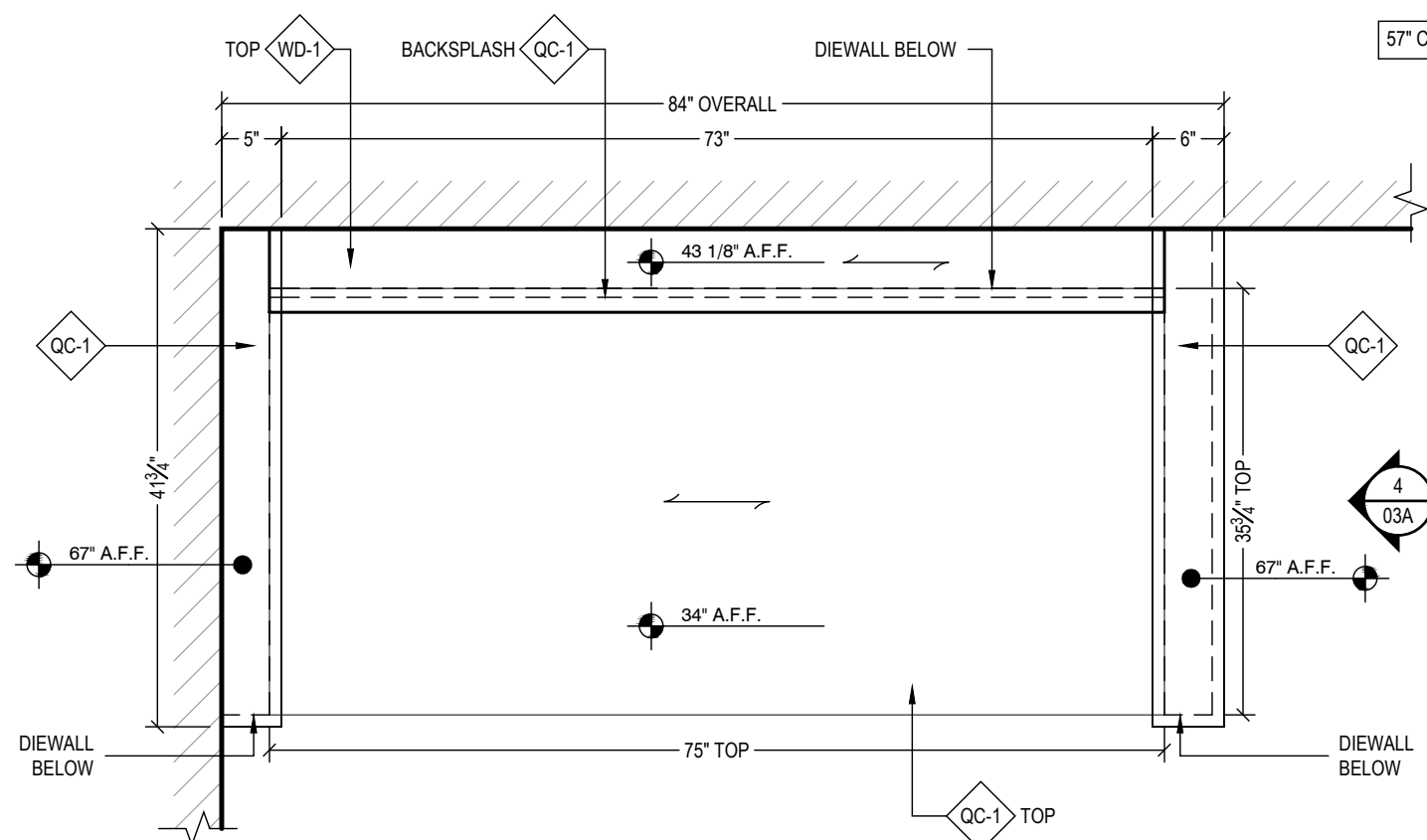
NOTE TO ARCHITECT:
HEIGHT OF WOOD SHELF BEYOND NOT CONSISTENT
BETWEEN ARCH. ELEVATION AND SECTION. DRAWN TO
MATCH HEIGHT OF UNIT ON PAGE 01A. PLEASE VERIFY.



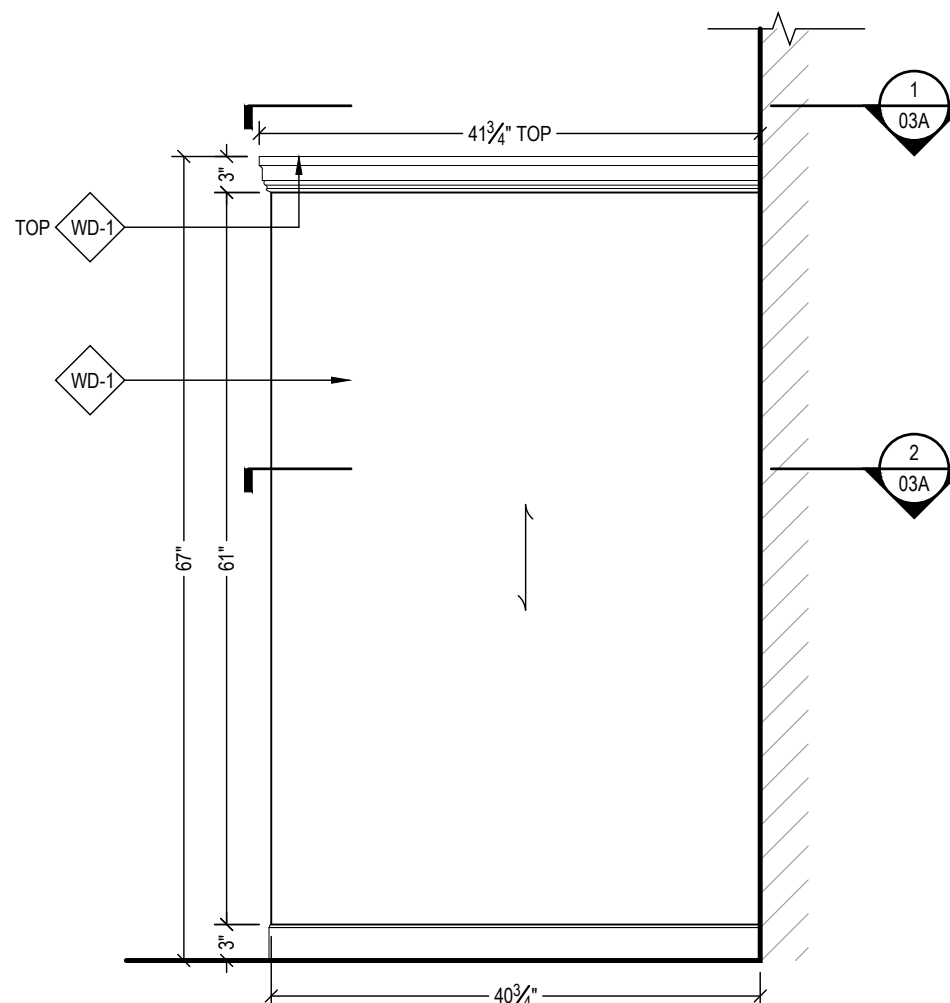
K1 LOCATION PLAN - AREA A
SCALE: 1/8"=1'-0" ARCH REF: A5/A-111



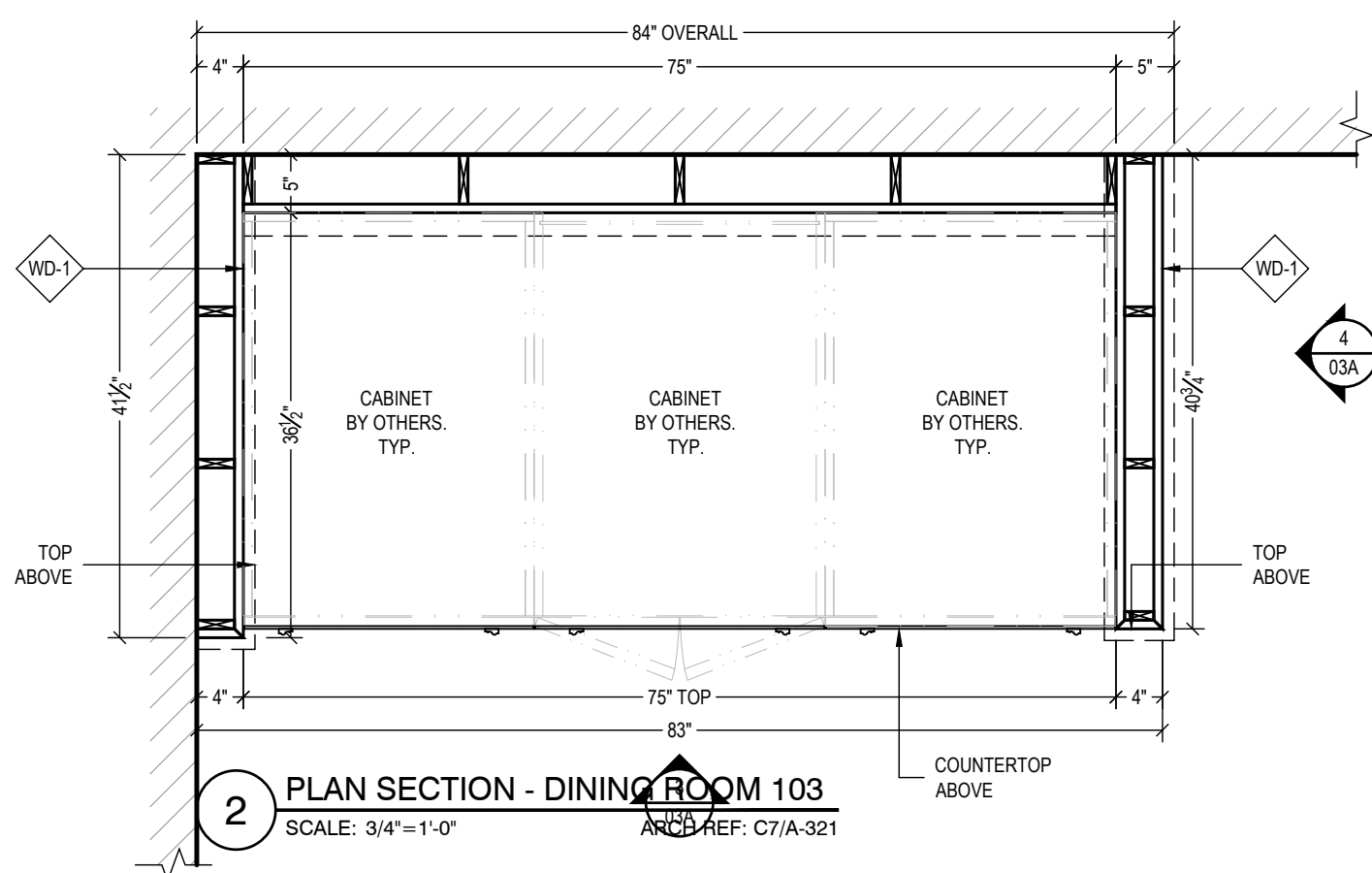
3 ELEVATION - DINING ROOM 103
SCALE: 3/4"=1'-0" ARCH REF: C8/A-321



1 PLAN VIEW - DINING ROOM 103
SCALE: 3/4"=1'-0" ARCH REF: C7/A-321



4 PLAN SECTION - DINING ROOM 103
SCALE: 3/4"=1'-0" ARCH REF: NONE



2 PLAN SECTION - DINING ROOM 103
SCALE: 3/4"=1'-0" ARCH REF: C7/A-321

FINISH SCHEDULE

QC-1	QUARTZ - CHARCOAL SOAPSTONE
	COSENTINO - SUEDE / MATTE FINISH
WD-1	HARDWOOD & VENEER
	FINISHED TO MATCH TOPICS CHERRY NATURAL

HARDWARE SCHEDULE

--	--

NOTE TO ARCHITECT / GC:
TO COMPLY WITH ADA BUILDING
STANDARD KNEE CLEARANCE MUST
BE 29" (PLEASE CONFIRM).

00CS	00FP1A	00RCP1A
	00FP2A	00RCP2A

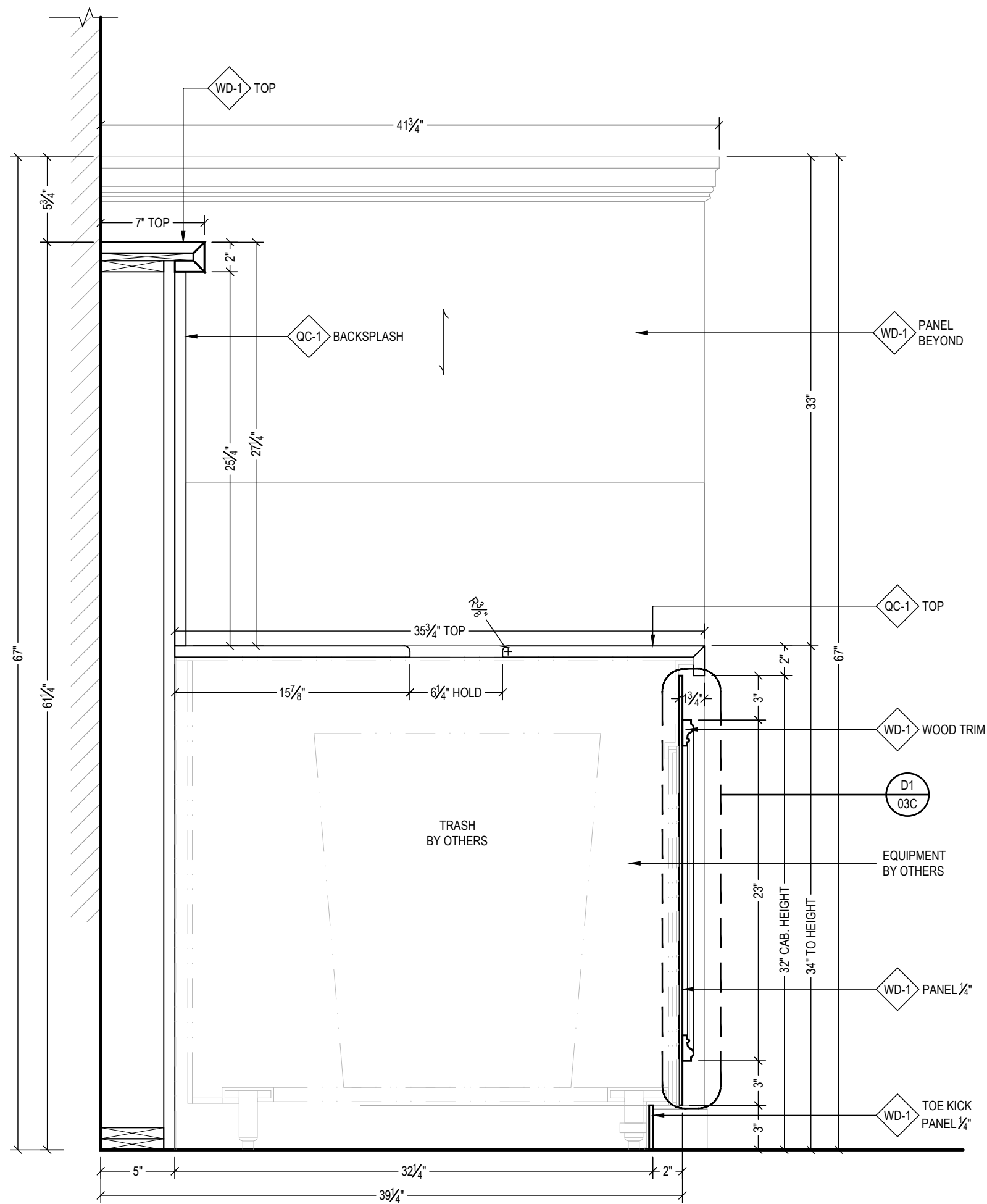
GRADE REQUIREMENTS:

PREMIUM CUSTOM ECONOMY

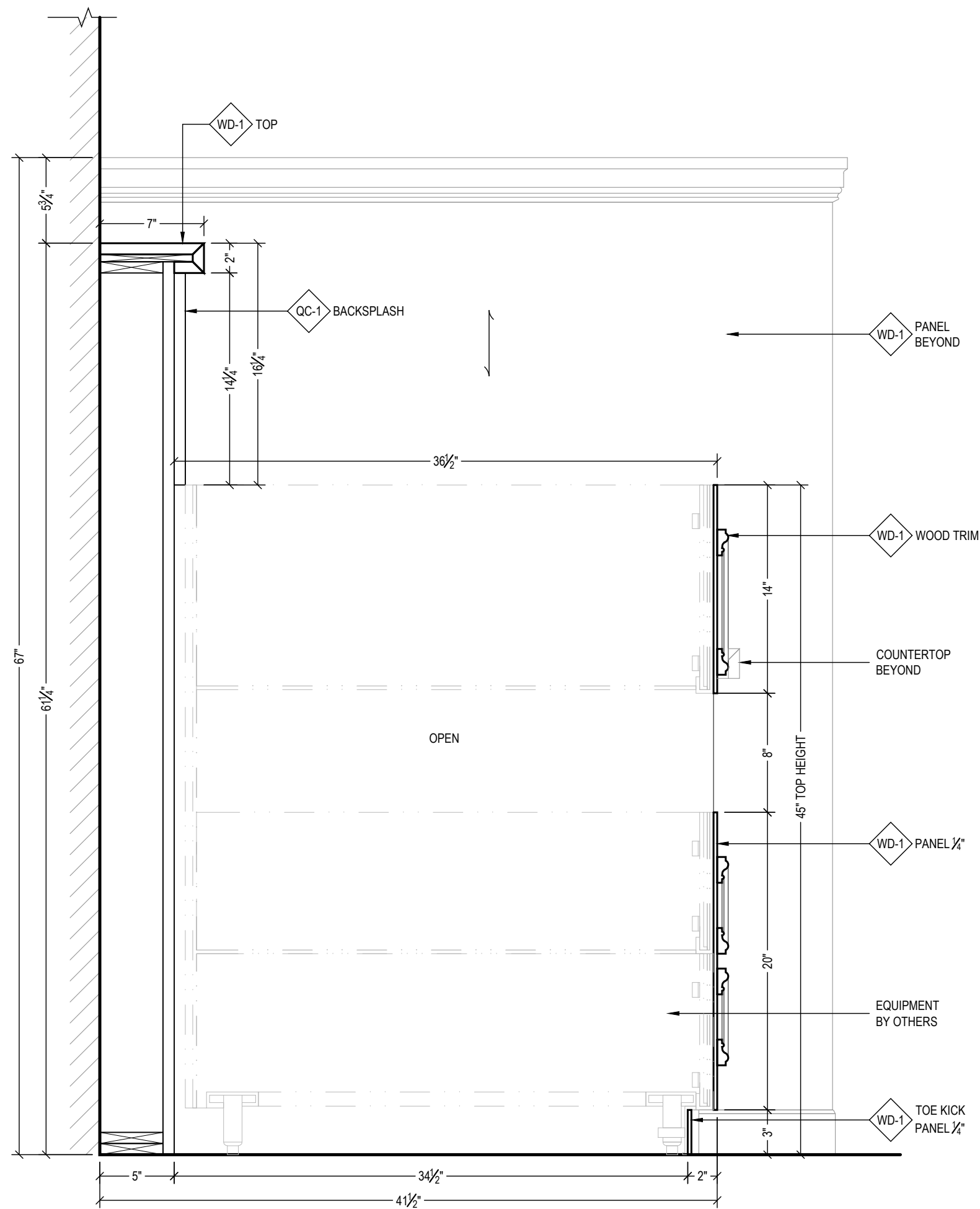
**ALL V.I.F. DIMENSIONS TO BE
VERIFIED IN THE FIELD**

INT	HD				
DATE	11/04/11				
DESCRIPTION	REVISED PER REDLINES DATE 09/30/19				
REV	A	B	C	D	E
Architect Name and Address					
G.C Name and Address					
Project Name and Address	BAY LAKE, FLORIDA 32830				
Scope Description	AREA	GROUP	SERIES		
	LEVEL 1	DINING ROOM 103	WEST CONDIMENT STATION		
Drawn By	HD	Date	09/27/19		
Project #	3403	Submittal #	01		
Drawing #	03A				

NOTE TO ARCHITECT:
PLEASE VERIFY AND CONFIRM
GRAIN DIRECTION IS AS SHOWN.



A SECTION
SCALE: 1-1/2"=1'-0" ARCH REF: D3/A-602



B SECTION
SCALE: 1-1/2"=1'-0" ARCH REF: D2/A-602

FINISH SCHEDULE

QC-1	QUARTZ - CHARCOAL SOAPSTONE
	COSENTINO - SUEDE / MATTE FINISH
WD-1	HARDWOOD & VENEER
	FINISHED TO MATCH TOPICS CHERRY NATURAL

HARDWARE SCHEDULE

NOTE TO ARCHITECT / GC:
TO COMPLY WITH ADA BUILDING
STANDARD KNEE CLEARANCE MUST
BE 29" (PLEASE CONFIRM).

00CS	00FP1A	00RCP1A
	00FP2A	00RCP2A

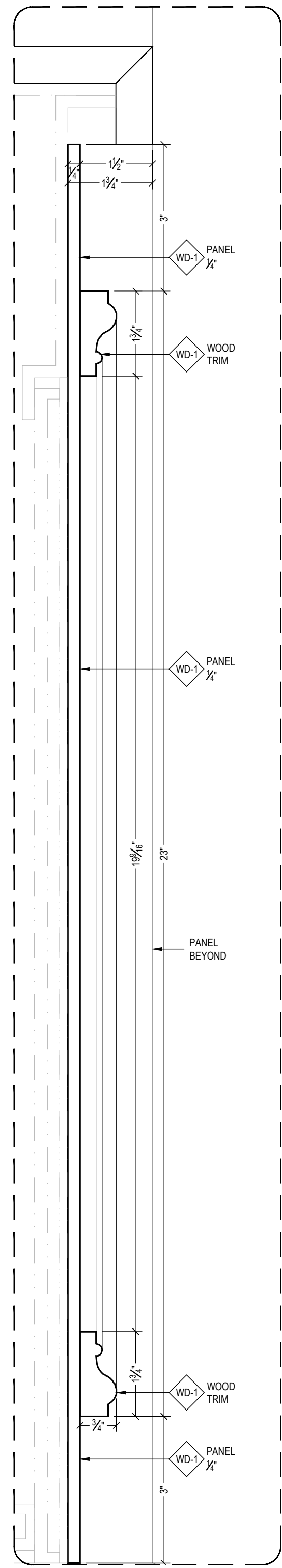
GRADE REQUIREMENTS:

PREMIUM CUSTOM ECONOMY

**ALL V.I.F. DIMENSIONS TO BE
VERIFIED IN THE FIELD**

REV	DESCRIPTION	DATE	INT
A	REVESED PER REDLINES DATE 09/30/19	11/04/11	HD
B			
C			
D			
E			
F			

Architect Name and Address	
G.C Name and Address	
Project Name and Address	BAY LAKE, FLORIDA 32830
Scope Description	AREA LEVEL 1 GROUP DINING ROOM 103 SERIES WEST CONDIMENT STATION
Drawn By	Date
HD	09/27/19
Project #	Submittal #
3403	01
Drawing #	
03B	



D1 DETAIL
 SCALE: 6"=1'-0" ARCH REF: NONE

FINISH SCHEDULE	
QC-1	QUARTZ - CHARCOAL SOAPSTONE
	COSENTINO - SUEDE / MATTE FINISH
WD-1	HARDWOOD & VENEER
	FINISHED TO MATCH TOPICS CHERRY NATURAL

HARDWARE SCHEDULE

NOTE TO ARCHITECT / GC:
 TO COMPLY WITH ADA BUILDING
 STANDARD KNEE CLEARANCE MUST
 BE 29" (PLEASE CONFIRM).

00CS	00FP1A	00RCP1A
	00FP2A	00RCP2A

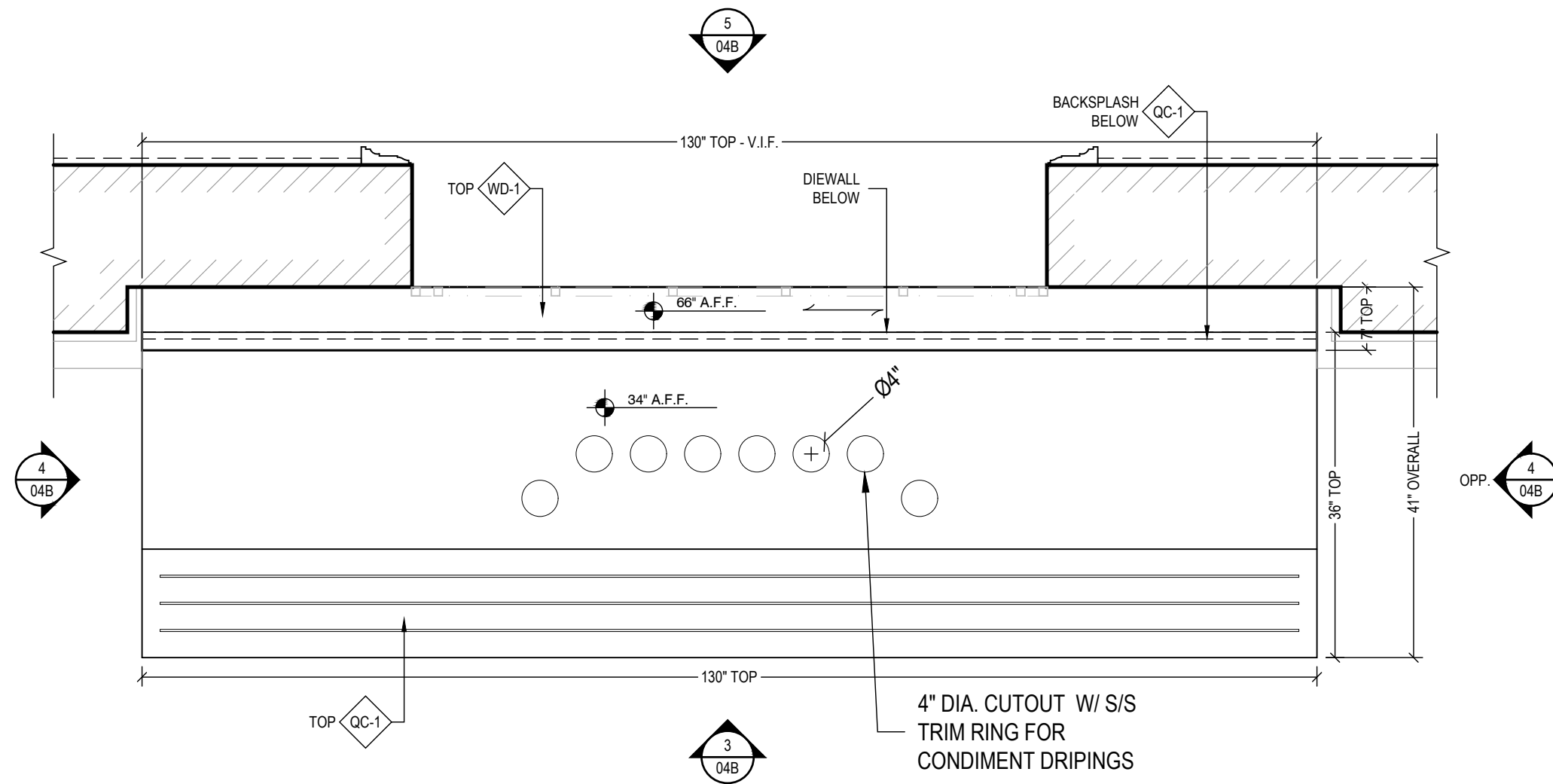
GRADE REQUIREMENTS:
 PREMIUM CUSTOM ECONOMY

**ALL V.I.F. DIMENSIONS TO BE
 VERIFIED IN THE FIELD**

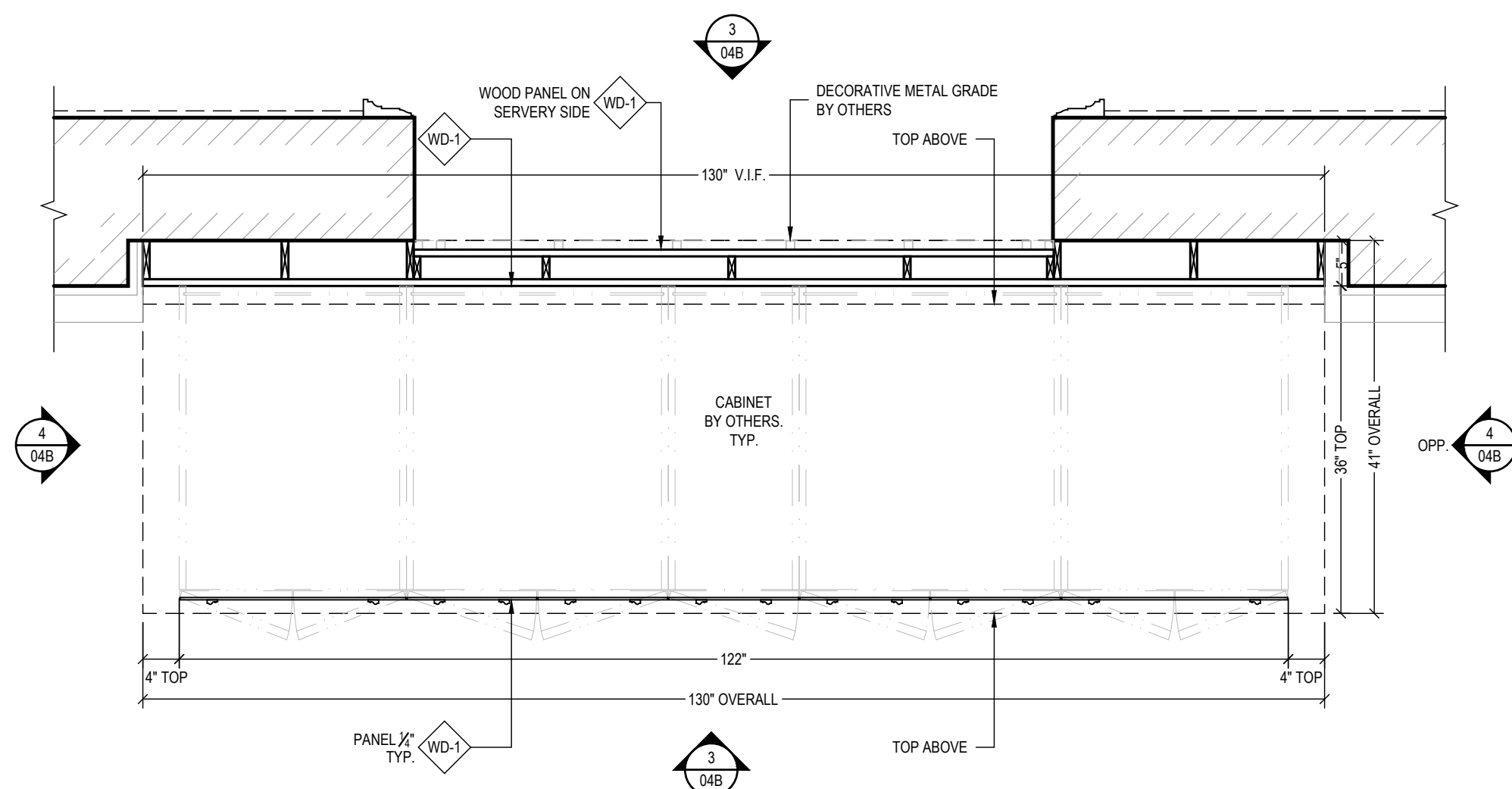
REV	DESCRIPTION	DATE	INT
A	REVESED PER REDLINES DATE 09/30/19	11/04/11	HD
B			
C			
D			
E			
F			

Architect Name and Address	G. C Name and Address	Project Name and Address	Scope Description
		BAY LAKE, FLORIDA 32830	AREA LEVEL 1
			GROUP DINING ROOM 103
			SERIES WEST CONDIMENT STATION
Drawn By	Date	Project #	Submittal #
HD	09/27/19	3403	01
Drawing #			
03C			

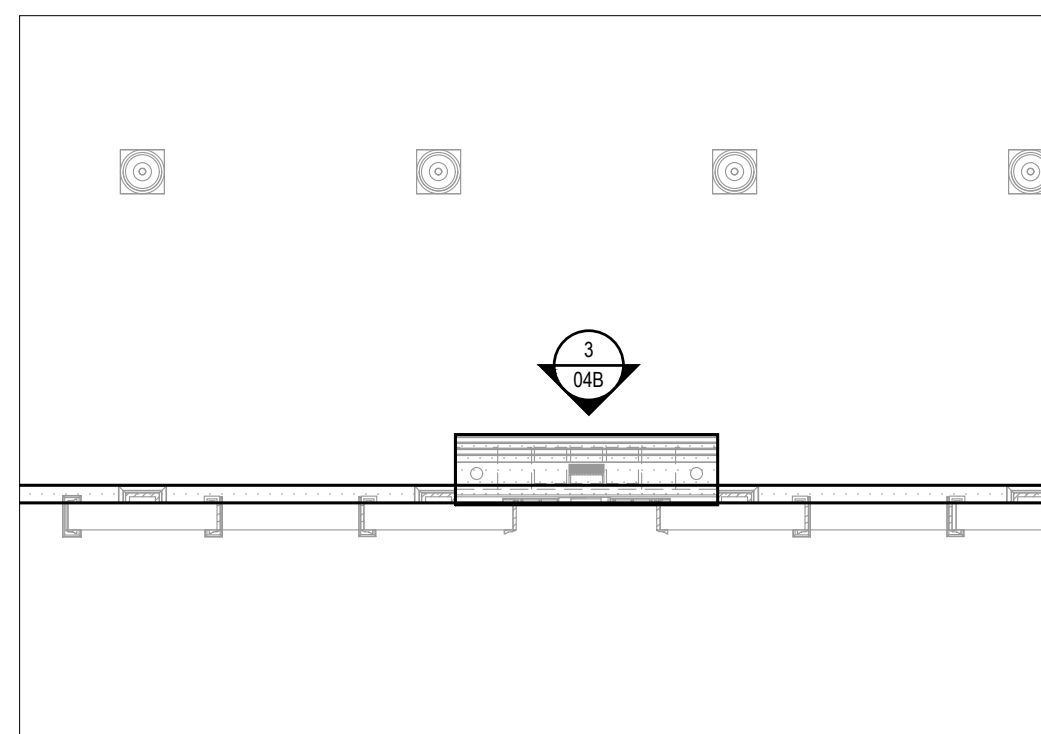
NOTE TO ARCHITECT:
THE PROVIDED FOOD SERVICE DRAWING
INDICATE TRASH CUTOUTS ON BOTH ENDS
OF COUNTER NOT SHOWN ON ARCH.
DRAWING. PLEASE ADVISE.



1 PLAN VIEW - DINING ROOM 103
SCALE: 3/4"=1'-0" ARCH REF: E2/A-321



2 PLAN SECTION - DINING ROOM 103
SCALE: 3/4"=1'-0" ARCH REF: E2/A-321



K1 LOCATION PLAN - AREA A
SCALE: 1/8"=1'-0" ARCH REF: A5/A-111

FINISH SCHEDULE	
QC-1	QUARTZ - CHARCOAL SOAPSTONE
QC-1	COSENTINO - SUEDE / MATTE FINISH
WD-1	HARDWOOD & VENEER
WD-1	FINISHED TO MATCH TOPICS CHERRY NATURAL

HARDWARE SCHEDULE	
-------------------	--

NOTE TO ARCHITECT / GC:
TO COMPLY WITH ADA BUILDING
STANDARD KNEE CLEARANCE MUST
BE 29" (PLEASE CONFIRM).

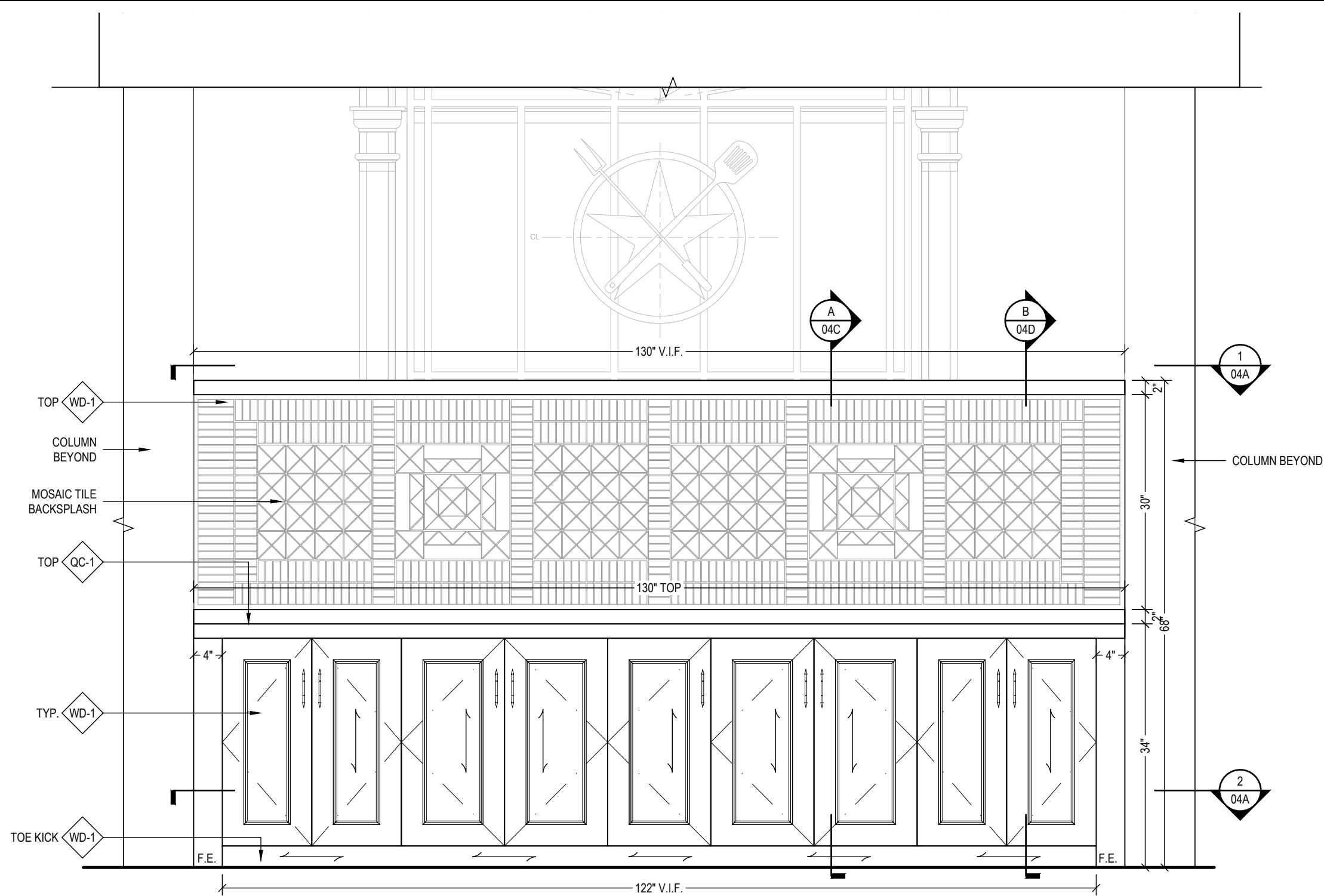
00CS	00FP1A	00RCP1A
	00FP2A	00RCP2A

GRADE REQUIREMENTS:		
<input type="checkbox"/> PREMIUM	<input checked="" type="checkbox"/> CUSTOM	<input type="checkbox"/> ECONOMY

**ALL V.I.F. DIMENSIONS TO BE
VERIFIED IN THE FIELD**

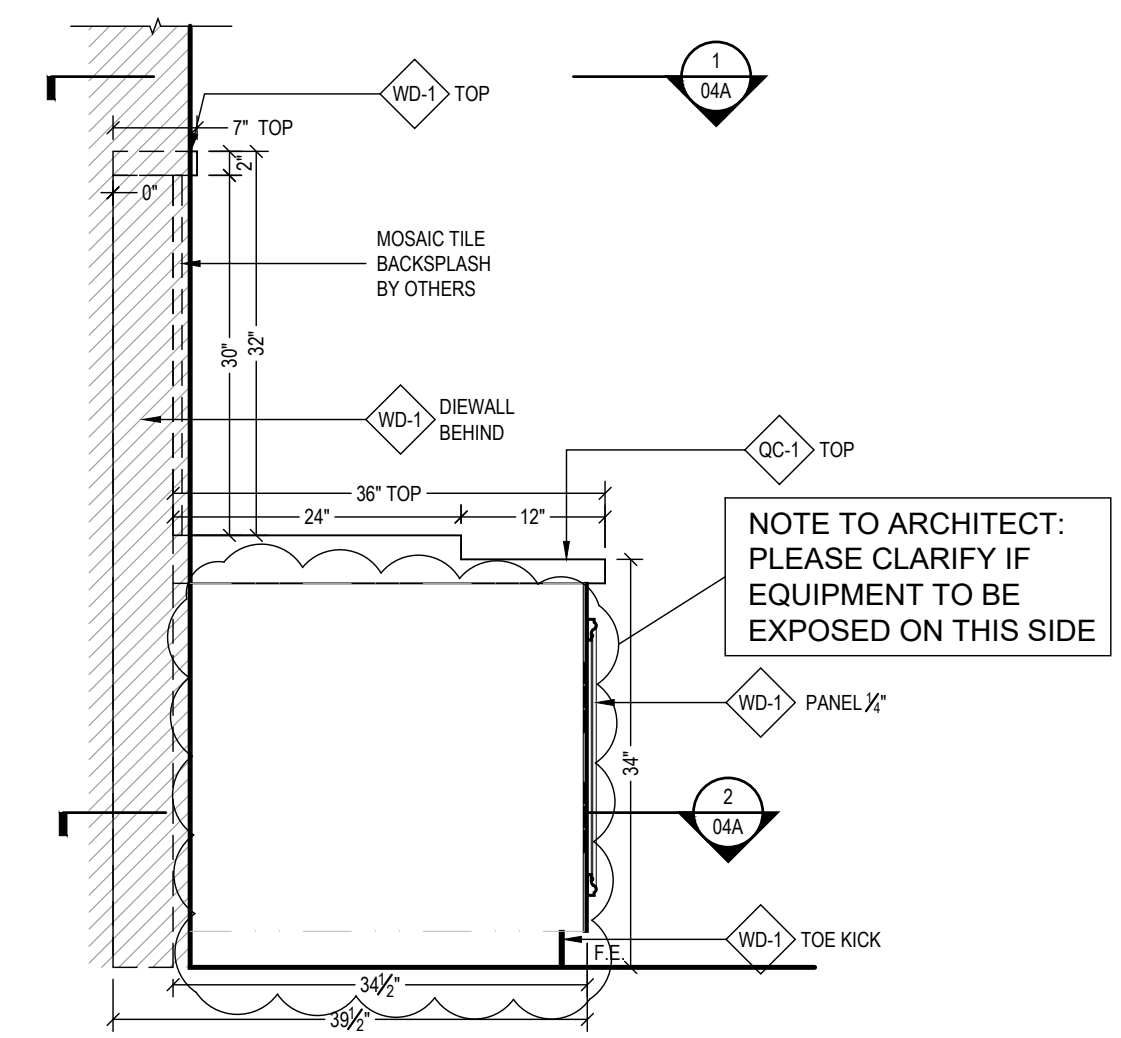
REV	DESCRIPTION	DATE	INT
A	REVISED PER REDLINES DATE 09/30/19	11/04/19	HD
B	REVISED FOR CORRECTION	11/21/19	HD
C			
D			
E			
F			

Architect Name and Address	
G.C Name and Address	
Project Name and Address	BAY LAKE, FLORIDA 32830
Scope Description	AREA LEVEL 1 GROUP DINING ROOM 103 SERIES SOUTH BEVERAGE STATION
Drawn By	Date
HD	09/27/19
Project #	Submittal #
3403	01
Drawing #	
04A	



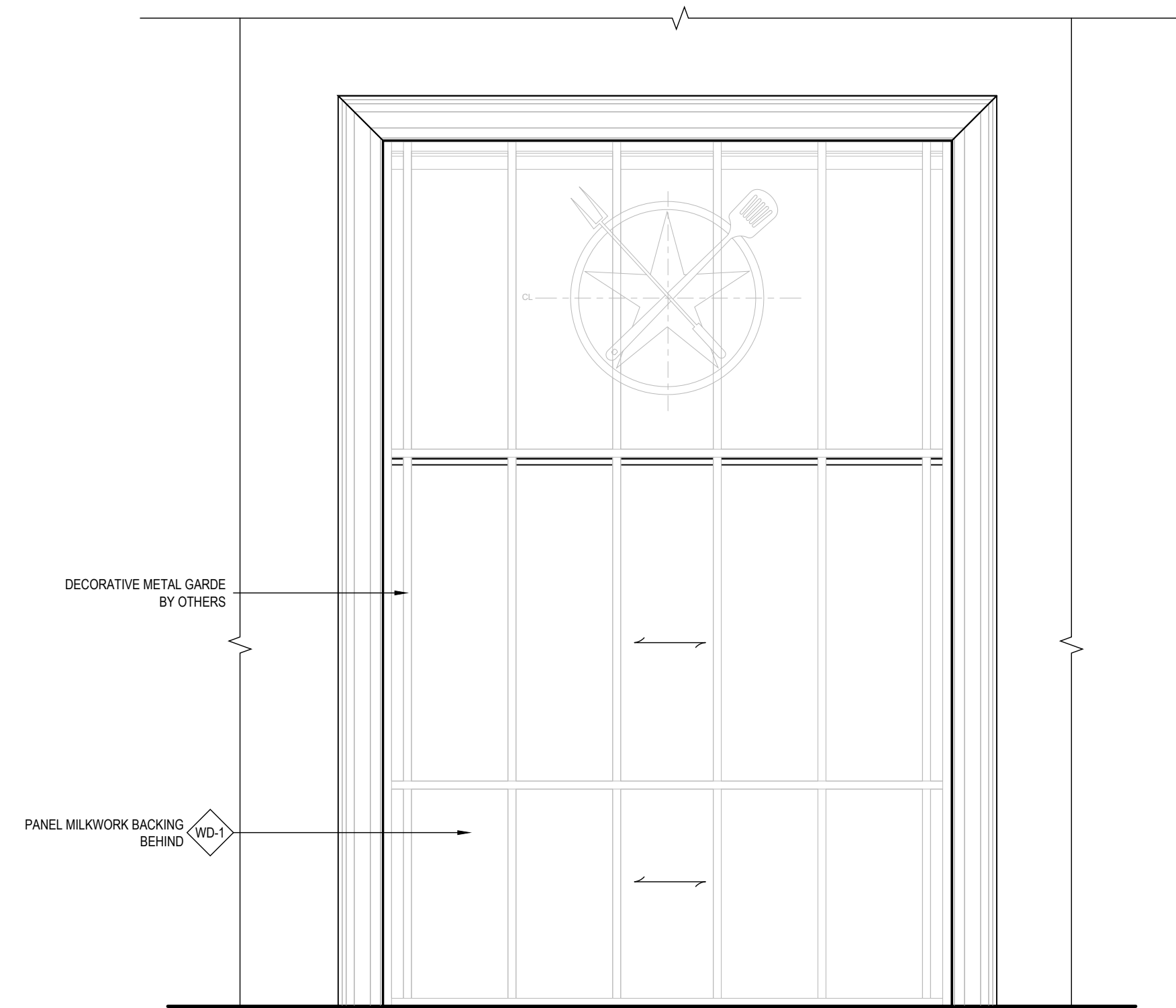
3 ELEVATION - DINING ROOM 103
 SCALE: 3/4"=1'-0" ARCH REF: E4/A-321

NOTE TO ARCHITECT:
 ARCH. ELEVATION IS NOT CONSISTANT WITH
 ELEVATION PROVIDED BY FOOD SERVICE
 EQUIPMENT DRAWINGS. DRAWN TO MATCH
 ARCH. ELEVATION.PLEASE VERIFY.



4 SIDE ELEVATION - DINING ROOM 103
 SCALE: 3/4"=1'-0" ARCH REF: NONE

NOTE TO ARCHITECT:
 PLEASE CLARIFY IF
 EQUIPMENT TO BE
 EXPOSED ON THIS SIDE



5 ELEVATION - DINING ROOM 103
 SCALE: 3/4"=1'-0" ARCH REF: E4/A-321

FINISH SCHEDULE	
QC-1	QUARTZ - CHARCOAL SOAPSTONE
	COSENTINO - SUEDE / MATTE FINISH
WD-1	HARDWOOD & VENEER
	FINISHED TO MATCH TOPICS CHERRY NATURAL

HARDWARE SCHEDULE

REV	DESCRIPTION
A	REVISED PER REDLINES DATE 09/30/19
B	REVISED FOR CORRECTION
C	
D	
E	
F	

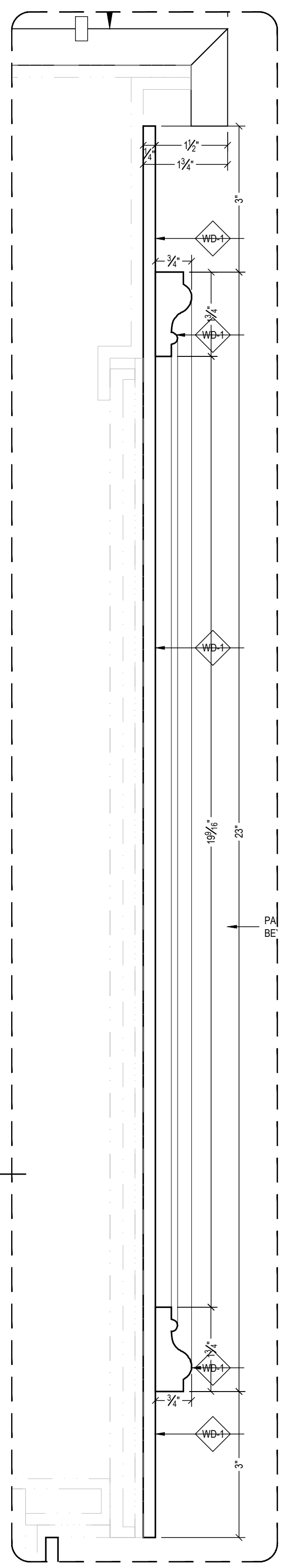
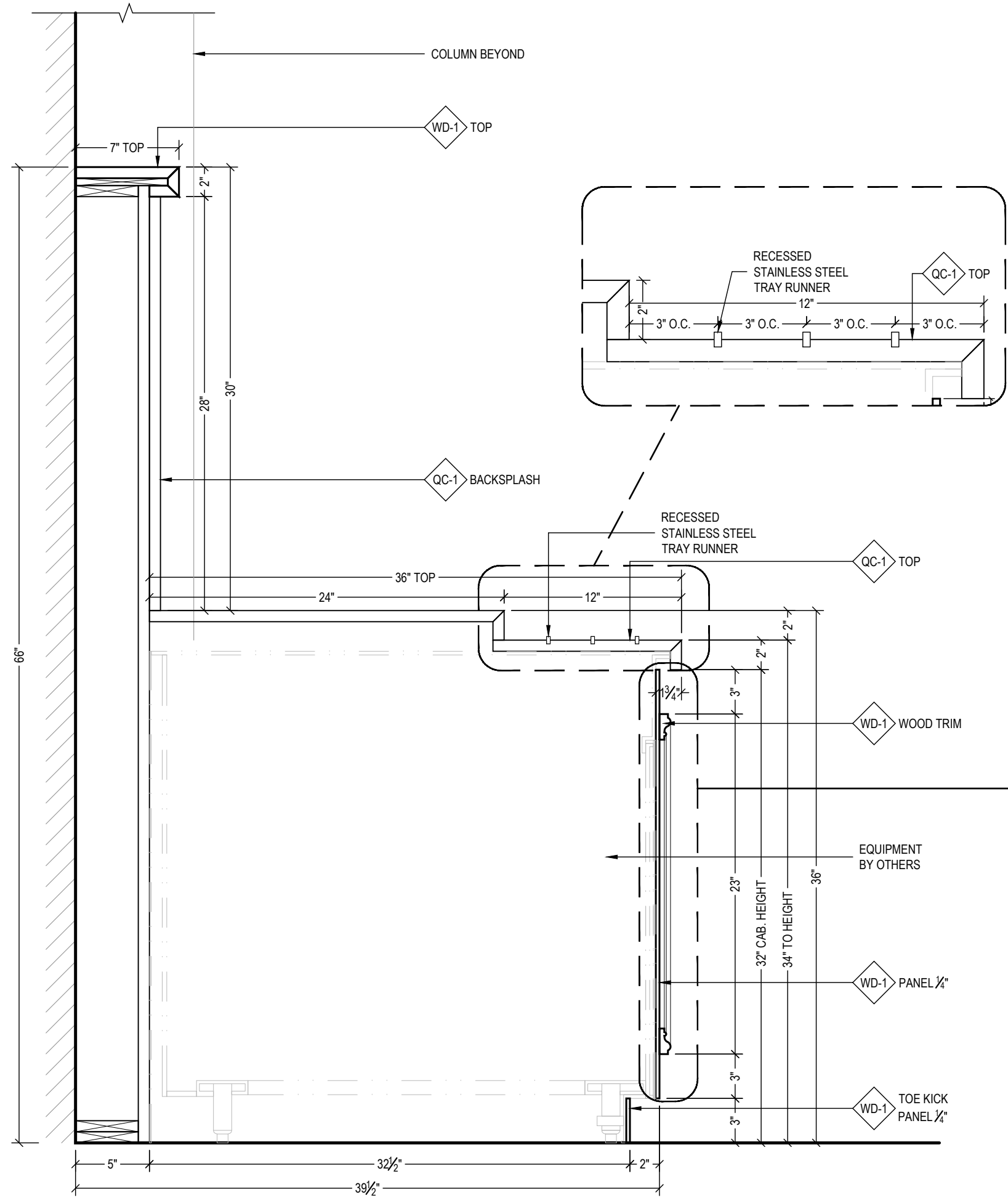
NOTE TO ARCHITECT / GC:
 TO COMPLY WITH ADA BUILDING
 STANDARD KNEE CLEARANCE MUST
 BE 29" (PLEASE CONFIRM).

00CS	00FP1A	00RCP1A
	00FP2A	00RCP2A

GRADE REQUIREMENTS:
 PREMIUM CUSTOM ECONOMY

**ALL V.I.F. DIMENSIONS TO BE
 VERIFIED IN THE FIELD**

INT	DATE	DESCRIPTION	REV	Architect Name and Address	G.C Name and Address	Project Name and Address	Scope Description	Area	Group	Series	Drawn By	Date	Project #	Submittal #	Drawing #
HD	11/04/19		A			BAY LAKE, FLORIDA 32830	LEVEL 1		DINING ROOM 103	SOUTH BEVERAGE STATION	HD	09/27/19	3403	01	04B
HD	11/21/19		B												
			C												
			D												
			E												
			F												



A SECTION
SCALE: 1-1/2"=1'-0" ARCH REF: D5/A-602

FINISH SCHEDULE	
QC-1	QUARTZ - CHARCOAL SOAPSTONE
	COSENTINO - SUEDE / MATTE FINISH
WD-1	HARDWOOD & VENEER
	FINISHED TO MATCH TOPICS CHERRY NATURAL

HARDWARE SCHEDULE

REV	DESCRIPTION	DATE	INT
A	REVESED PER REDLINES DATE 09/30/19	11/04/19	HD
B	REVISED FOR CORRECTION	11/21/19	HD
C			
D			
E			
F			

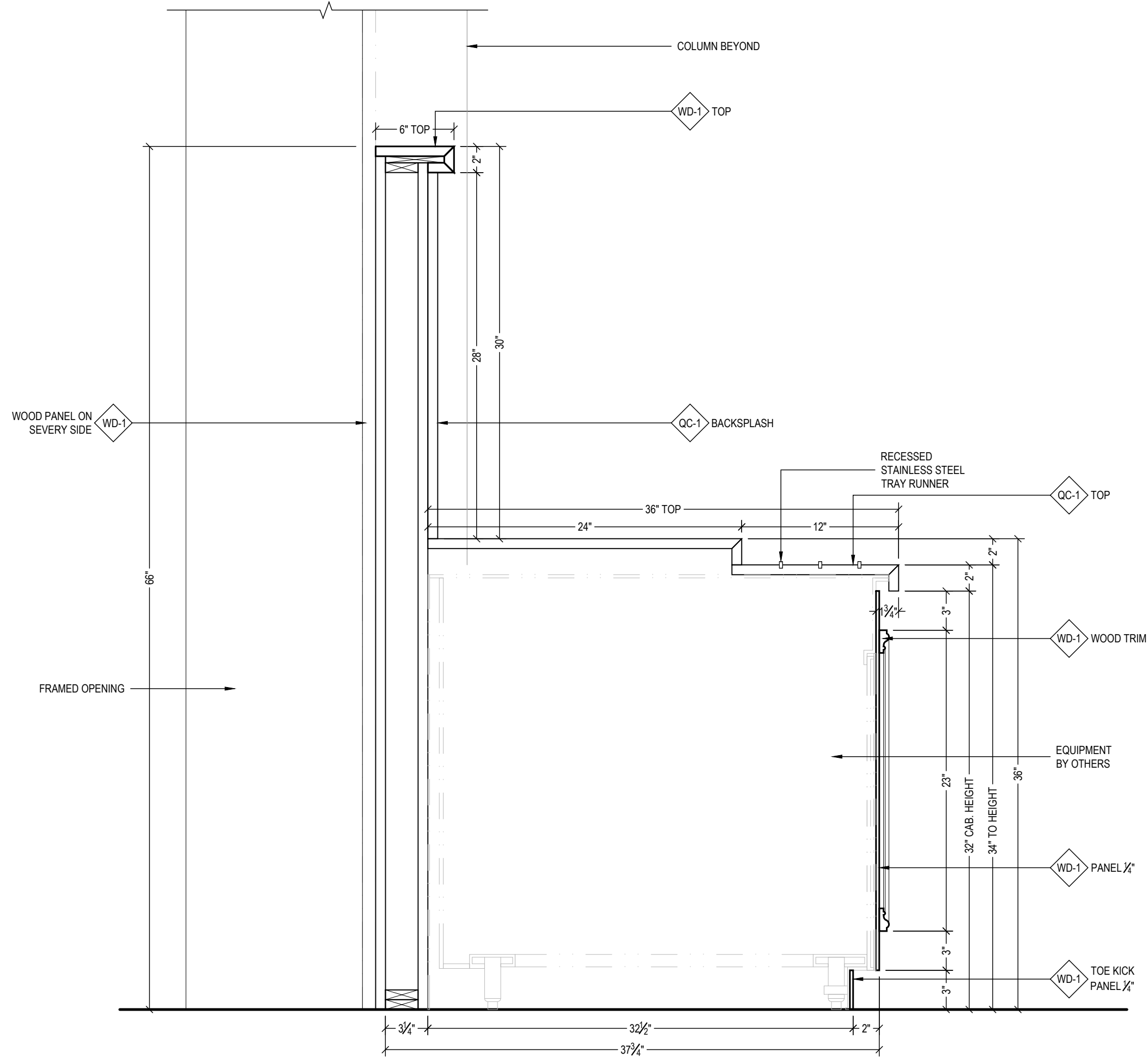
NOTE TO ARCHITECT / GC:
TO COMPLY WITH ADA BUILDING
STANDARD KNEE CLEARANCE MUST
BE 29" (PLEASE CONFIRM).

00CS	00FP1A 00FP2A	00RCP1A 00RCP2A
------	------------------	--------------------

GRADE REQUIREMENTS:
 PREMIUM CUSTOM ECONOMY

**ALL V.I.F. DIMENSIONS TO BE
VERIFIED IN THE FIELD**

Project Name and Address		G.C Name and Address		Architect Name and Address	
BAY LAKE, FLORIDA 32830					
Scope Description	AREA	GROUP	SERIES	Drawn By	Date
LEVEL 1	DINING ROOM 103	SOUTH BEVERAGE STATION		HD	09/27/19
				Project #	Submittal #
				3403	01
				Drawing #	
				04C	



B SECTION
 SCALE: 1-1/2"=1'-0" ARCH REF: D5/A-602

FINISH SCHEDULE	
QC-1	QUARTZ - CHARCOAL SOAPSTONE
	COSENTINO - SUEDE / MATTE FINISH
WD-1	HARDWOOD & VENEER
	FINISHED TO MATCH TOPICS CHERRY NATURAL

HARDWARE SCHEDULE

NOTE TO ARCHITECT / GC:
 TO COMPLY WITH ADA BUILDING
 STANDARD KNEE CLEARANCE MUST
 BE 29" (PLEASE CONFIRM).

00CS	00FP1A 00FP2A	00RCP1A 00RCP2A
------	------------------	--------------------

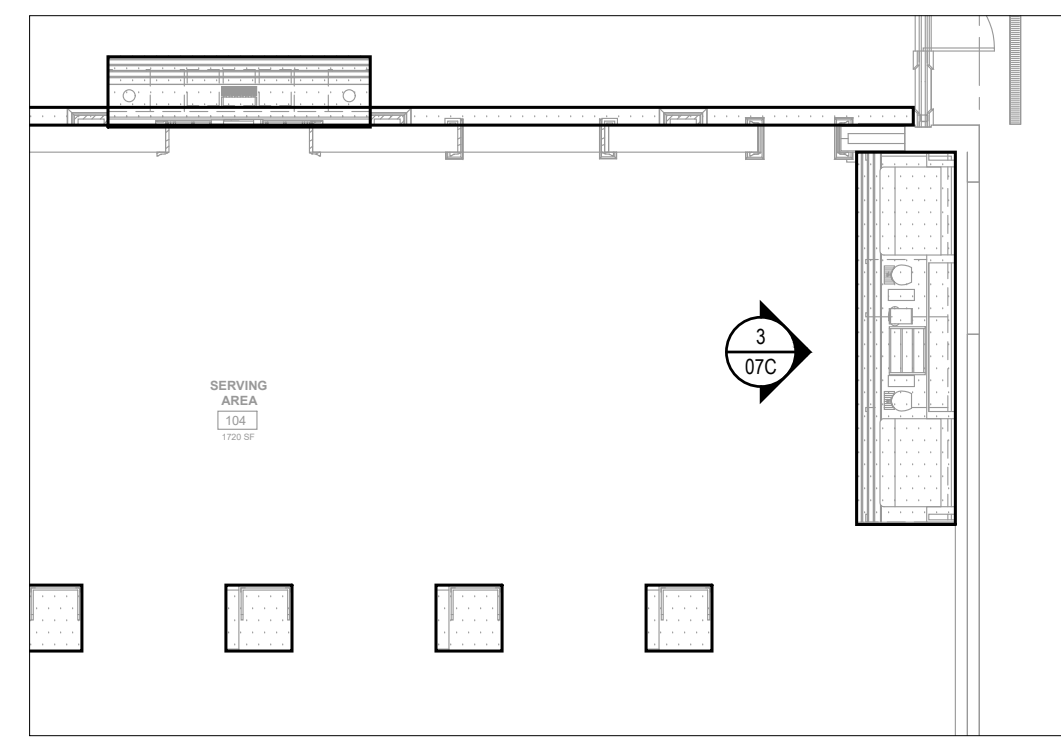
GRADE REQUIREMENTS:

<input type="checkbox"/> PREMIUM	<input checked="" type="checkbox"/> CUSTOM	<input type="checkbox"/> ECONOMY
----------------------------------	--	----------------------------------

**ALL V.I.F. DIMENSIONS TO BE
 VERIFIED IN THE FIELD**

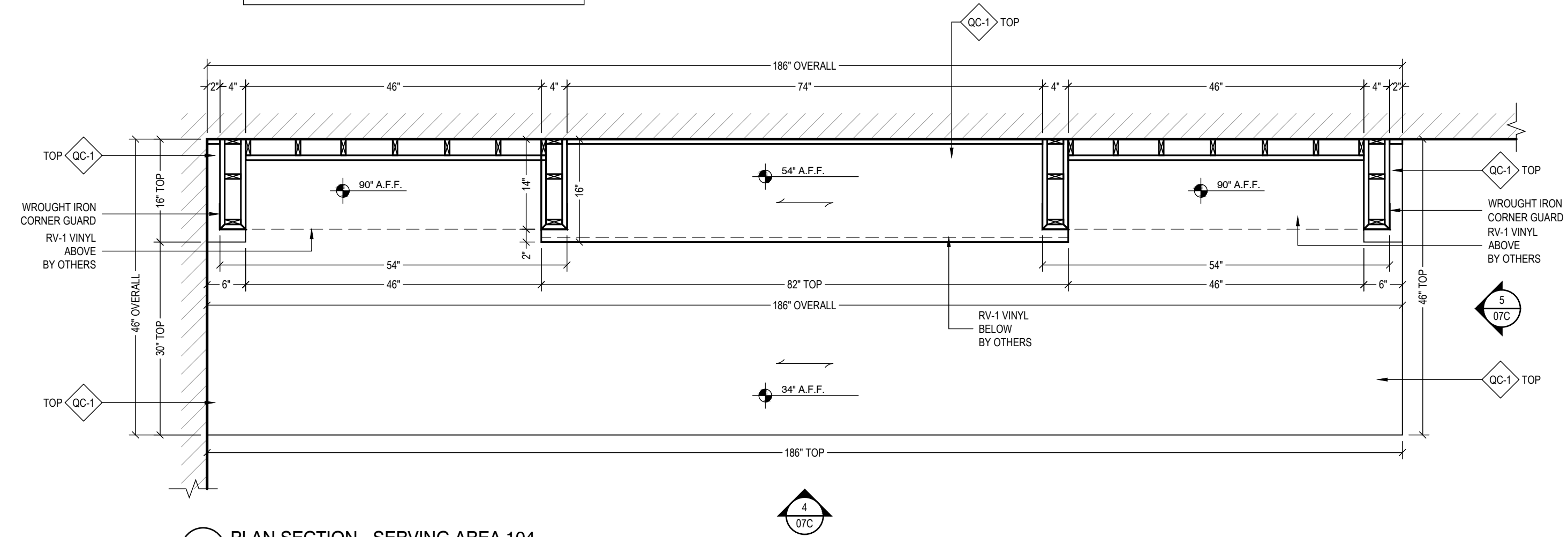
REV	DESCRIPTION	DATE	INT
A	REVISED PER REDLINES DATE 09/30/19	11/04/19	HD
B	REVISED FOR CORRECTION	11/21/19	HD
C			
D			
E			
F			

Architect Name and Address	G.C Name and Address	Project Name and Address	Scope Description
		BAY LAKE, FLORIDA 32830	AREA LEVEL 1 GROUP DINING ROOM 103 SERIES SOUTH BEVERAGE STATION
Drawn By	Date	Project #	Submittal #
HD	09/27/19	3403	01
Drawing #			
04D			

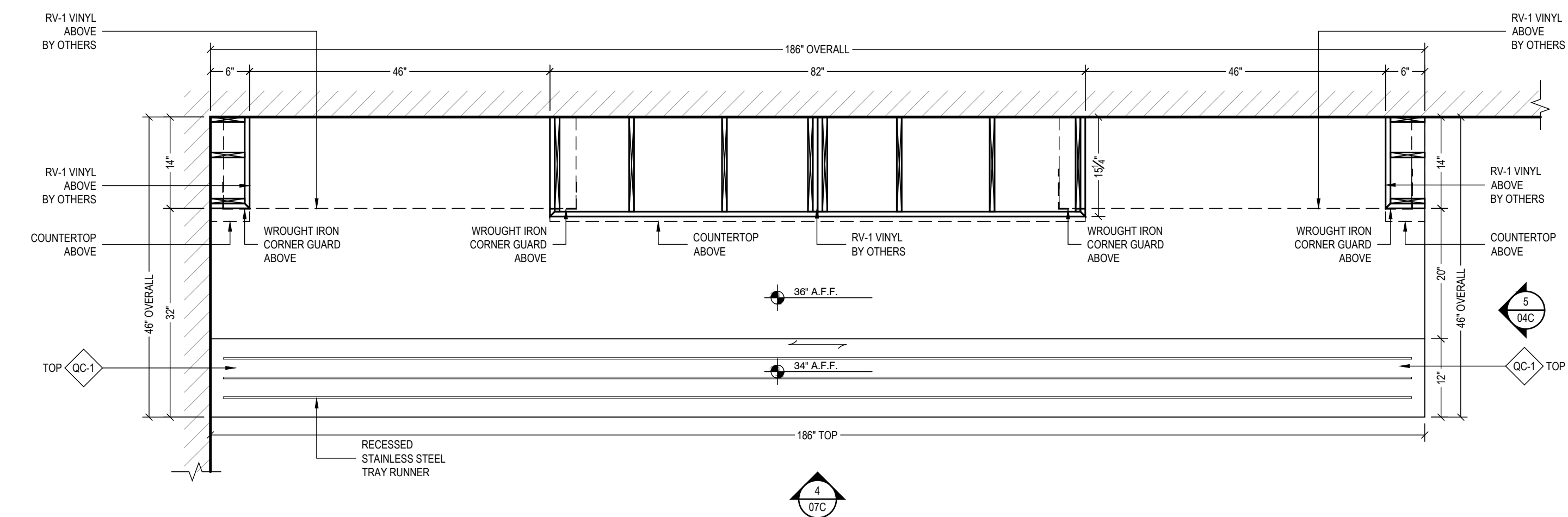


K1 LOCATION PLAN - AREA A
SCALE: 1/8"=1'-0" ARCH REF: A5/A-111

REDLINE NOTE
WDI TO CONFIRM DESIGN SCOPE
FOR SERVING AREA MILLWORK



1 PLAN SECTION - SERVING AREA 104
SCALE: 3/4"=1'-0" ARCH REF: E6/A-321



2 PLAN SECTION - SERVING AREA 104
SCALE: 3/4"=1'-0" ARCH REF: E6/A-321

FINISH SCHEDULE	
QC-1	QUARTZ - CHARCOAL SOAPSTONE
	COSENTINO - SUEDE / MATTE FINISH
SSM-1	SOLID SURFACE - 2CM
	CORIAN - ALLSPICE
SSM-2	SOLID SURFACE - 1/2"
	LG HAUSYS - HI-MACS

HARDWARE SCHEDULE

NOTE TO ARCHITECT / GC:
TO COMPLY WITH ADA BUILDING
STANDARD KNEE CLEARANCE MUST
BE 29" (PLEASE CONFIRM).

00CS	00FP1A 00FP2A	00RCP1A 00RCP2A
------	------------------	--------------------

GRADE REQUIREMENTS:		
<input type="checkbox"/> PREMIUM	<input checked="" type="checkbox"/> CUSTOM	<input type="checkbox"/> ECONOMY

**ALL V.I.F. DIMENSIONS TO BE
VERIFIED IN THE FIELD**

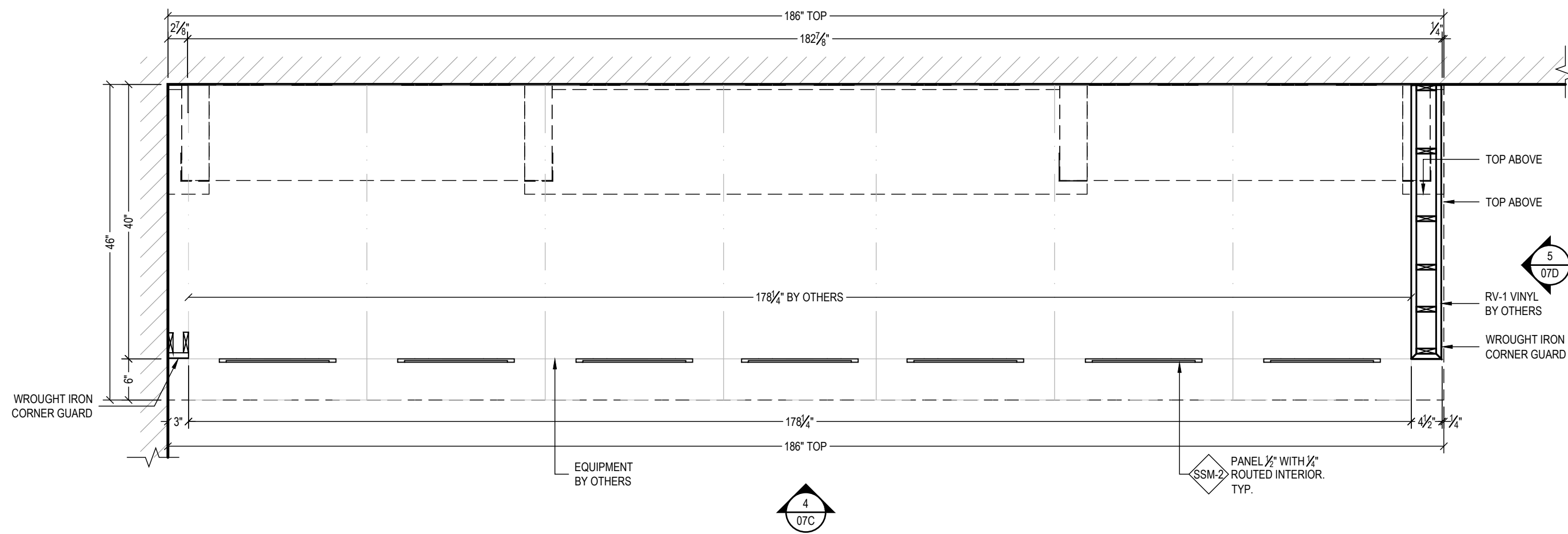
REV	DESCRIPTION	DATE	INT
A	REVISED PER REDLINES DATE 09/30/19	11/04/19	HD
B	REVISED FOR CORRECTION	11/21/19	HD
C			
D			
E			
F			

Scope Description	Area	Group	Series
LEVEL 1	AREA	GROUP	SERIES
SERVING AREA 104		SERVING AREA 104	EAST SERVERY STATION

Project Name and Address	G.C Name and Address	Architect Name and Address
BAY LAKE, FLORIDA 32830		

Drawn By	Date
HD	09/27/19
Project #	Submittal #
3403	01
Drawing #	
07A	

REDLINE NOTE
WDI TO CONFIRM DESIGN SCOPE
FOR SERVING AREA MILLWORK



3 PLAN SECTION - SERVING AREA 104
SCALE: 3/4" = 1'-0" ARCH REF: E6/A-321

FINISH SCHEDULE

QC-1	QUARTZ - CHARCOAL SOAPSTONE
	COSENTINO - SUEDE / MATTE FINISH
SSM-1	SOLID SURFACE - 2CM
	CORIAN - ALLSPICE
SSM-2	SOLID SURFACE - 1/2"
	LG HAUSYS - HI-MACS

HARDWARE SCHEDULE

REV	DESCRIPTION	DATE	INT
A	REVISED PER REDLINES DATE 09/30/19	11/04/19	HD
B	REVISED FOR CORRECTION	11/21/19	HD
C			
D			
E			
F			

NOTE TO ARCHITECT / GC:
TO COMPLY WITH ADA BUILDING
STANDARD KNEE CLEARANCE MUST
BE 29" (PLEASE CONFIRM).

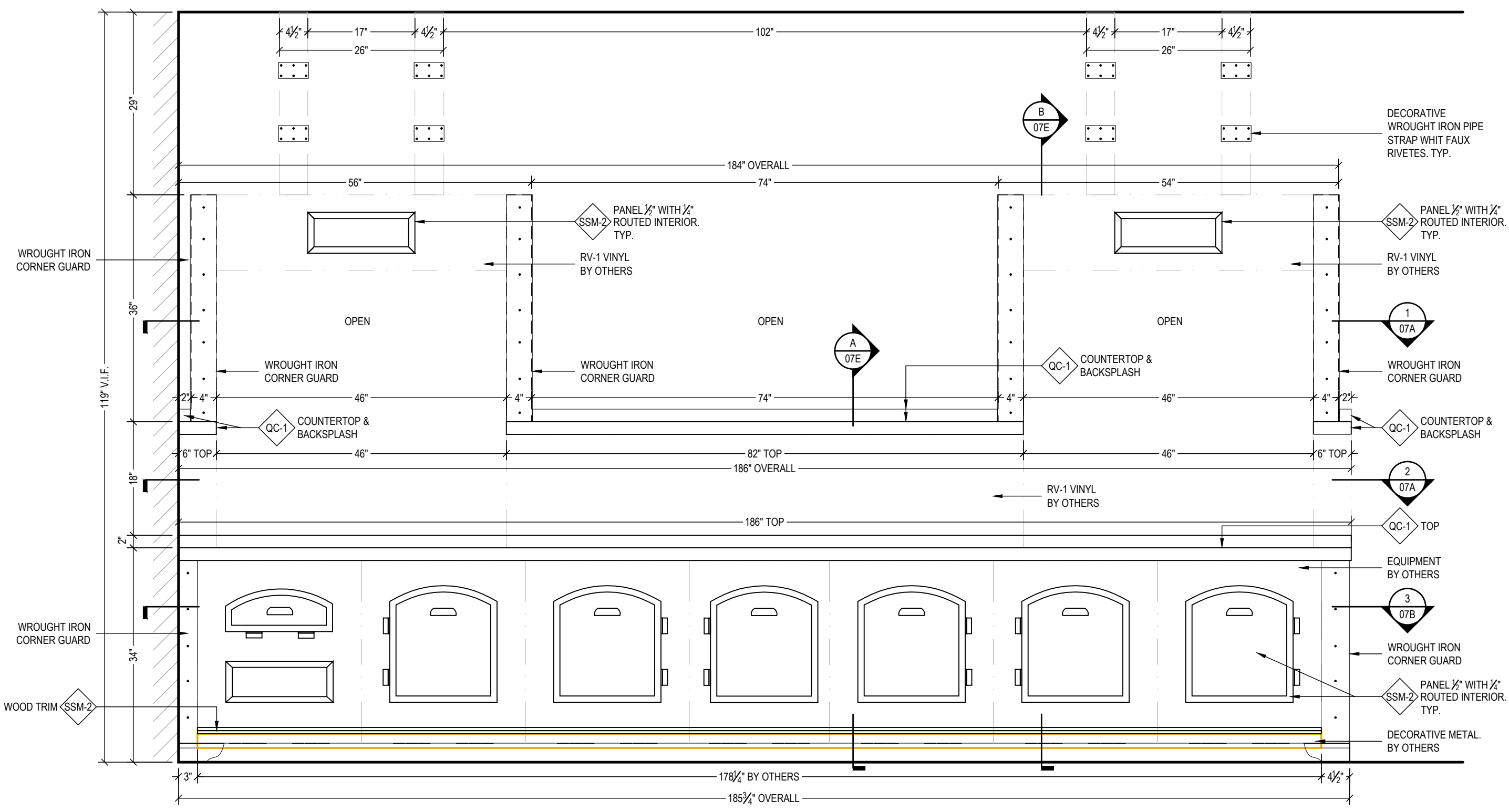
00CS	00FP1A 00FP2A	00RCP1A 00RCP2A
------	------------------	--------------------

GRADE REQUIREMENTS:
 PREMIUM CUSTOM ECONOMY

**ALL V.I.F. DIMENSIONS TO BE
VERIFIED IN THE FIELD**

Project Name and Address	G.C Name and Address	Architect Name and Address	REV	DESCRIPTION	DATE	INT
BAY LAKE, FLORIDA 32830			A	REVISED PER REDLINES DATE 09/30/19	11/04/19	HD
			B	REVISED FOR CORRECTION	11/21/19	HD
			C			
			D			
			E			
			F			
Scope Description						
AREA	LEVEL 1					
GROUP	SERVING AREA 104					
SERIES	EAST SERVERY STATION					
Drawn By	HD	Date	09/27/19			
Project #	3403	Submittal #	01			
Drawing #			07B			

REDLINE NOTE
WDI TO CONFIRM DESIGN SCOPE
FOR SERVING AREA MILLWORK



4 ELEVATION - SERVING AREA 104
SCALE: 3/4" = 1'-0" ARCH REF: E8/A-321

FINISH SCHEDULE	
QC-1	QUARTZ - CHARCOAL SOAPSTONE
	COSENTINO - SUEDE / MATTE FINISH
SSM-1	SOLID SURFACE - 2CM
	CORIAN - ALLSPICE
SSM-2	SOLID SURFACE - 1/2"
	LG HAUSYS - HI-MACS

HARDWARE SCHEDULE

REV	DESCRIPTION	DATE	INT
A	REVISED PER REDLINES DATE 09/30/19	11/04/19	HD
B	REVISED FOR CORRECTION	11/21/19	HD
C			
D			
E			
F			

NOTE TO ARCHITECT / GC:
TO COMPLY WITH ADA BUILDING
STANDARD KNEE CLEARANCE MUST
BE 29" (PLEASE CONFIRM).

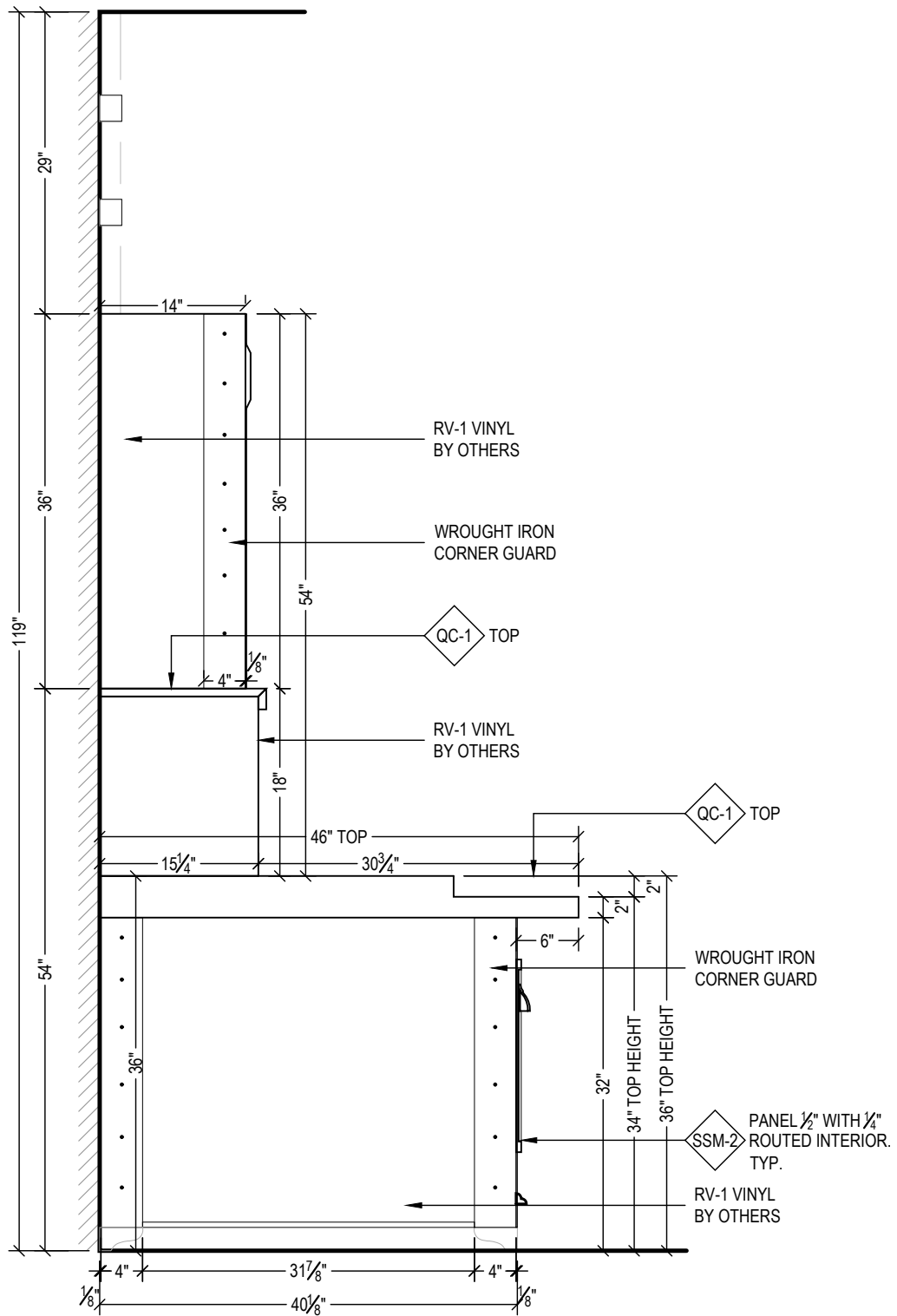
00CS	00FP1A	00RCP1A
	00FP2A	00RCP2A

GRADE REQUIREMENTS:
 PREMIUM CUSTOM ECONOMY

**ALL V.I.F. DIMENSIONS TO BE
VERIFIED IN THE FIELD**

Architect Name and Address	G.C Name and Address	Project Name and Address	Scope Description	Drawn By	Date
		BAY LAKE, FLORIDA 32830	AREA LEVEL 1 GROUP SERVING AREA 104 SERIES EAST SERVERY STATION	HD	09/27/19
				Project #	Submittal #
				3403	01
				Drawing #	
				07C	

REDLINE NOTE
WDI TO CONFIRM DESIGN SCOPE
FOR SERVING AREA MILLWORK



5 ELEVATION - SERVING AREA 104
SCALE: 3/4" = 1'-0" ARCH REF: NONE

FINISH SCHEDULE	
QC-1	QUARTZ - CHARCOAL SOAPSTONE
	COSENTINO - SUEDE / MATTE FINISH
SSM-1	SOLID SURFACE - 2CM
	CORIAN - ALLSPICE
SSM-2	SOLID SURFACE - 1/2"
	LG HAUSYS - HI-MACS

HARDWARE SCHEDULE

REV	DESCRIPTION	DATE	INT
A	REVISED PER REDLINES DATE 09/30/19	11/04/19	HD
B	REVISED FOR CORRECTION	11/21/19	HD
C			
D			
E			
F			

NOTE TO ARCHITECT / GC:
TO COMPLY WITH ADA BUILDING
STANDARD KNEE CLEARANCE MUST
BE 29" (PLEASE CONFIRM).

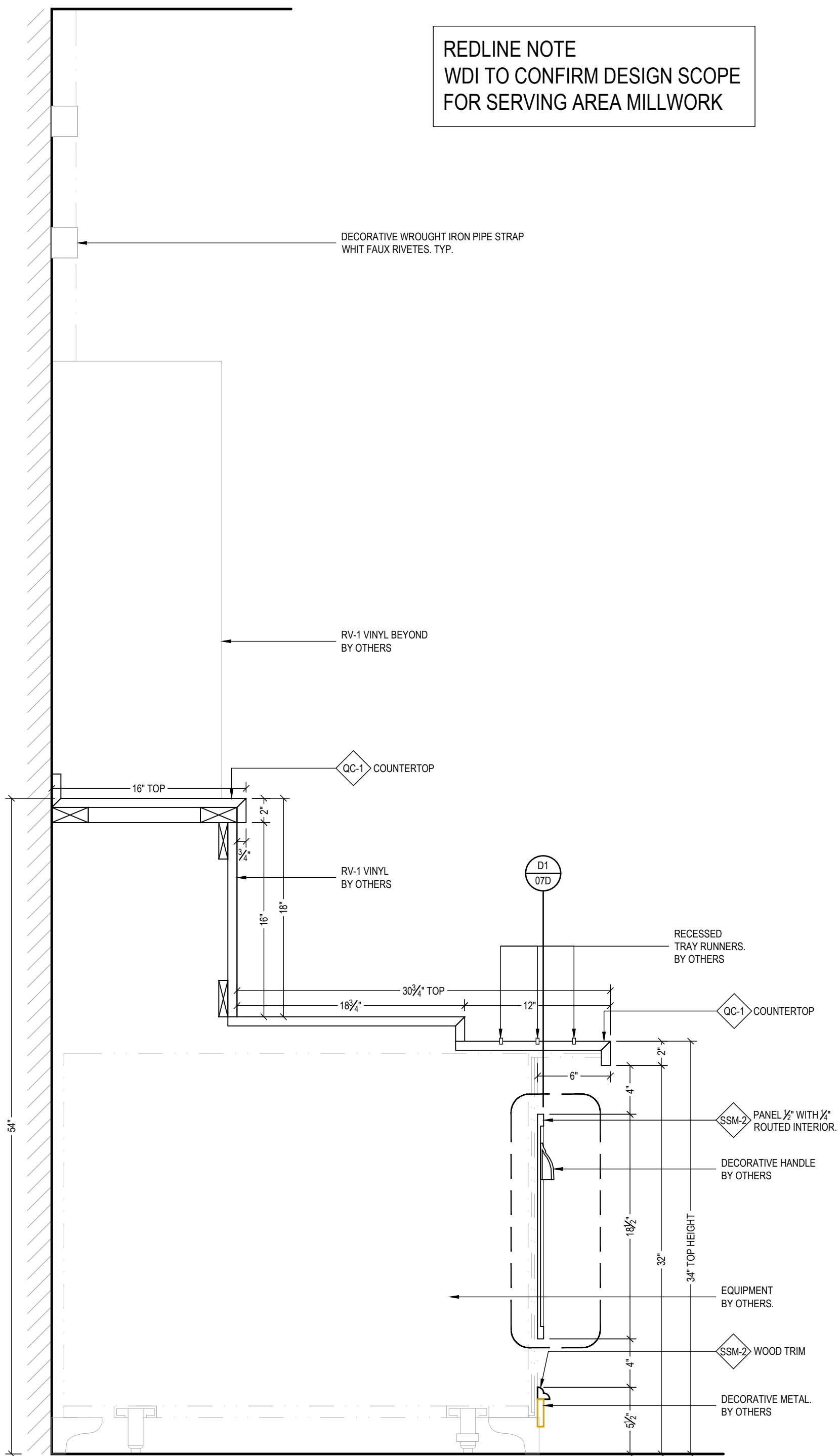
00CS	00FP1A 00FP2A	00RCP1A 00RCP2A
------	------------------	--------------------

GRADE REQUIREMENTS:		
<input type="checkbox"/> PREMIUM	<input checked="" type="checkbox"/> CUSTOM	<input type="checkbox"/> ECONOMY

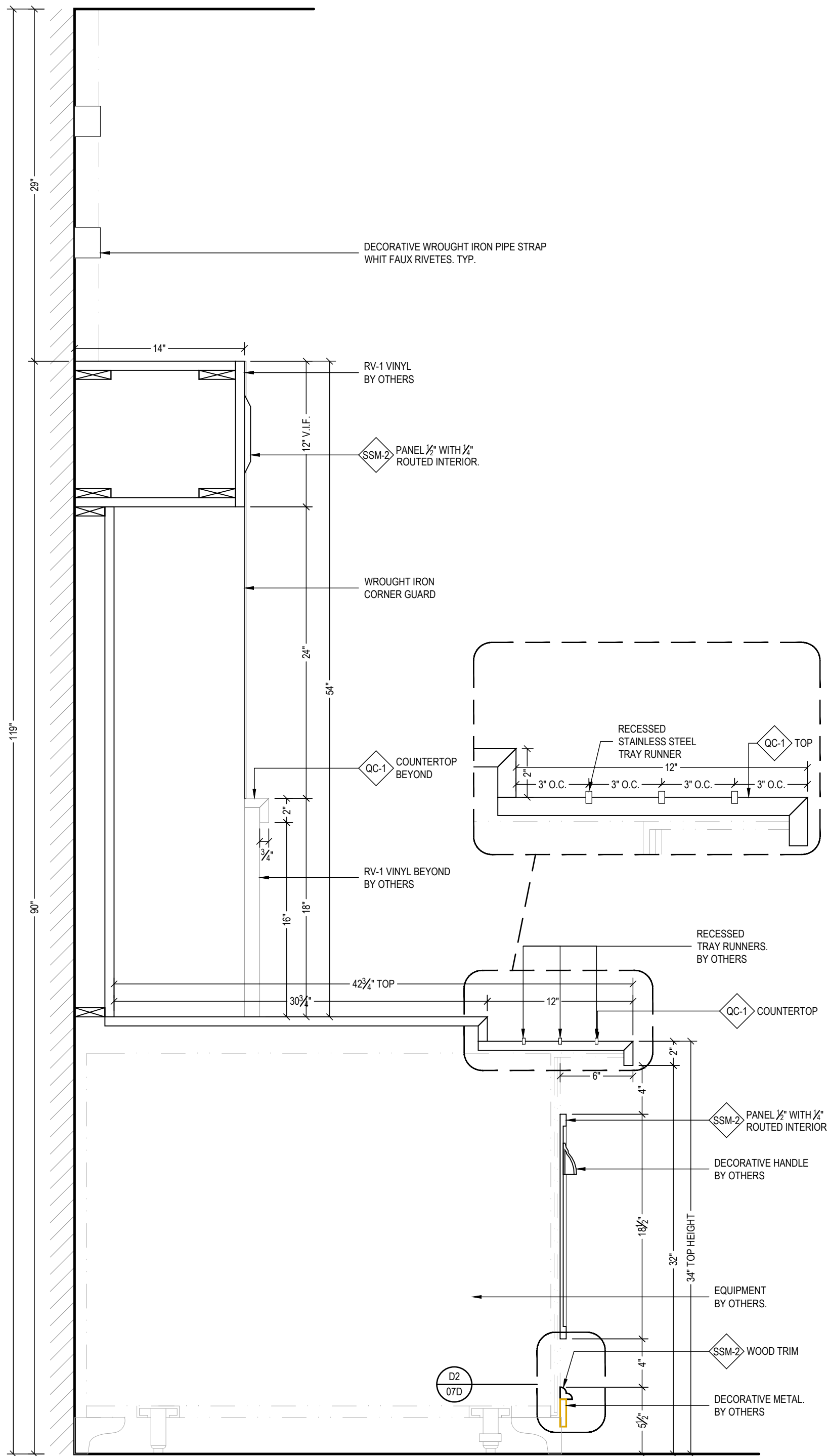
ALL V.I.F. DIMENSIONS TO BE
VERIFIED IN THE FIELD

Scope Description		Project Name and Address		G.C Name and Address		Architect Name and Address	
AREA	LEVEL 1	BAY LAKE, FLORIDA 32830					
GROUP	SERVING AREA 104						
SERIES	EAST SERVERY STATION						
Drawn By	HD	Date	09/27/19				
Project #	3403	Submittal #	01				
Drawing #		07D					

REDLINE NOTE
WDI TO CONFIRM DESIGN SCOPE
FOR SERVING AREA MILLWORK



A SECTION
SCALE: 1-1/2"=1'-0" ARCH REF: D5/A-602



A SECTION
SCALE: 1-1/2"=1'-0" ARCH REF: D5/A-602

FINISH SCHEDULE	
QC-1	QUARTZ - CHARCOAL SOAPSTONE
	COSENTINO - SUEDE / MATTE FINISH
SSM-1	SOLID SURFACE - 2CM
	CORIAN - ALLSPICE
SSM-2	SOLID SURFACE - 1/2"
	LG HAUSYS - HI-MACS

HARDWARE SCHEDULE

REV	DESCRIPTION
A	REVISED PER REDLINES DATE 09/30/19
B	REVISED FOR CORRECTION
C	
D	
E	
F	

INT	DATE	DESCRIPTION
HD	11/04/19	
HD	11/21/19	

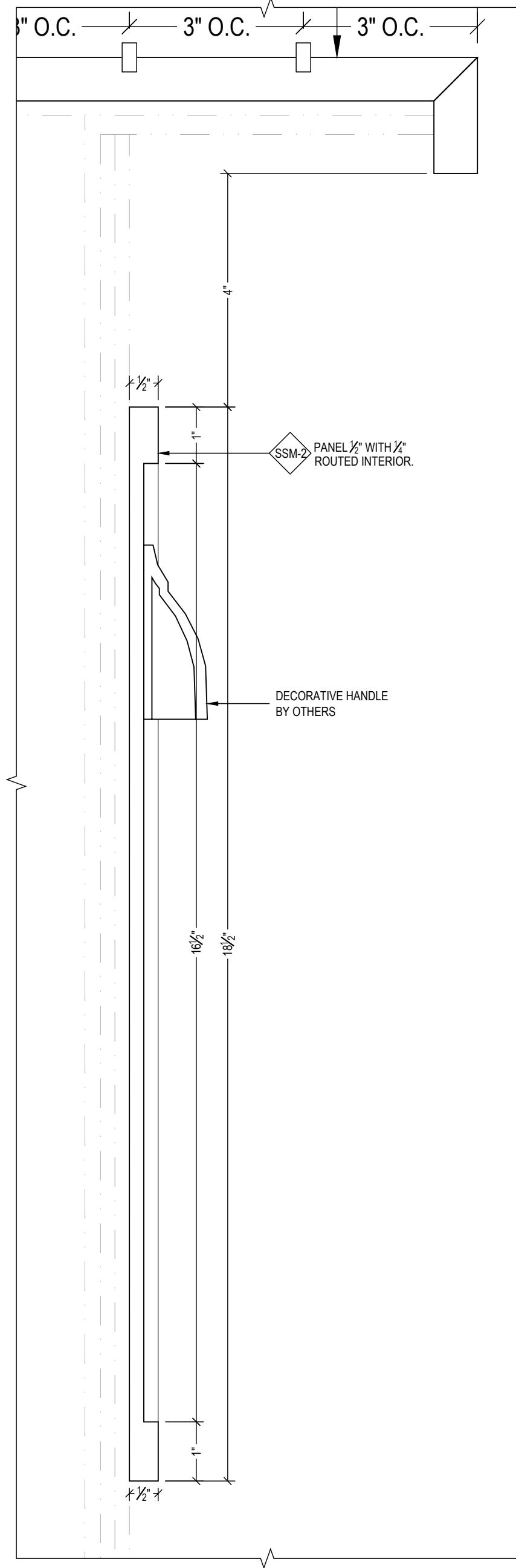
NOTE TO ARCHITECT / GC:
TO COMPLY WITH ADA BUILDING
STANDARD KNEE CLEARANCE MUST
BE 29" (PLEASE CONFIRM).

00CS	00FP1A 00FP2A	00RCP1A 00RCP2A
------	------------------	--------------------

GRADE REQUIREMENTS:
 PREMIUM CUSTOM ECONOMY

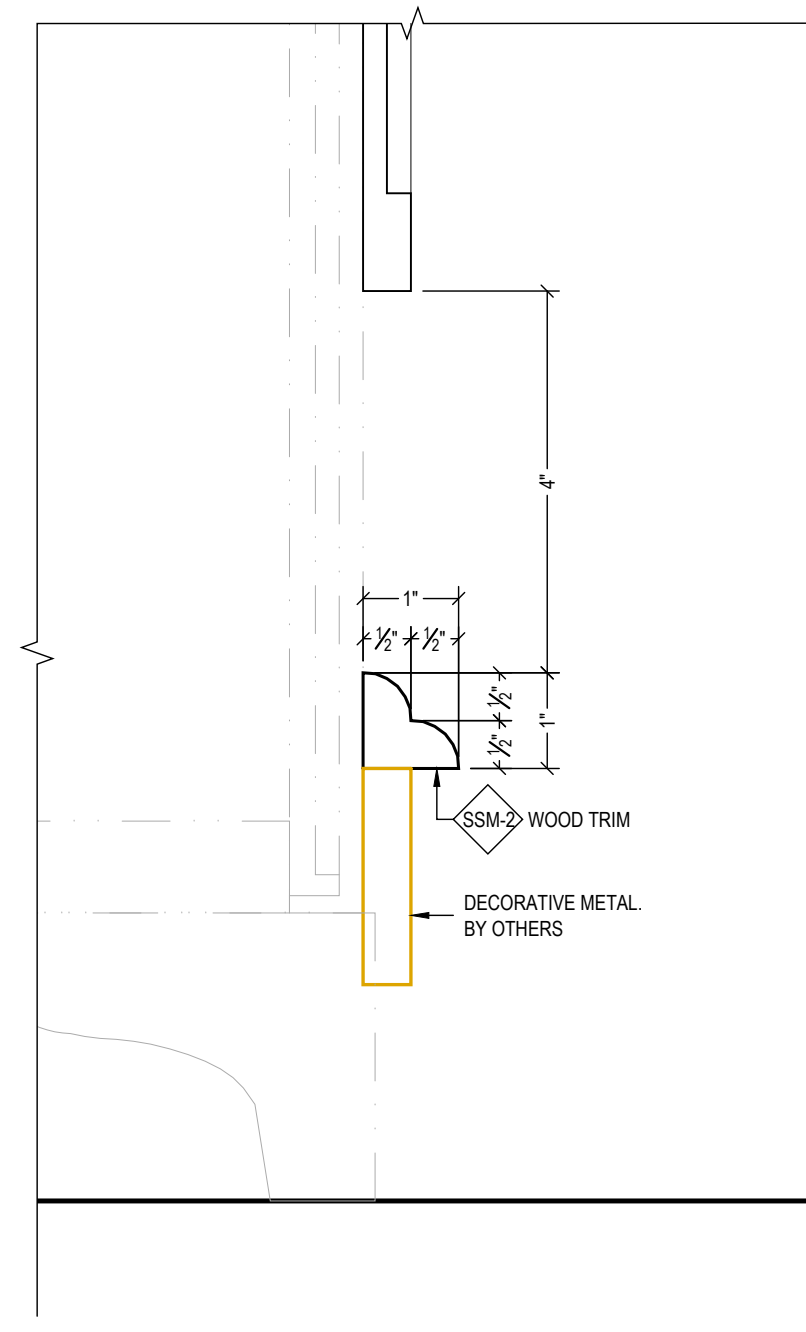
**ALL V.I.F. DIMENSIONS TO BE
VERIFIED IN THE FIELD**

Scope Description	Area	Group	Series
LEVEL 1		SERVING AREA 104	EAST SERVERY STATION
Project Name and Address BAY LAKE, FLORIDA 32830			
G.C Name and Address			
Architect Name and Address			
Drawn By HD		Date 09/27/19	
Project # 3403		Submittal # 01	
Drawing # 07E			



D1 DETAIL
SCALE: 6"=1'-0" ARCH REF: B2/A-404

REDLINE NOTE
WDI TO CONFIRM DESIGN SCOPE
FOR SERVING AREA MILLWORK



D2 DETAIL
SCALE: 6"=1'-0" ARCH REF: B2/A-404

FINISH SCHEDULE	
QC-1	QUARTZ - CHARCOAL SOAPSTONE
	COSENTINO - SUEDE / MATTE FINISH
SSM-1	SOLID SURFACE - 2CM
	CORIAN - ALLSPICE
SSM-2	SOLID SURFACE - 1/2"
	LG HAUSYS - HI-MACS

HARDWARE SCHEDULE

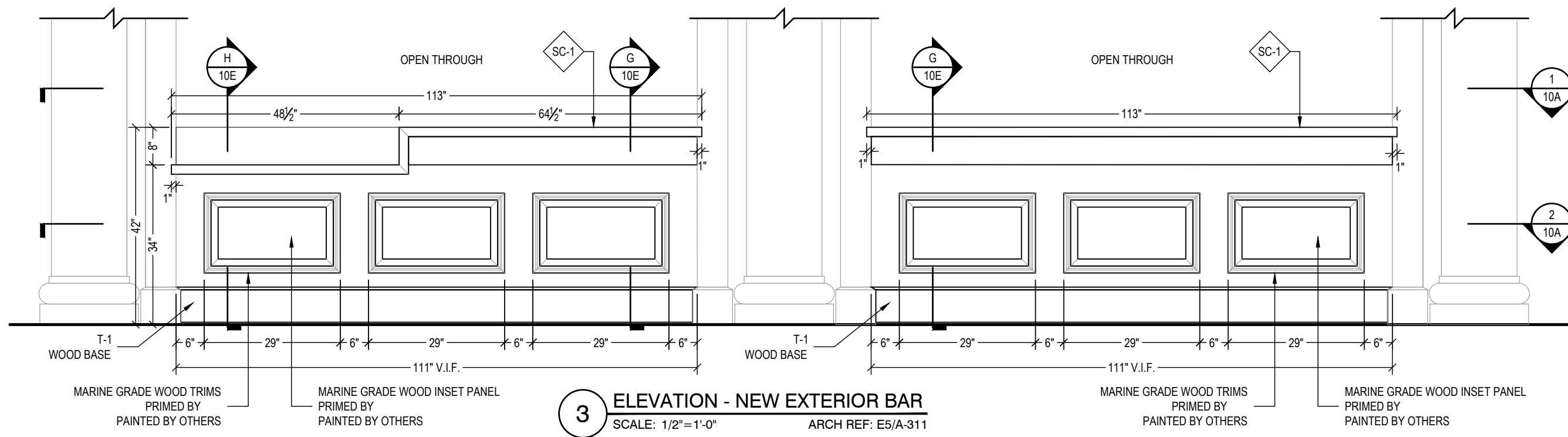
NOTE TO ARCHITECT / GC:
TO COMPLY WITH ADA BUILDING
STANDARD KNEE CLEARANCE MUST
BE 29" (PLEASE CONFIRM).

00CS	00FP1A 00FP2A	00RCP1A 00RCP2A
------	------------------	--------------------

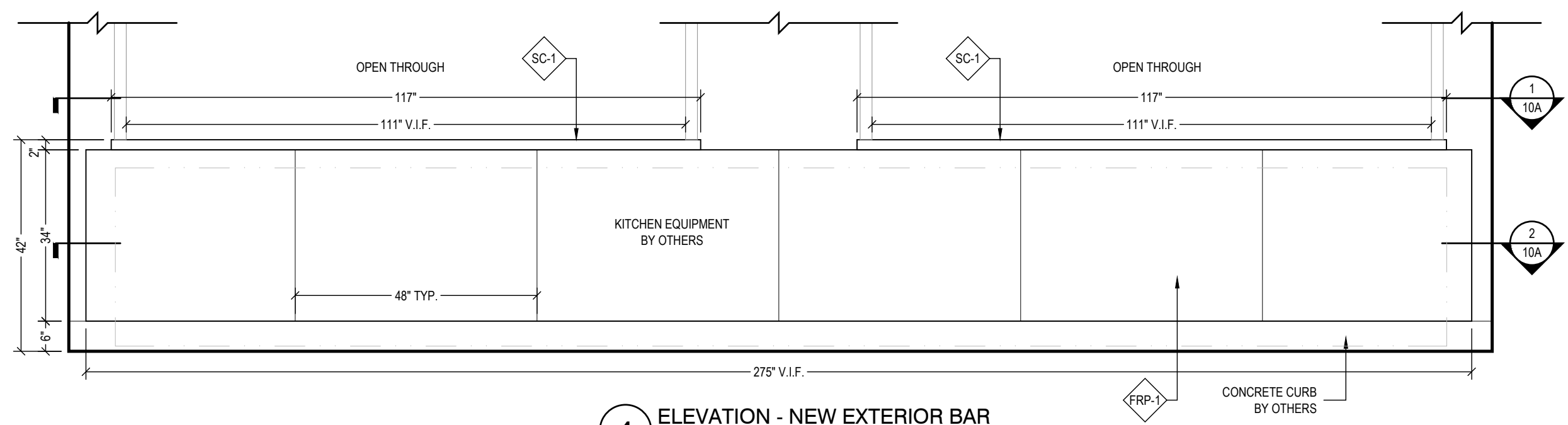
GRADE REQUIREMENTS:		
<input type="checkbox"/> PREMIUM	<input checked="" type="checkbox"/> CUSTOM	<input type="checkbox"/> ECONOMY

**ALL V.I.F. DIMENSIONS TO BE
VERIFIED IN THE FIELD**

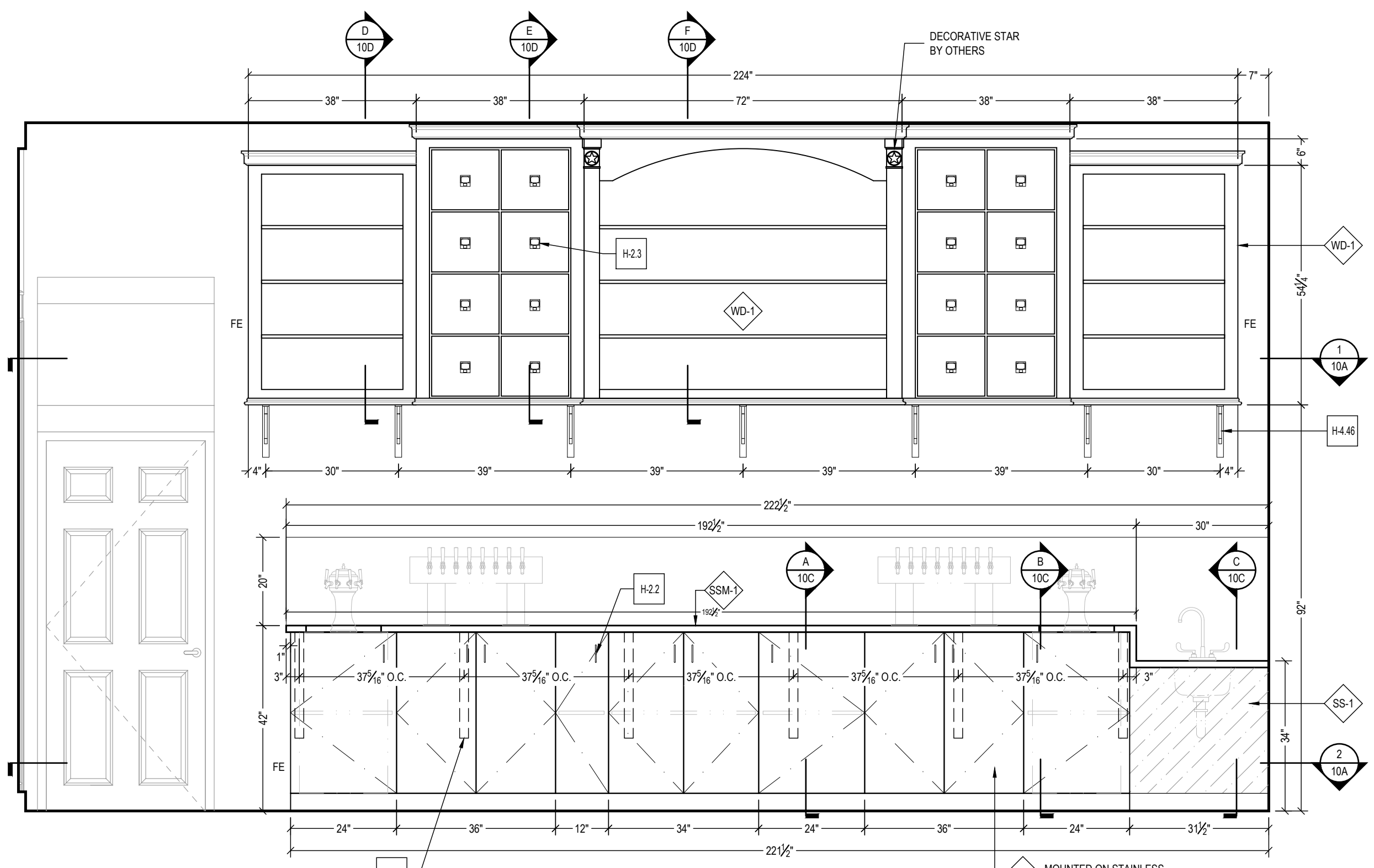
Scope Description		Project Name and Address		G.C Name and Address		Architect Name and Address	
AREA	LEVEL 1	BAY LAKE, FLORIDA 32830					
GROUP	SERVING AREA 104						
SERIES	EAST SERVERY STATION						
Drawn By	Date						
HD	09/27/19						
Project #	Submittal #						
3403	01						
Drawing #							
07F							



3 ELEVATION - NEW EXTERIOR BAR
SCALE: 1/2"=1'-0" ARCH REF: E5/A-311



4 ELEVATION - NEW EXTERIOR BAR
SCALE: 1/2"=1'-0" ARCH REF: E4/A-320



5 ELEVATION - BACK BAR
SCALE: 1/2"=1'-0" ARCH REF: E7/A-320

FINISH SCHEDULE	
FRP-1	FIBERGLASS REINFORCED PANEL COLOR TBD
MEL-1	INTERIOR CABINET FINISH MELAMINE: COLOR BLACK
PL-1	HIGH PRESSURE PLASTIC LAMINATE PLEASE PROVIDE FINISH
SC-1	SINTERED STONE - 1/2" SLAB NEOLITH - ASPEN GRAY SILK
SSM-1	SOLID SURFACE - 2CM CORIAN - ALLSPICE
SS-1	STAINLESS STEEL PLEASE PROVIDE FINISH
WD-1	HARDWOOD & VENEER FINISHED TO MATCH TOPICS CHERRY NATURAL

HARDWARE SCHEDULE	
H-1.0	HINGE 75T1580 - ITEM #153168015 PLATE BLUM 174H7100E - ITEM #153168016
H-2.2	NORMANDY CABINET PULL - 3 3/4" PLEASE REFER TO RFI # XX
H-2.3	MARELLA SOLID BRASS LABEL HOLDER & PULL PLEASE REFER TO RFI # XX
H-4.0	SUPPORTS - ITEM #153187029 STANDARD SHELF SUPPORT 5mm X 24mm 282.40.708
H-4.46	SHELF SUPPORT VAN DYKES RESTORERS IRON SINGLE BRACE BRACKET
H-7.168	A&M CONCEALED BRACKET - PART #163219145 2" - C/LAT24, BLACK

NOTE TO ARCHITECT / GC:
TO COMPLY WITH ADA BUILDING
STANDARD KNEE CLEARANCE MUST
BE 29" (PLEASE CONFIRM).

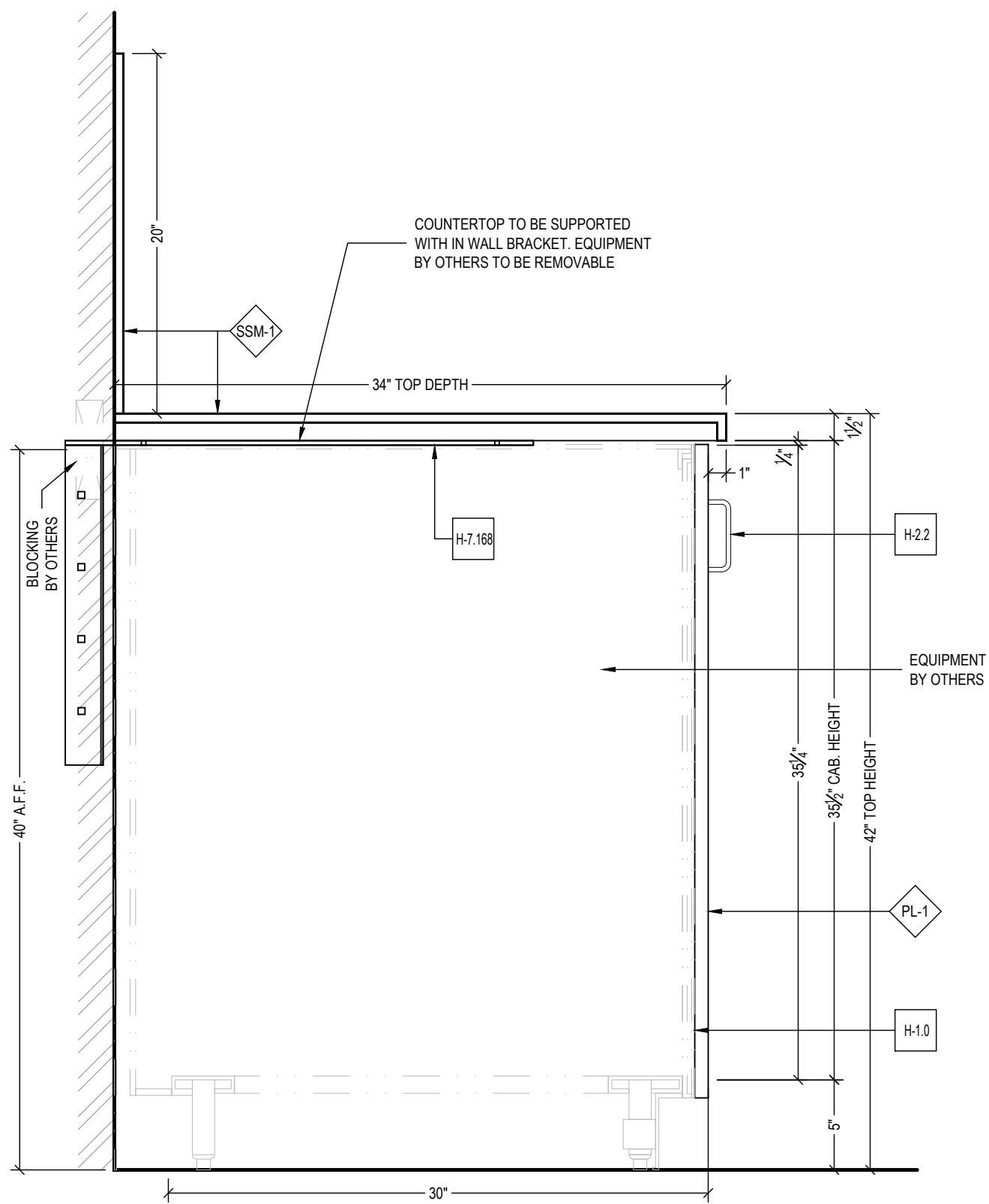
00CS	00FP1A 00FP2A	00RCP1A 00RCP2A
------	------------------	--------------------

GRADE REQUIREMENTS:

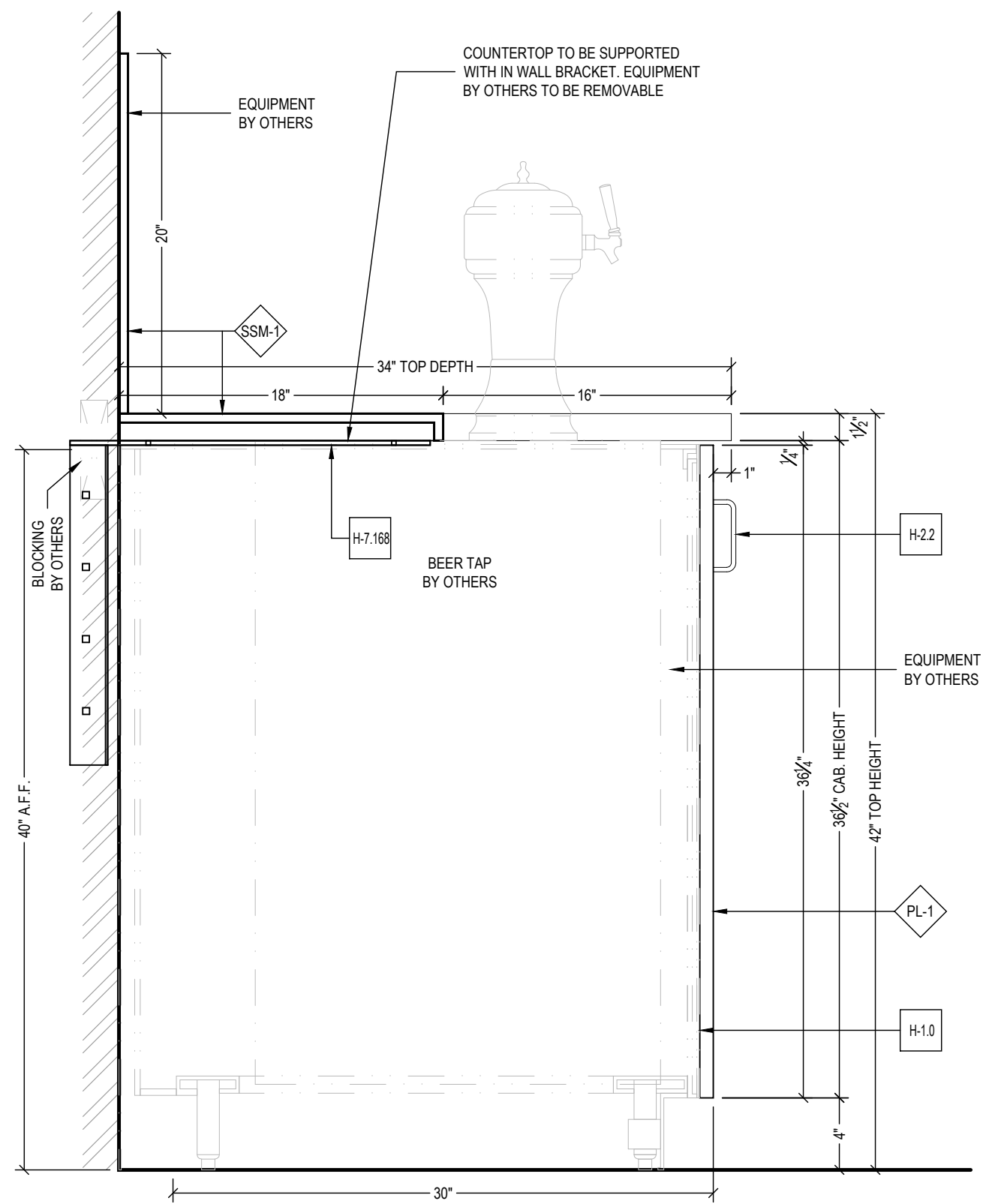
<input type="checkbox"/> PREMIUM	<input checked="" type="checkbox"/> CUSTOM	<input type="checkbox"/> ECONOMY
----------------------------------	--	----------------------------------

**ALL V.I.F. DIMENSIONS TO BE
VERIFIED IN THE FIELD**

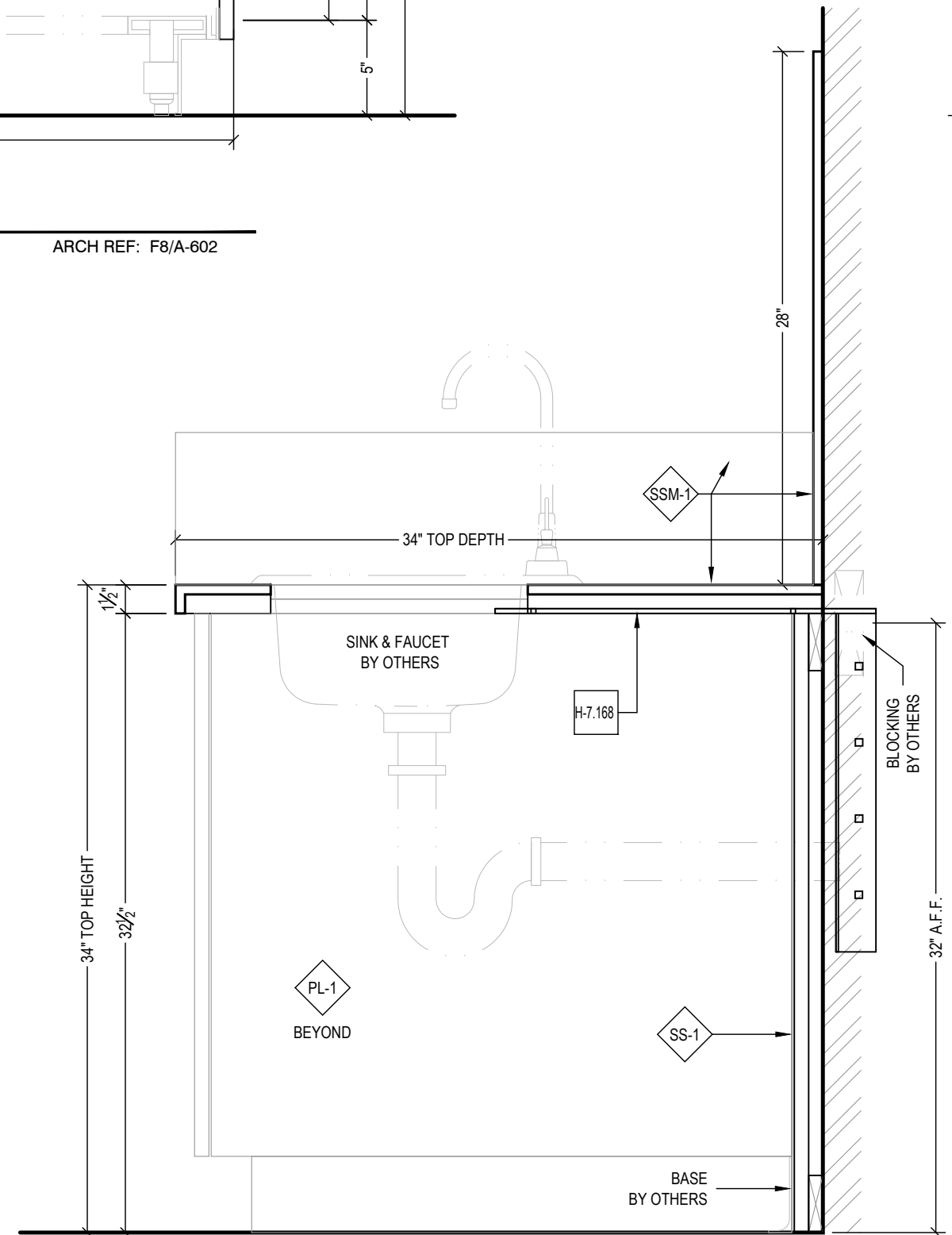
INT	DATE	DESCRIPTION	REV	Architect Name and Address	G.C Name and Address	Project Name and Address	Scope Description	AREA	GROUP	SERIES	Drawn By	Date	Project #	Submittal #	Drawing #
HD	11/04/19	REVISED PER REDLINES DATE 09/30/19	A			BAY LAKE, FLORIDA 32830	LEVEL 1		NEW EXTERIOR BAR	BAR & BACK BAR	HD	09/27/19	3403	01	10B



A SECTION
SCALE: 1-1/2"=1'-0" ARCH REF: F8/A-602



B SECTION
SCALE: 1-1/2"=1'-0" ARCH REF: NONE



C SECTION
SCALE: 1-1/2"=1'-0" ARCH REF: F9/A-602

FINISH SCHEDULE	
FRP-1	FIBERGLASS REINFORCED PANEL
	COLOR TBD
MEL-1	INTERIOR CABINET FINISH
	MELAMINE - COLOR BLACK
PL-1	HIGH PRESSURE PLASTIC LAMINATE
	PLEASE PROVIDE FINISH
SC-1	SINTERED STONE 1/2" SLAB
	NEOLITH - ASPEN GRAY SILK
SSM-1	SOLID SURFACE - 2CM
	CORIAN - ALLSPICE
SS-1	STAINLESS STEEL
	PLEASE PROVIDE FINISH
WD-1	HARDWOOD & VENEER
	FINISHED TO MATCH TOPICS CHERRY NATURAL

HARDWARE SCHEDULE	
H-1.0	HINGE 75T1580 - ITEM #153168015
	PLATE BLUM 174H7100E - ITEM #153168016
H-2.2	NORMANDY CABINET PULL - 3 3/4"
	PLEASE REFER TO RFI # XX
H-2.3	MARELLA SOLID BRASS LABEL HOLDER & PULL
	PLEASE REFER TO RFI # XX
H-4.0	SUPPORTS - ITEM #153187029
	STANDARD SHELF SUPPORT 5mm X 24mm 282.40.708
H-4.46	SHELF SUPPORT
	VAN DYKES RESTORERS IRON SINGLE BRACE BRACKET
H-7.168	A&M CONCEALED BRACKET - PART #163219145
	2" - C/FLAT24, BLACK

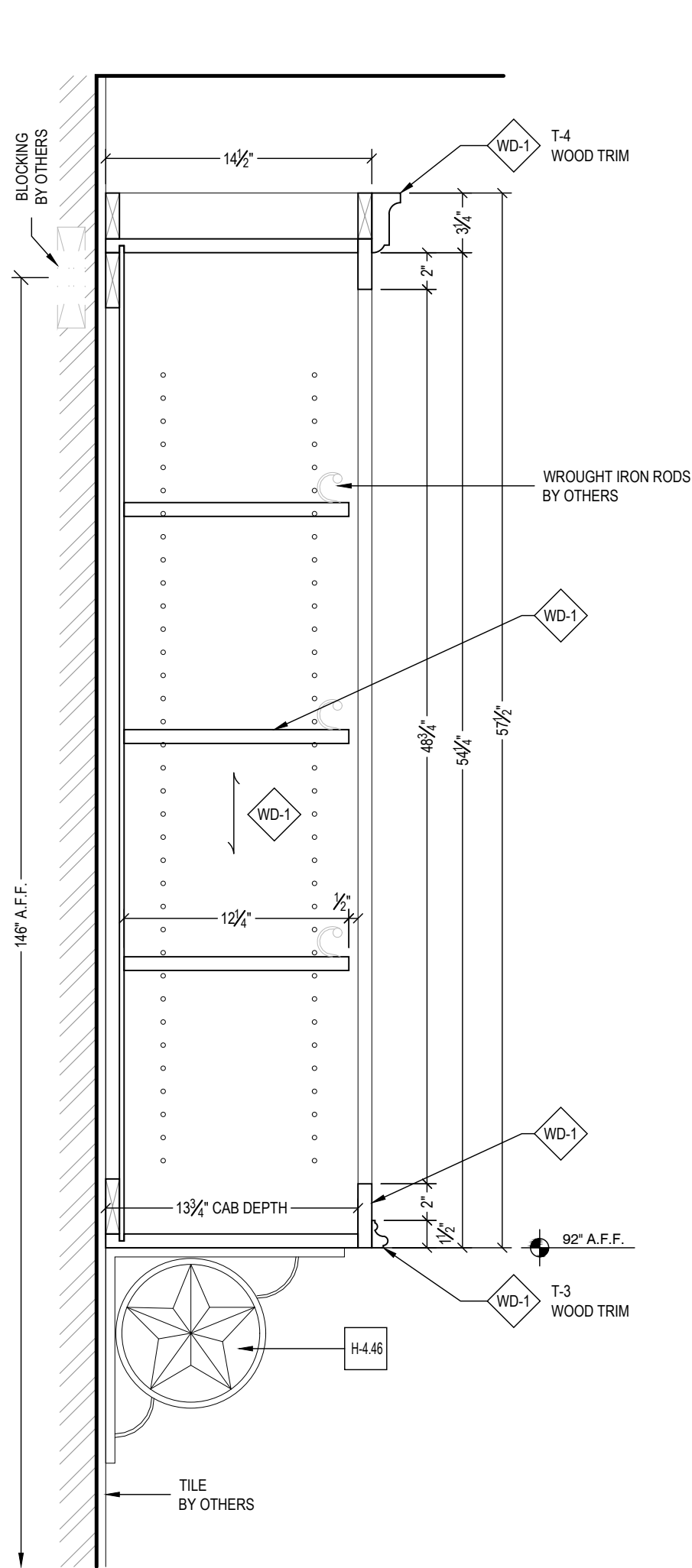
NOTE TO ARCHITECT / GC:
TO COMPLY WITH ADA BUILDING
STANDARD KNEE CLEARANCE MUST
BE 29" (PLEASE CONFIRM).

00CS	00FP1A	00RCP1A
	00FP2A	00RCP2A

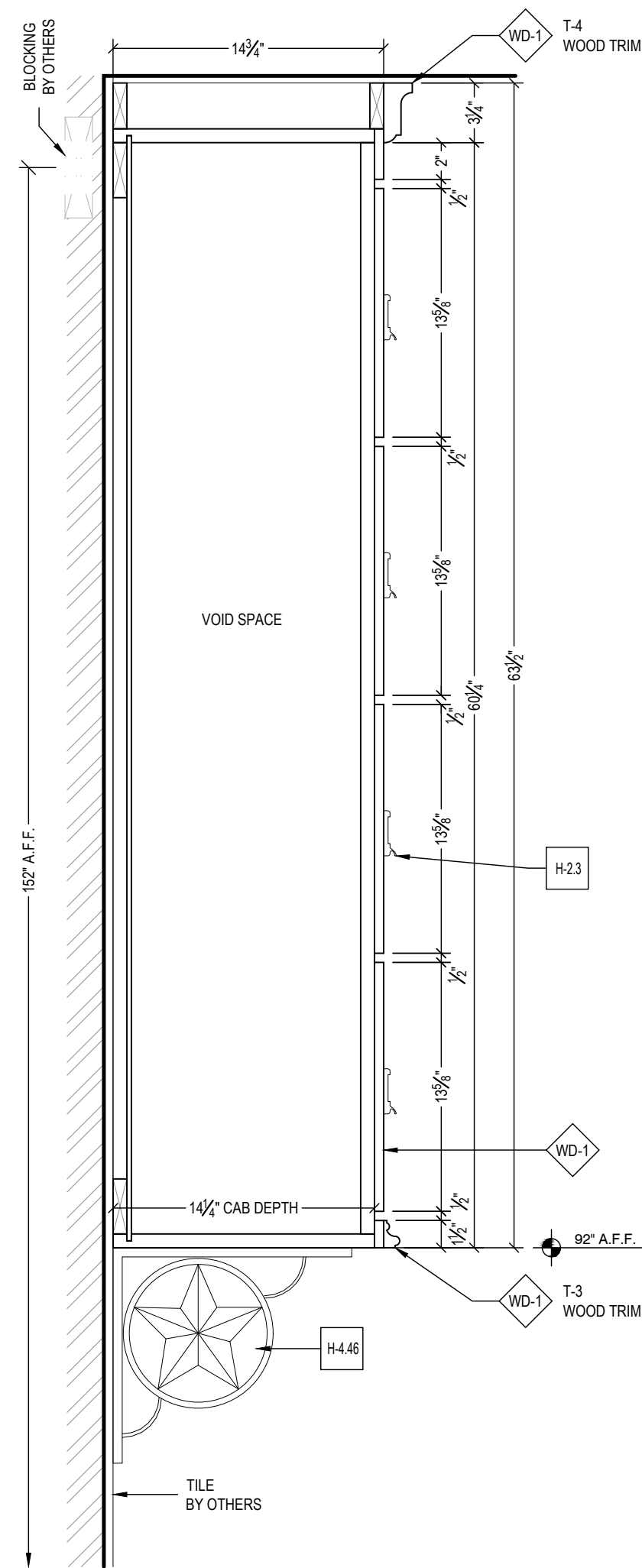
GRADE REQUIREMENTS:
 PREMIUM CUSTOM ECONOMY

**ALL V.I.F. DIMENSIONS TO BE
VERIFIED IN THE FIELD**

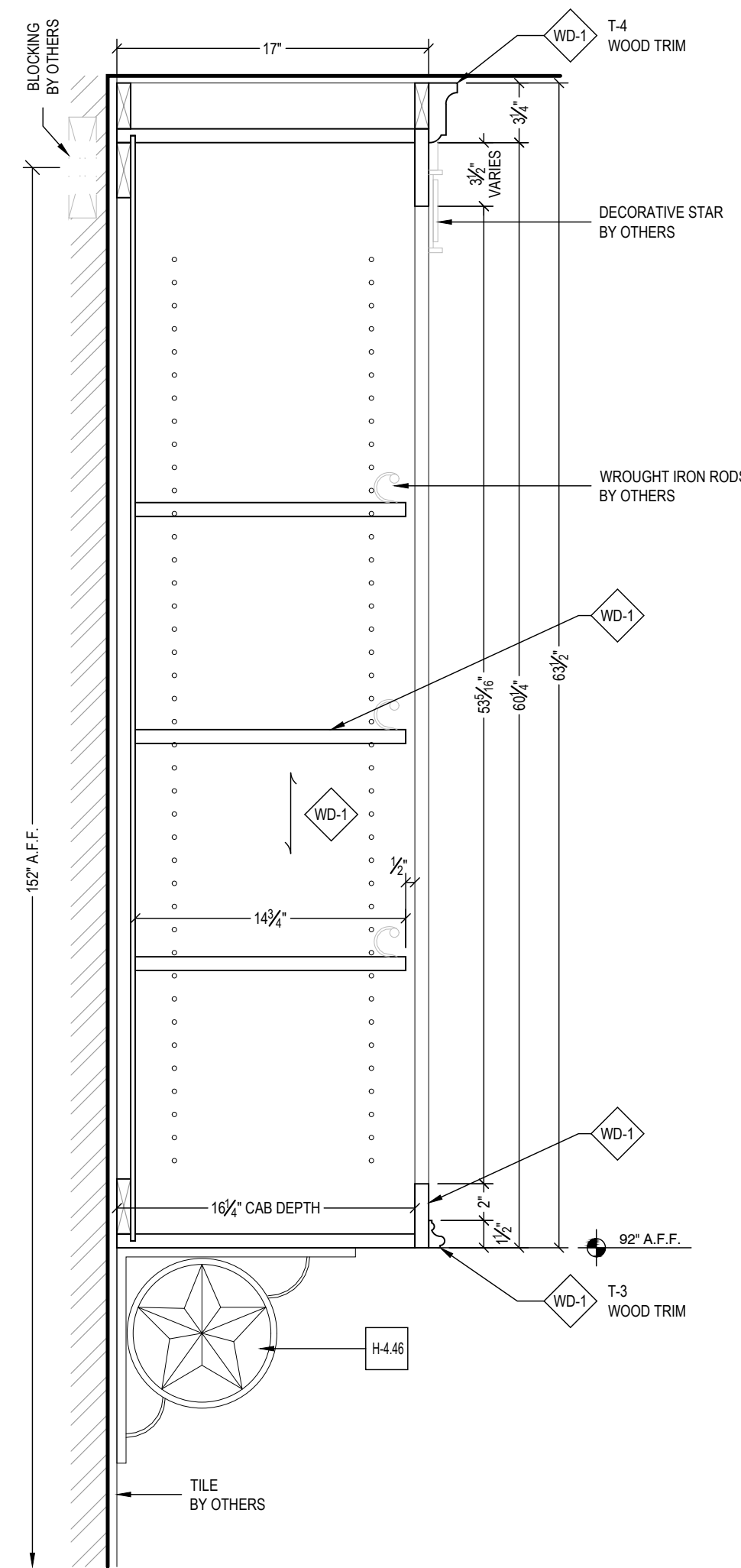
DATE	INT	DESCRIPTION	REV	Architect Name and Address	G.C Name and Address	Project Name and Address	Scope Description	AREA	GROUP	SERIES	Drawn By	Date	Project #	Submittal #	Drawing #
11/04/19	HD	REVISED PER REDLINES DATE 09/30/19	A			BAY LAKE, FLORIDA 32830	LEVEL 1		NEW EXTERIOR BAR	BAR & BACK BAR	HD	09/27/19	3403	01	10C



D SECTION
SCALE: 1-1/2"=1'-0" ARCH REF: F3/A-602



E SECTION
SCALE: 1-1/2"=1'-0" ARCH REF: F4/A-602



F SECTION
SCALE: 1-1/2"=1'-0" ARCH REF: F3/A-602

FINISH SCHEDULE	
FRP-1	FIBERGLASS REINFORCED PANEL COLOR TBD
MEL-1	INTERIOR CABINET FINISH MELAMINE: COLOR BLACK
PL-1	HIGH PRESSURE PLASTIC LAMINATE PLEASE PROVIDE FINISH
SC-1	SINTERED STONE 1/2" SLAB NEOLITH - ASPEN GRAY SILK
SSM-1	SOLID SURFACE - 2CM CORIAN - ALLSPICE
SS-1	STAINLESS STEEL PLEASE PROVIDE FINISH
WD-1	HARDWOOD & VENEER FINISHED TO MATCH TOPICS CHERRY NATURAL

HARDWARE SCHEDULE	
H-1.0	HINGE 75T1580 - ITEM #153168015 PLATE BLUM 174H7100E - ITEM #153168016
H-2.2	NORMANDY CABINET PULL - 3 3/4" PLEASE REFER TO RFI # XX
H-2.3	MARELLA SOLID BRASS LABEL HOLDER & PULL PLEASE REFER TO RFI # XX
H-4.0	SUPPORTS - ITEM #153187029 STANDARD SHELF SUPPORT 5mm X 24mm 282.40.708
H-4.46	SHELF SUPPORT VAN DYKES RESTORERS IRON SINGLE BRACE BRACKET
H-7.168	A&M CONCEALED BRACKET - PART #163219145 2" - CFLAT24, BLACK

NOTE TO ARCHITECT / GC:
TO COMPLY WITH ADA BUILDING
STANDARD KNEE CLEARANCE MUST
BE 29" (PLEASE CONFIRM).

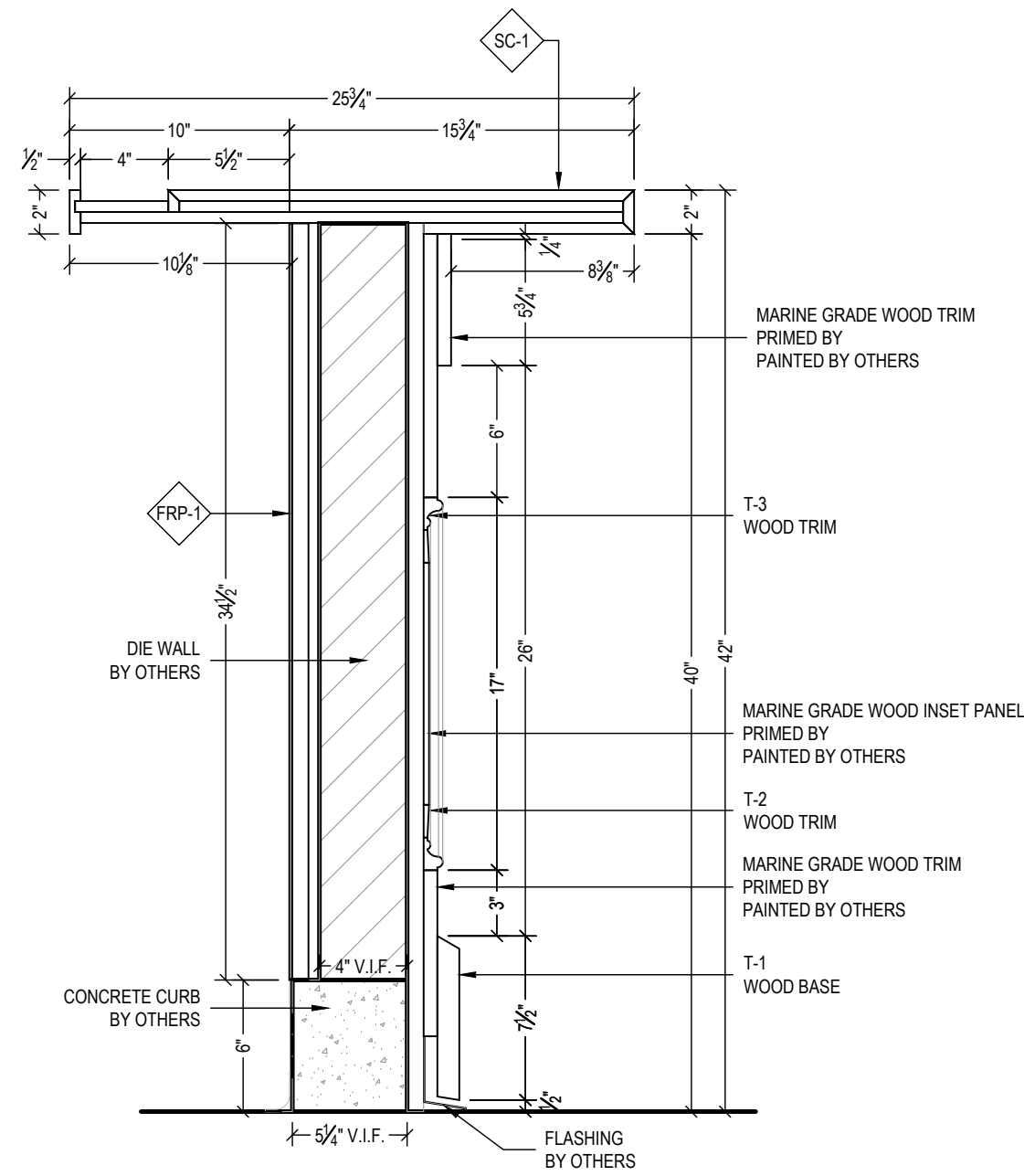
00CS	00FP1A 00FP2A	00RCP1A 00RCP2A
------	------------------	--------------------

GRADE REQUIREMENTS:
 PREMIUM CUSTOM ECONOMY

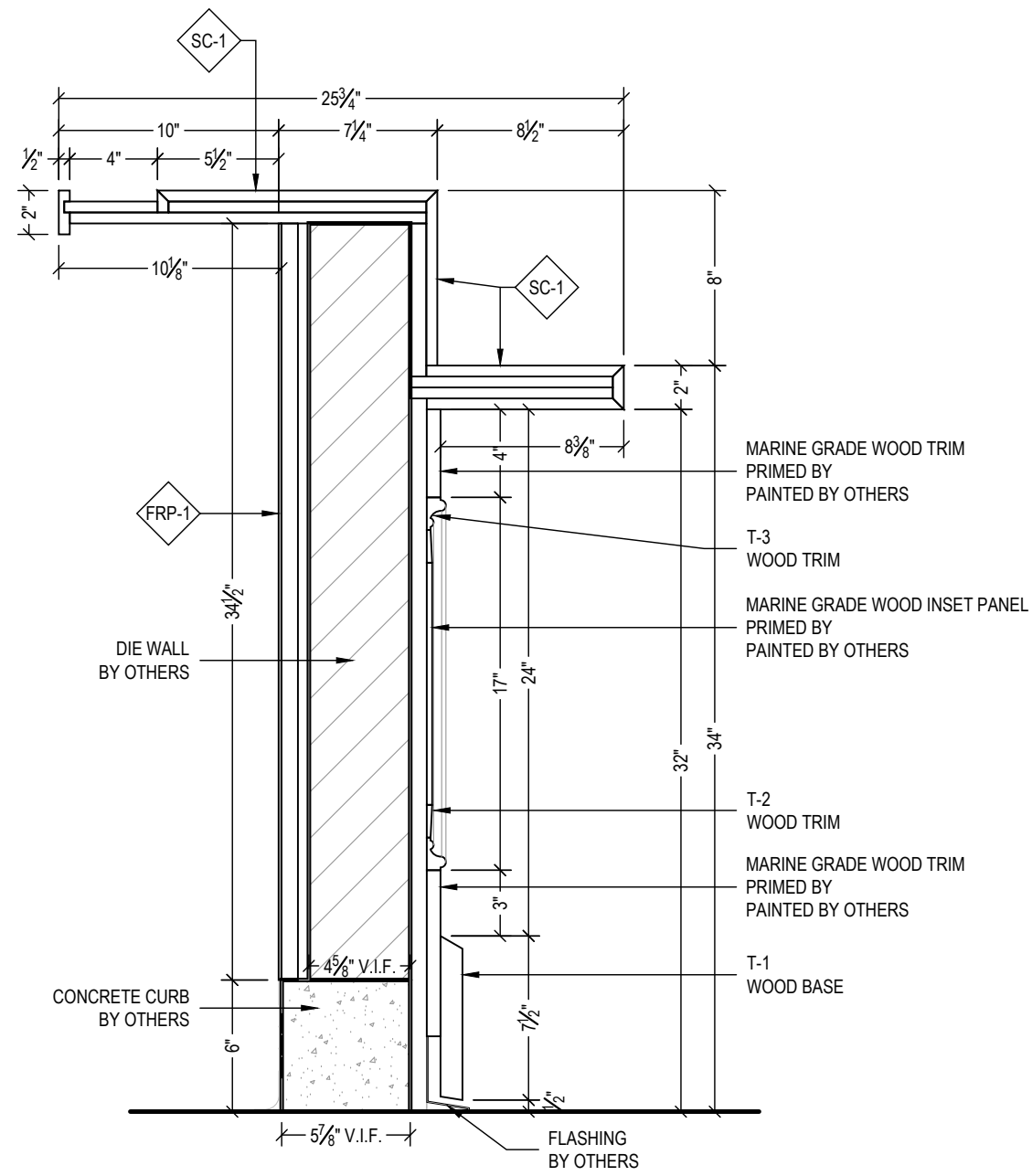
**ALL V.I.F. DIMENSIONS TO BE
VERIFIED IN THE FIELD**

REV	DESCRIPTION	DATE	INT
A	REVISED PER REDLINES DATE 09/30/19	11/04/19	HD
B			
C			
D			
E			
F			

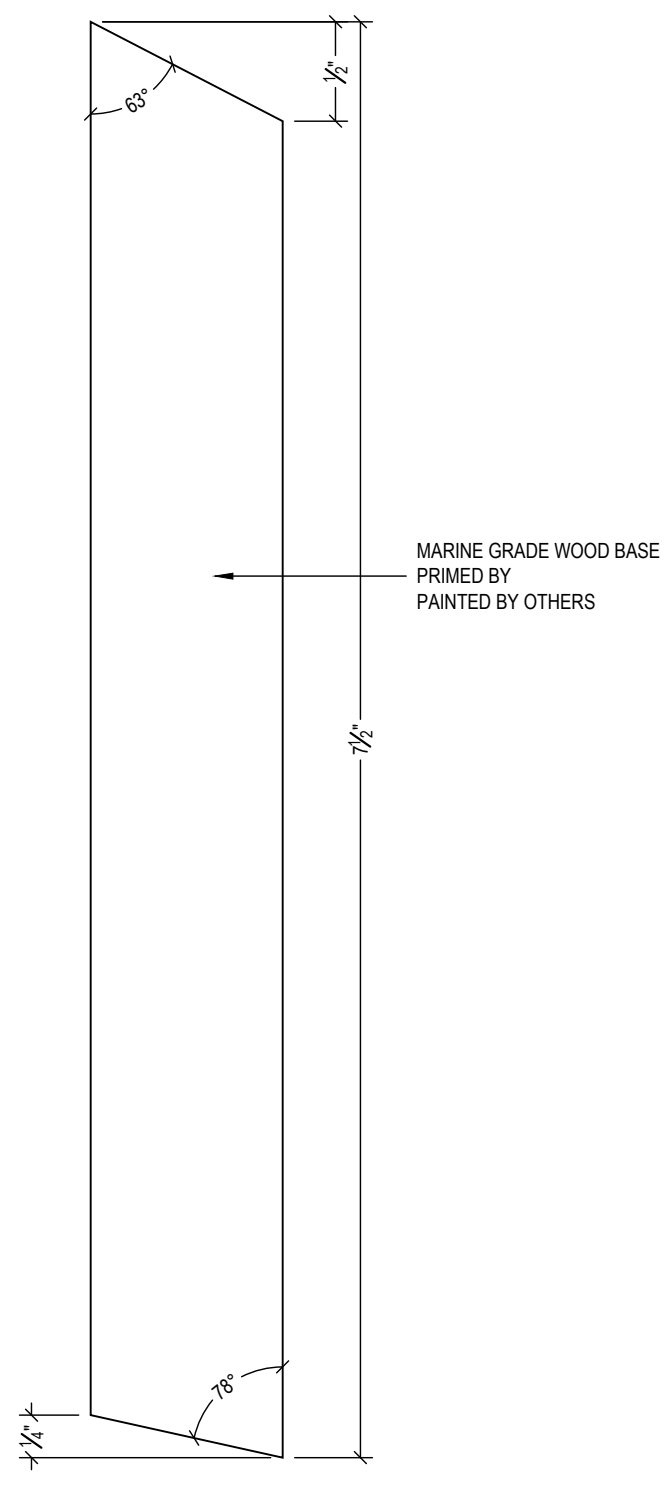
Architect Name and Address	
G.C Name and Address	
Project Name and Address	BAY LAKE, FLORIDA 32830
Scope Description	AREA: LEVEL 1 GROUP: NEW EXTERIOR BAR SERIES: BAR & BACK BAR
Drawn By	Date
HD	09/27/19
Project #	Submittal #
3403	01
Drawing #	
10D	



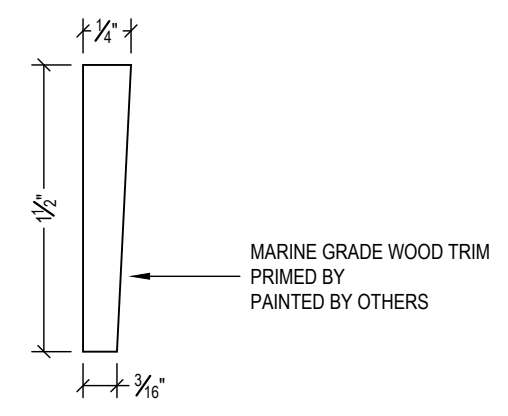
G SECTION
SCALE: 1-1/2"=1'-0" ARCH REF: A7/A-507



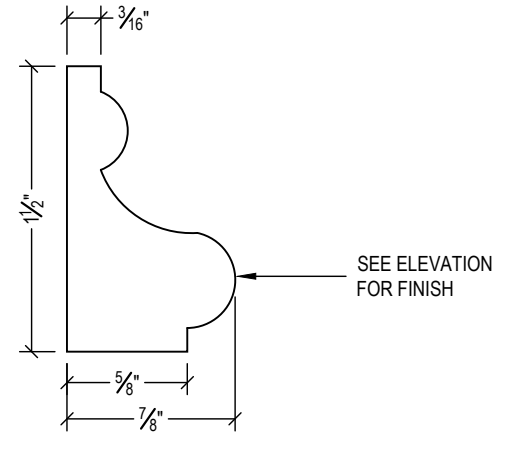
H SECTION
SCALE: 1-1/2"=1'-0" ARCH REF: A9/A-507



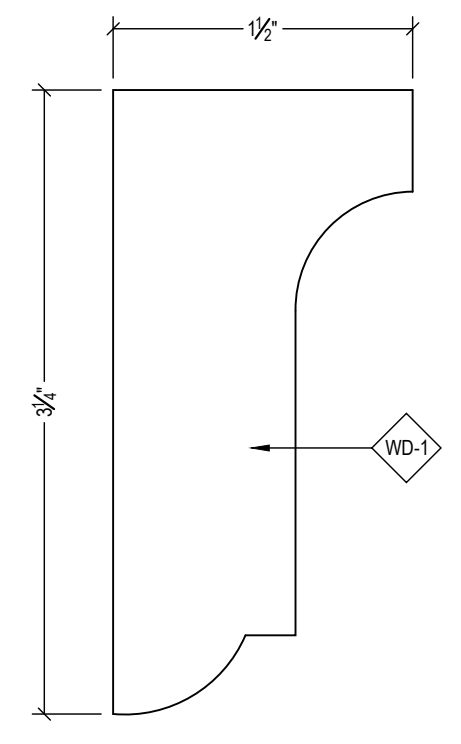
T-1 PROFILE - T-1
SCALE: FULL ARCH REF: A9/A-507



T-2 PROFILE - T-2
SCALE: FULL ARCH REF: A9/A-507



T-3 PROFILE - T-3
SCALE: FULL ARCH REF: A9/A-507



T-4 PROFILE - T-4
SCALE: FULL ARCH REF: B2/A-404

FINISH SCHEDULE	
FRP-1	FIBERGLASS REINFORCED PANEL COLOR TBD
MEL-1	INTERIOR CABINET FINISH MELAMINE - COLOR BLACK
PL-1	HIGH PRESSURE PLASTIC LAMINATE PLEASE PROVIDE FINISH
SC-1	SINTERED STONE 1/2" SLAB NEOLITH - ASPEN GRAY SILK
SSM-1	SOLID SURFACE - 2CM CORIAN - ALLSPICE
SS-1	STAINLESS STEEL PLEASE PROVIDE FINISH
WD-1	HARDWOOD & VENEER FINISHED TO MATCH TOPICS CHERRY NATURAL

HARDWARE SCHEDULE	
H-1.0	HINGE 75T1580 - ITEM #153168015 PLATE BLUM 174H7100E - ITEM #153168016
H-2.2	NORMANDY CABINET PULL - 3 3/4" PLEASE REFER TO RFI # XX
H-2.3	MARELLA SOLID BRASS LABEL HOLDER & PULL PLEASE REFER TO RFI # XX
H-4.0	SUPPORTS - ITEM #153187029 STANDARD SHELF SUPPORT 5mm X 24mm 282.40.708
H-4.46	SHELF SUPPORT VAN DYKES RESTORERS IRON SINGLE BRACE BRACKET
H-7.168	A&M CONCEALED BRACKET - PART #163219145 2" - CFLAT24, BLACK

NOTE TO ARCHITECT / GC:
TO COMPLY WITH ADA BUILDING
STANDARD KNEE CLEARANCE MUST
BE 29" (PLEASE CONFIRM).

00CS	00FP1A 00FP2A	00RCP1A 00RCP2A
------	------------------	--------------------

GRADE REQUIREMENTS:
 PREMIUM CUSTOM ECONOMY

**ALL V.I.F. DIMENSIONS TO BE
VERIFIED IN THE FIELD**

REV	DESCRIPTION	DATE	INT	HD
A		11/04/19		
B				
C				
D				
E				
F				

Architect Name and Address	
G.C Name and Address	
Project Name and Address	BAY LAKE, FLORIDA 32830
Scope Description	AREA LEVEL 1 GROUP NEW EXTERIOR BAR SERIES BAR & BACK BAR
Drawn By	HD
Date	09/27/19
Project #	3403
Submittal #	01
Drawing #	10E