

INDEX OF DRAWINGS		
SERIES #	DESCRIPTION	DWG QTY
00CS	COVER SHEET	1
00FP1A	FLOOR PLAN @ LEVEL 1	1
00RCP1A	REFLECTED CEILING PLAN @ LEVEL 1	1
01A	HOSTESS STAND @ HOSTESS 101	1
02A	HOSTESS DIVIDER @ HOSTESS 101	1
03A	FRONT BAR @ BAR 102	3
04A	BACK BAR @ BAR 102	2
05A	SERVER STATION @ MAIN DINING SEATING 105	5
06A	HANGING PLANTERS @ MAIN DINING SEATING 105	1
07A	ARCHWAY	1
08A	NOT USED	0
09A	LIBRARY BOOKCASE @ LIBRARY 103	3
10A	LIBRARY CEILING @ LIBRARY 103	1
11A	OUTDOOR POS STATION	1
12A	FRONT COUNTER @ OPEN FRONT KITCHEN 107	3
13A	KITCHEN CANOPY @ OPEN FRONT KITCHEN 107	3
14A	KITCHEN SHELVING UNIT @ OPEN BACK KITCHEN 108	1
15A	CEILING SUSPENDED SHELVING @ OPEN BACK KITCHEN 108	1
TOTAL:		30

HARDWARE SCHEDULE		SUBMIT	APPVD
H-1.0	AMI HINGE 75T1580 - AMI ITEM #153168015 PLATE BLUM 174H7100E - AMI ITEM #153168016		
H-3.2	DRAWER SLIDE - AMI ITEM #153211003 KV TRU TRACK, 100LBS FULL E., TEL., SIDE MOUNTED, 14"		
H-3.4	DRAWER SLIDE - AMI ITEM #169999003 KV TRU TRACK, 100LBS FULL E., TEL., SIDE MOUNTED, 18"		
H-4.0	AMI SUPPORTS - AMI ITEM #153187029 STANDARD SHELF SUPPORT 5mm X 24mm 282.40.708		
H-7.81	A&M 1" CONCEALED BRACKET - AMI PART #173269068 W/18" SUPPORT ARM WHITE 1/4" STEEL		
H-7.96	A&M 1" HYBRID BRACKET - AMI PART #173269083 24" X 22", WHITE		
H-7.158	CENTERLINE STEEL PLATE - AMI PART #153168310 WITH 4 OFF SET MOUNTING HOLES, 18" WHITE		
H-10.0	DOOR BUMPERS - AMI ITEM #153168031 PLASTIC TRANSPARENT		
HW-01	EMBEDDED DOOR HANDLES W/ AGED BRASS FINISH AMI TO PROVIDE OPTIONS FOR REVIEW AND APPROVAL		
HW-02	DOOR LOCK AND KNOBS W/ AGED BRASS FINISH AMI TO PROVIDE OPTIONS FOR REVIEW AND APPROVAL		
HW-03A	DOOR HINGE PLEASE PROVIDE SPECS		
HW-03B	FLIP-UP COUNTERTOP HARDWARE PLEASE PROVIDE SPECS		
HW-04	4" CASTERS - (2) AT FRONT TO BE LOCKABLE HEAVY DUTY		

FINISH SCHEDULE		SUBMIT	APPVD
FRP-01	FIBER REINFORCED PLASTIC BLACK COLOR		
GL-1	3/8" SAFETY GLASS CLEAR FINISH - VERIFY		
MEL-1	INTERIOR CABINET FINISH MELAMINE: COLOR BLACK		
MT-01	POWDERCOATED METAL - BRASS FINISH AGED BRASS LOOK CONTINGENT UPON C.O. APPROVAL		
MT-02	STAINLESS STEEL BRUSHED FINISH - VERIFY		
MT-04	HOLLOW METAL STEEL FRAME GALVANIZED FINISH		
MT-05	CHEMETAL PLEASE PROVIDE FINISH		
PT-1	PAINT - BENJAMIN MOORE HIDDEN SAPPHIRE CSP-690 - HIGH GLOSS FINISH		
PT-2	PAINT - BENJAMIN MOORE FRENCH QUARTER GOLD 287 - HIGH GLOSS FINISH		
Q-01	2CM QUARTZ TAJ MAHAL QUARTZITE - FINISH TO MATCH CONTROL SAMPLE		
UPH-01	UPHOLSTERY W/ 3"W. HALF ROUNDS FOAM & MUSTARD COLOR FABRIC TBD		
UPH-02	DARK BLUE FAUX LEATHER PLEASE PROVIDE SPECS		
WD-01	STAINED HARDWOOD & VENEER AMERICAN WALNUT STAIN FINISH TO MATCH CONTROL SAMPLE		

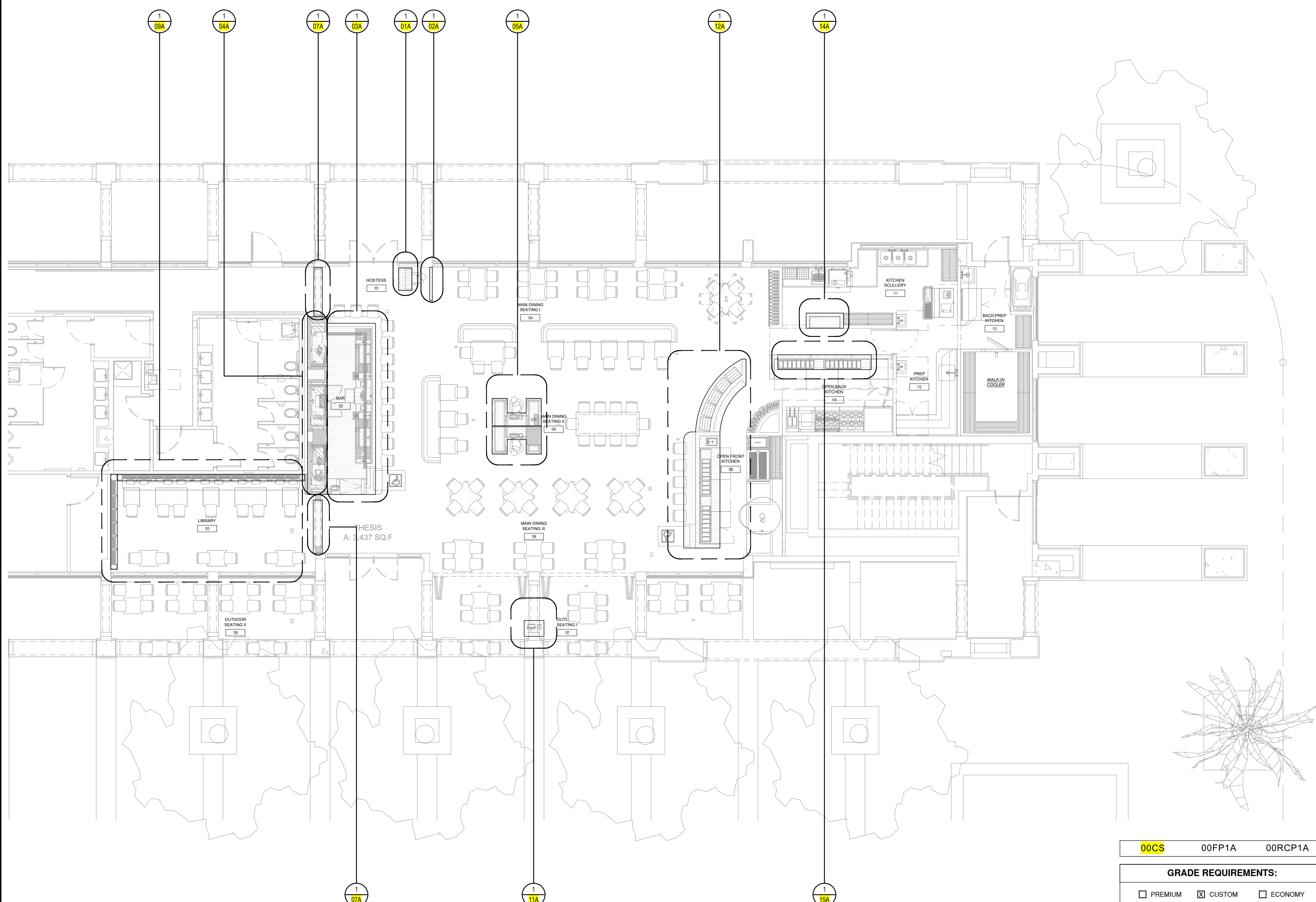
CABINET BOX CONSTRUCTION:	
CABINET BOX:	3/4" MELAMINE
CABINET BOX EDGE BANDING:	0.5 mm PVC OR WOOD VENEER TO MATCH EXTERIOR COLOR
SHELVES EDGE BANDING:	0.5 mm PVC TO MATCH INTERIOR FINISH
BACKS:	1/4" PLYWOOD TO MATCH INTERIOR FINISH / 1 SIDE MELAMINE
DRAWER BOX BODY:	1/2" PREFINISH MAPLE PLYWOOD
DRAWER BOX BOTTOM:	1/4" PREFINISH MAPLE PLYWOOD
DOORS & DRAWER FRONTS:	3/4" MDF
DOOR EDGE BANDING:	0.5 mm PVC TO MATCH EXTERIOR FINISH
TOE KICKS & RETURN:	3/4" PLYWOOD WOOD VENEER OR LAMINATED ON EXP. SURFACES
COUNTER TOP:	3/4" STANDARD PLYWOOD LAMINATED AS REQUIRED
GRADE REQUIREMENTS:	
<input type="checkbox"/> PREMIUM <input checked="" type="checkbox"/> CUSTOM <input type="checkbox"/> ECONOMY	

ABBREVIATIONS:			
AFF	ABOVE FINISH FLOOR	NIC	NOT IN CONTRACT
BB	BROWN BACKER	NOJ	NOTCH ON JOB
BO	BY OTHERS	NTS	NOT TO SCALE
B/N	BULLNOSE EDGE	PL	PLASTIC LAMINATE
CAB	CABINET	PM	PROJECT MANAGER
CLR	CLEARANCE	PT	PRESSURE TREATED
EQ	EQUAL	RFI	REQUEST FOR INFORMATION
EQPT	EQUIPMENT	SPL	SPLASH
FE	FINISHED END	SSF	SOLID SURFACE
FD	FIELD DIMENSION	ST	STONE
FJ	FIELD JOINT	TBD	TO BE DETERMINED
GC	GENERAL CONTRACTOR	UNO	UNLESS NOTED OTHERWISE
HPL	HIGH PRESSURE LAMINATE	UCR	UNDER COUNTER REFRIGERATOR
M/W	MICROWAVE	VIF	VERIFY IN FIELD
N/A	NON APPLICABLE	WO	WORK ORDER

SYMBOLS:			
	ELEVATION MARKER		FINISH MARKER
	SECTION MARKER		HARDWARE MARKER
	DETAIL MARKER		GRAIN DIRECTION
	PLAN VIEW / PLAN SECTION		SECTION
	SCALE: 12" = 1'-0"		ARCH REF:
	DETAIL		ARCH REF:
	SCALE: 12" = 1'-0"		ARCH REF:

ALL V.I.F. DIMENSIONS TO BE
VERIFIED IN THE FIELD

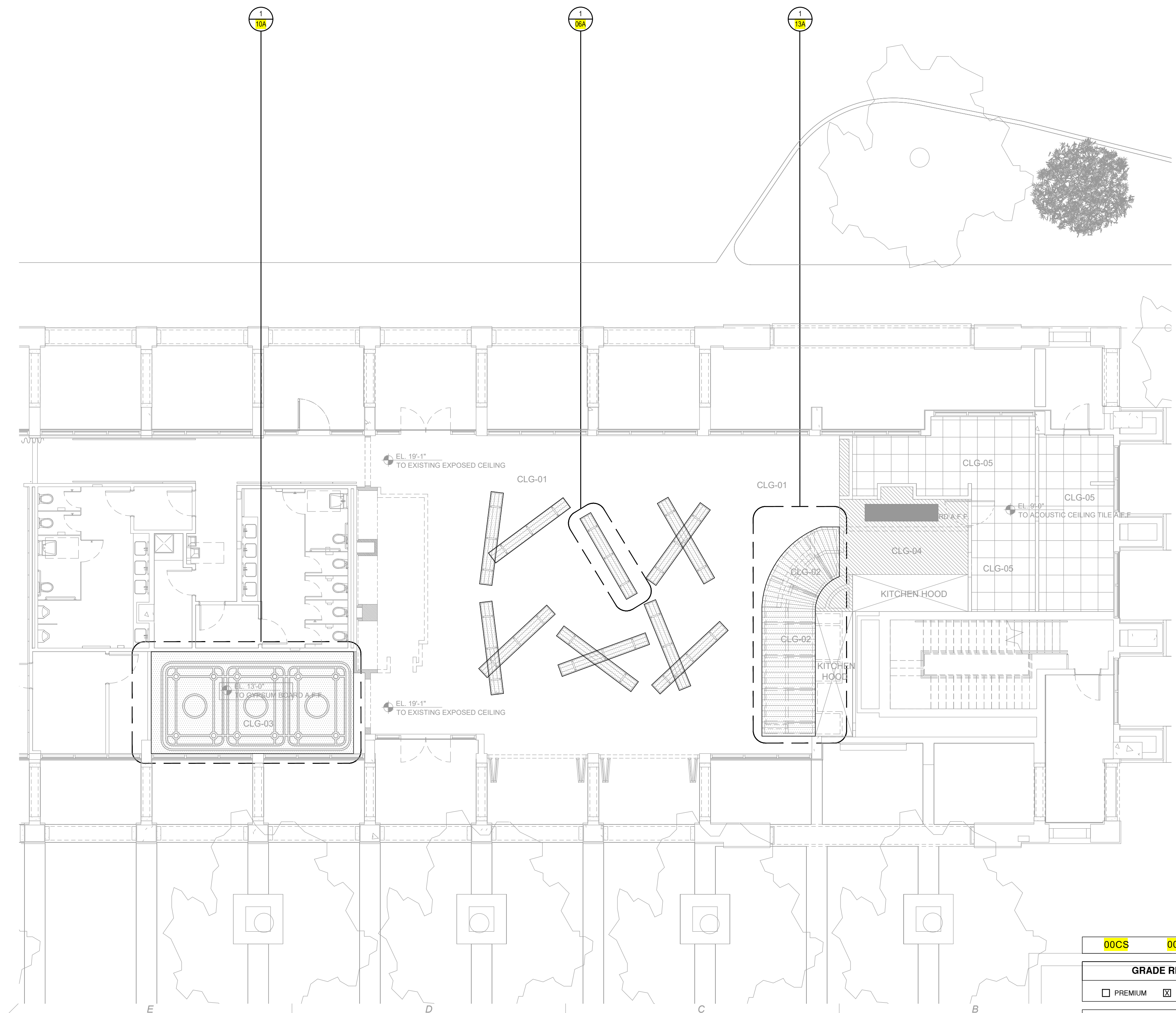
INT						
DATE						
DESCRIPTION						
REV	A	B	C	D	E	F
Architect Name and Address						
G.C Name and Address						
Project Name and Address						
Scope Description						
AREA						
COVER SHEET						
Drawn By	HD	Date	03/30/20			
Project #		Submittal #	01			
Drawing #	00CS					



00CS	00FP1A	00RCP1A
GRADE REQUIREMENTS:		
<input type="checkbox"/> PREMIUM	<input checked="" type="checkbox"/> CUSTOM	<input type="checkbox"/> ECONOMY
ALL V.I.F. DIMENSIONS TO BE VERIFIED IN THE FIELD		

1 FLOOR PLAN - LEVEL 1
 SCALE: 1/8" = 1'-0" ARCH REF: 1/ID1.01

Scope Description	AREA	LEVEL 1							
	GROUP								
	SERIES	FLOOR PLAN							
	Drawn By	HD							
	Date	03/30/20							
	Project #	Submittal #							
Project Name and Address	G.C Name and Address	Architect Name and Address	REV	A	B	C	D	E	F
			DESCRIPTION						
			DATE						
INT									
Drawing #		00FP1A							



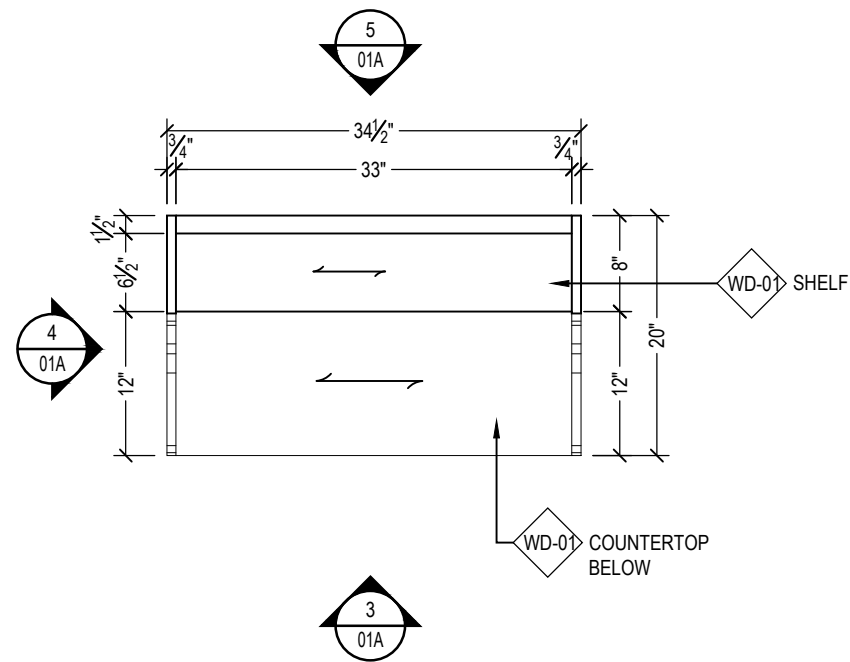
2 FLOOR PLAN - RCP
 SCALE: 1/8" = 1'-0" ARCH REF: 1/D2.01

00CS 00FP1A 00RCP1A

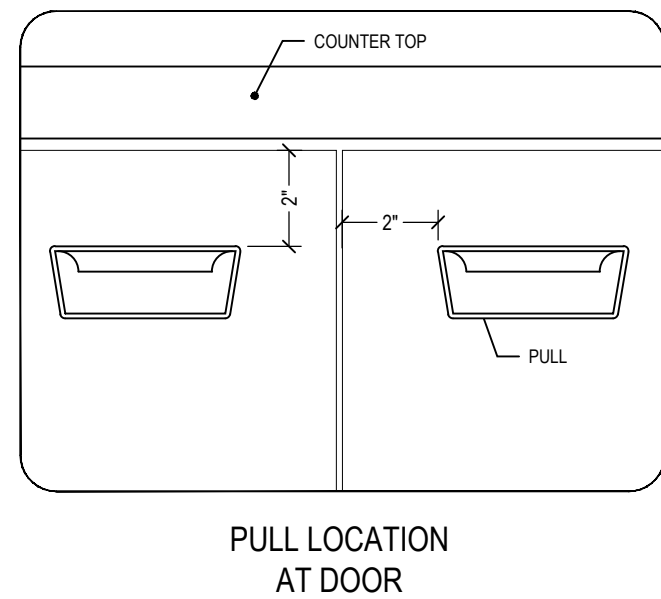
GRADE REQUIREMENTS:
 PREMIUM CUSTOM ECONOMY

ALL V.I.F. DIMENSIONS TO BE VERIFIED IN THE FIELD

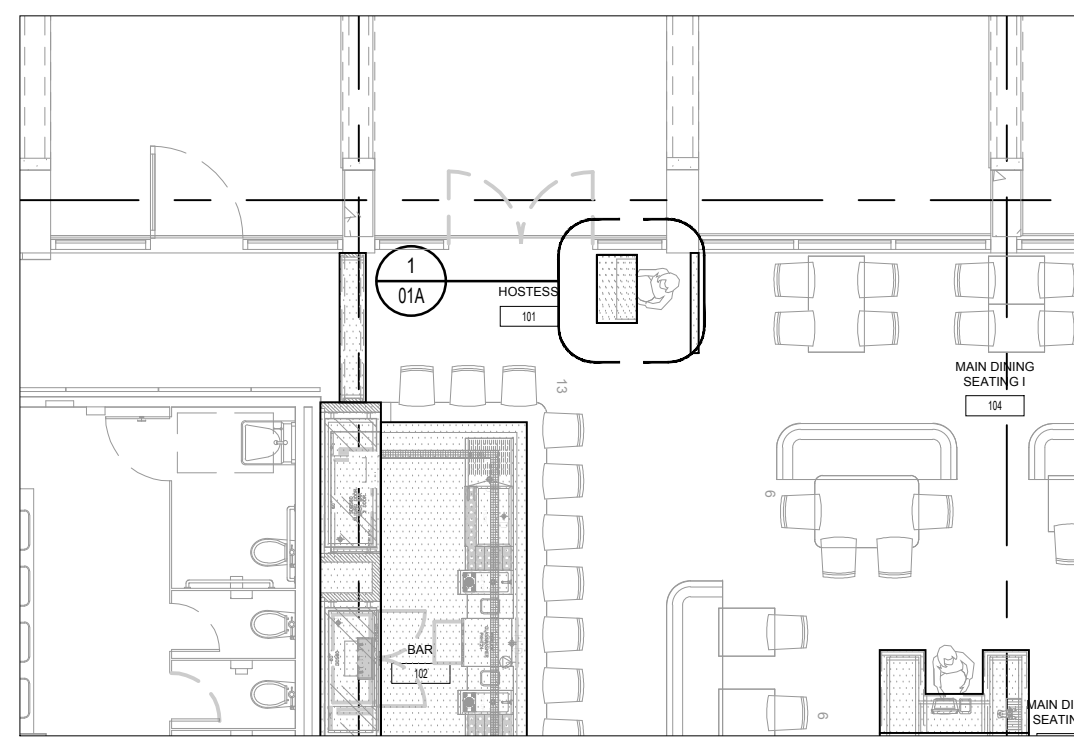
REV	A	B	C	D	E	F
	DESCRIPTION					
	DATE					
	INT					
	Architect Name and Address					
	G.C Name and Address					
Project Name and Address						
Scope Description	AREA	LEVEL 1	GROUP	SERIES REFLECTED CEILING PLAN		
Drawn By	HD	Date	03/30/2020			
Project #	Submittal #		01			
Drawing #						
00RCP1A						



1 PLAN VIEW - HOSTESS STAND
SCALE: 3/4"=1'-0" ARCH REF: 1/ID4.01



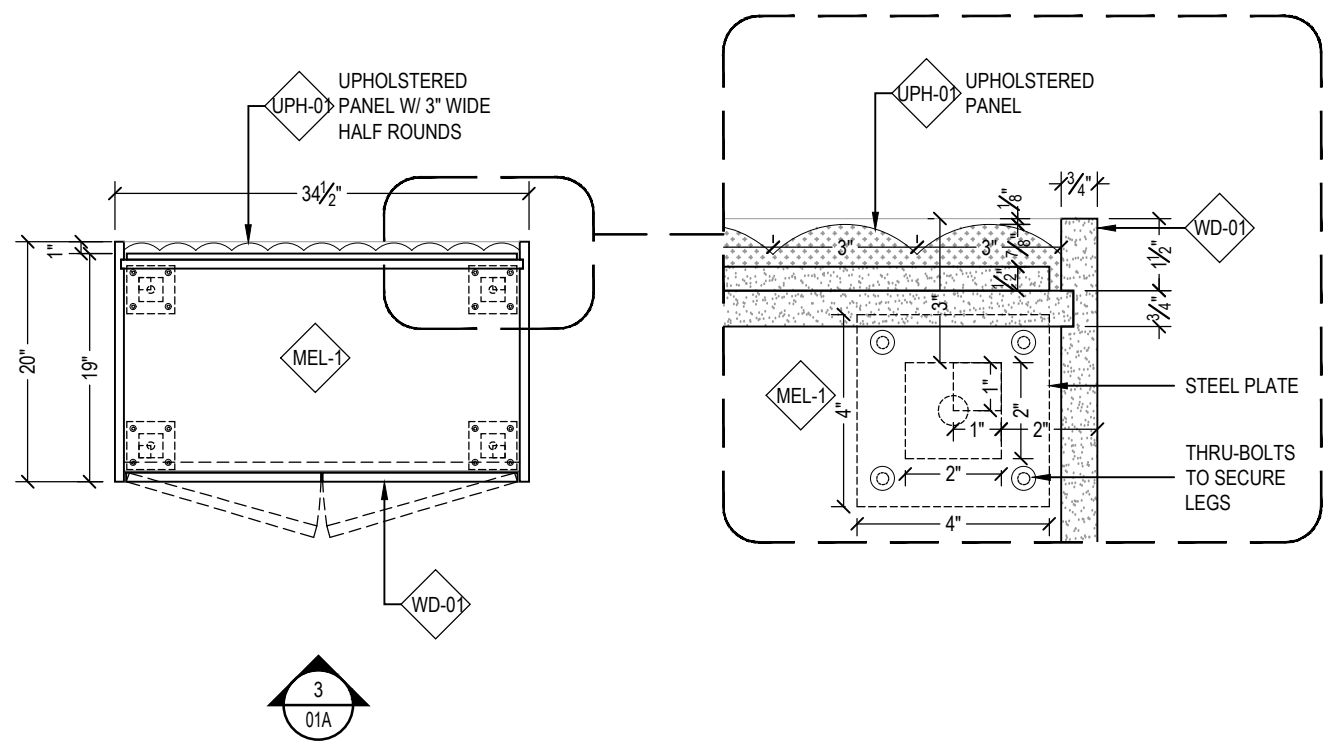
PULL LOCATION
AT DOOR



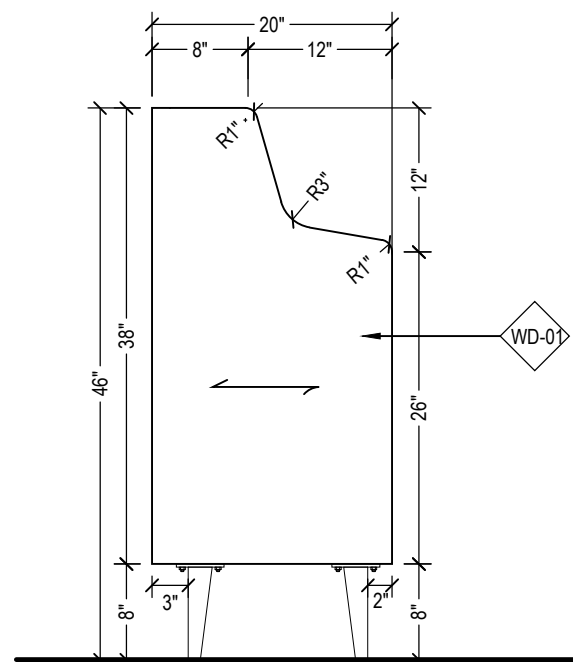
K1 LOCATION PLAN - FIRST FLOOR
SCALE: 1/8"=1'-0" ARCH REF: 1/ID1.01

FINISH SCHEDULE	
MEL-1	INTERIOR CABINET FINISH
	MELAMINE: COLOR BLACK
UPH-01	UPHOLSTERY
	W/ 3"W. HALF ROUNDS FOAM & MUSTARD COLOR FABRIC TBD
WD-01	STAINED HARDWOOD & VENEER AMERICAN WALNUT
	STAIN FINISH TO MATCH CONTROL SAMPLE

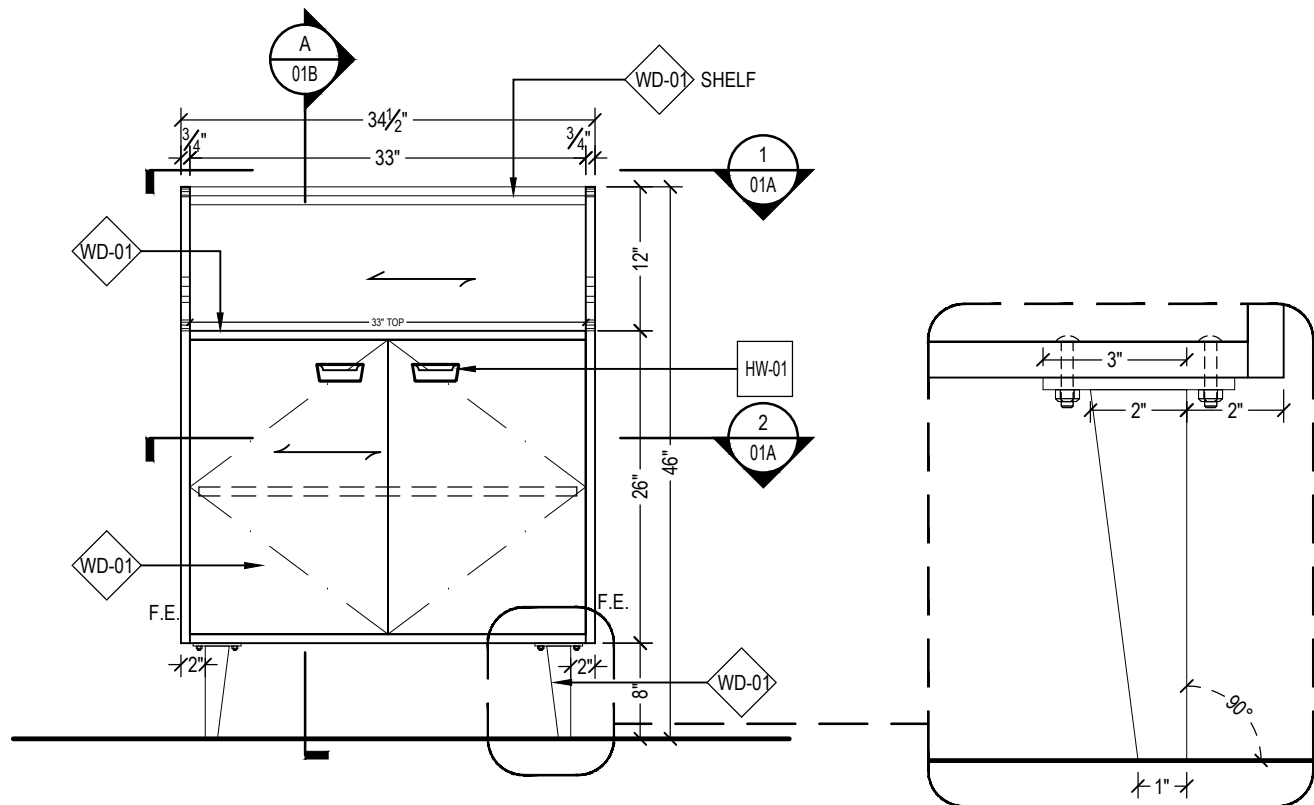
HARDWARE SCHEDULE	
H-1.0	AMI HINGE 75T1580 - AMI ITEM #153168015
	PLATE BLUM 174H7100E - AMI ITEM #153168016
H-4.0	AMI SUPPORTS - AMI ITEM #153187029
	STANDARD SHELF SUPPORT 5mm X 24mm 282.40.708
HW-01	EMBEDDED DOOR HANDLES W/ AGED BRASS FINISH
	AMI TO PROVIDE OPTIONS FOR REVIEW AND APPROVAL



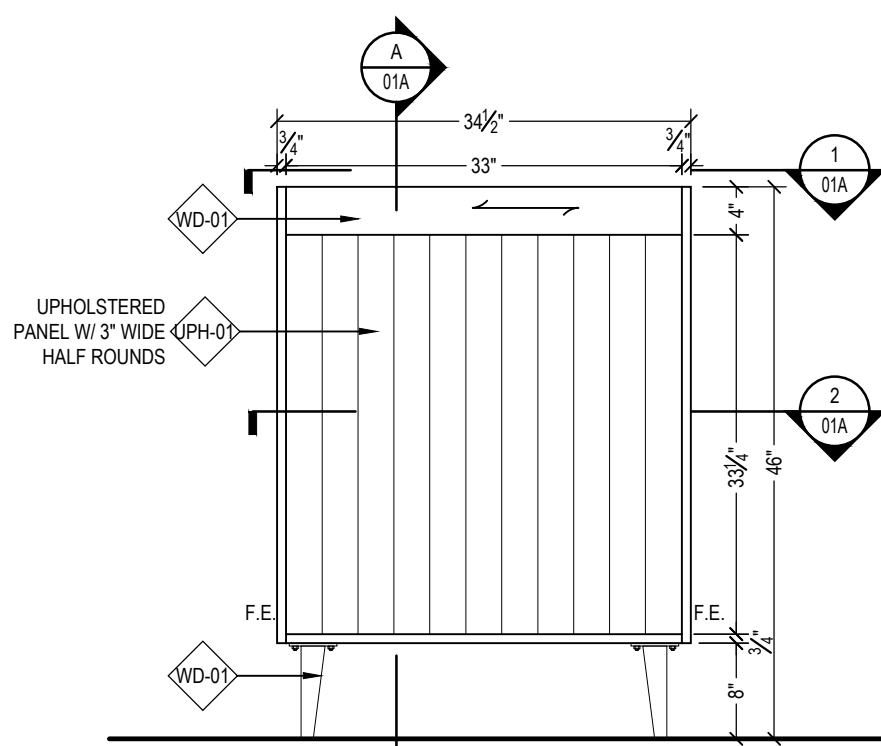
2 PLAN SECTION - HOSTESS STAND
SCALE: 3/4"=1'-0" ARCH REF: NONE



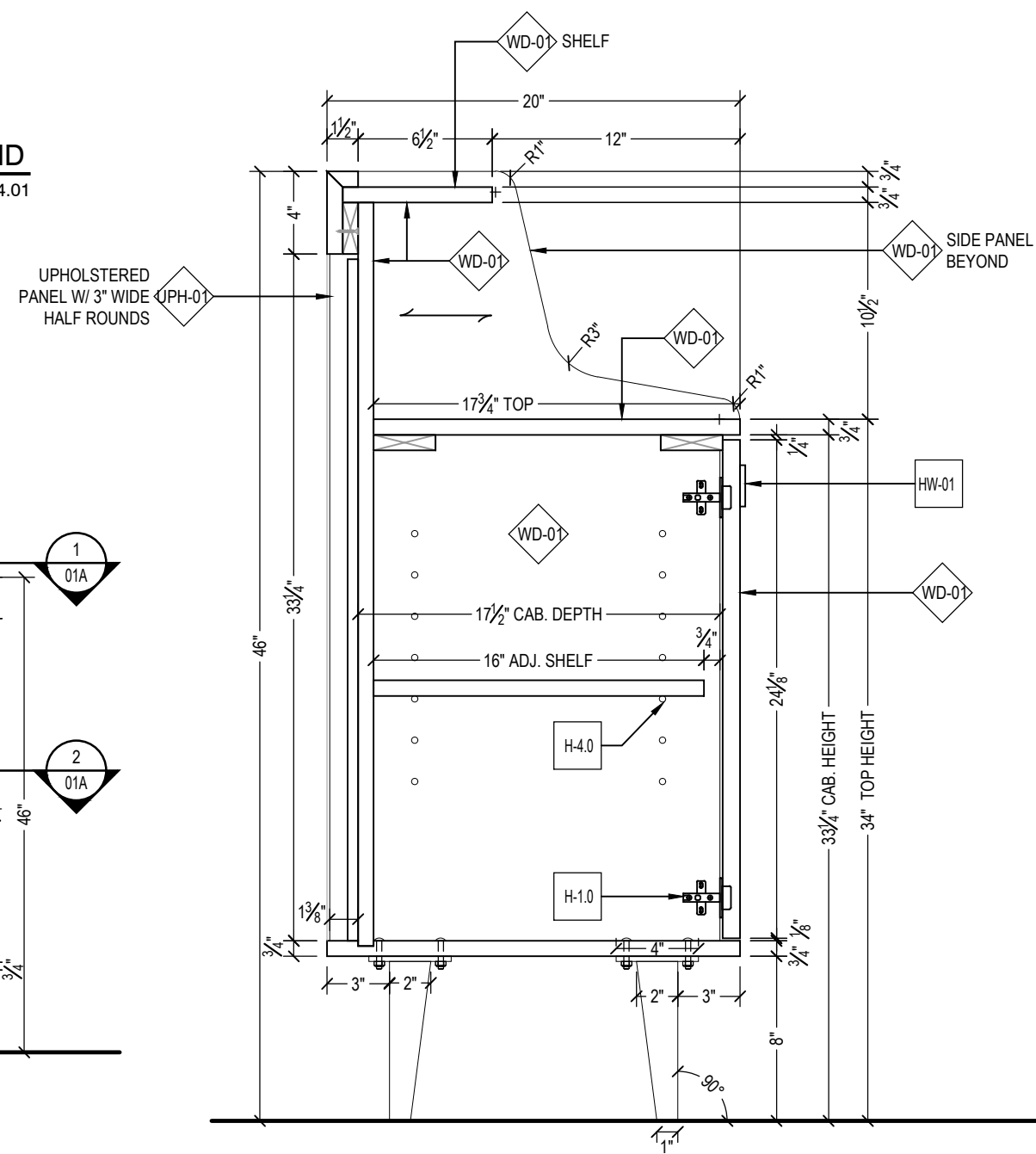
4 SIDE ELEVATION - HOSTESS STAND
SCALE: 3/4"=1'-0" ARCH REF: 2/ID4.01



3 ELEVATION - HOSTESS STAND
SCALE: 3/4"=1'-0" ARCH REF: 5/ID4.01



5 SIDE ELEVATION - HOSTESS STAND
SCALE: 3/4"=1'-0" ARCH REF: 3/ID4.01



A SECTION
SCALE: 1-1/2"=1'-0" ARCH REF: 4/ID4.01


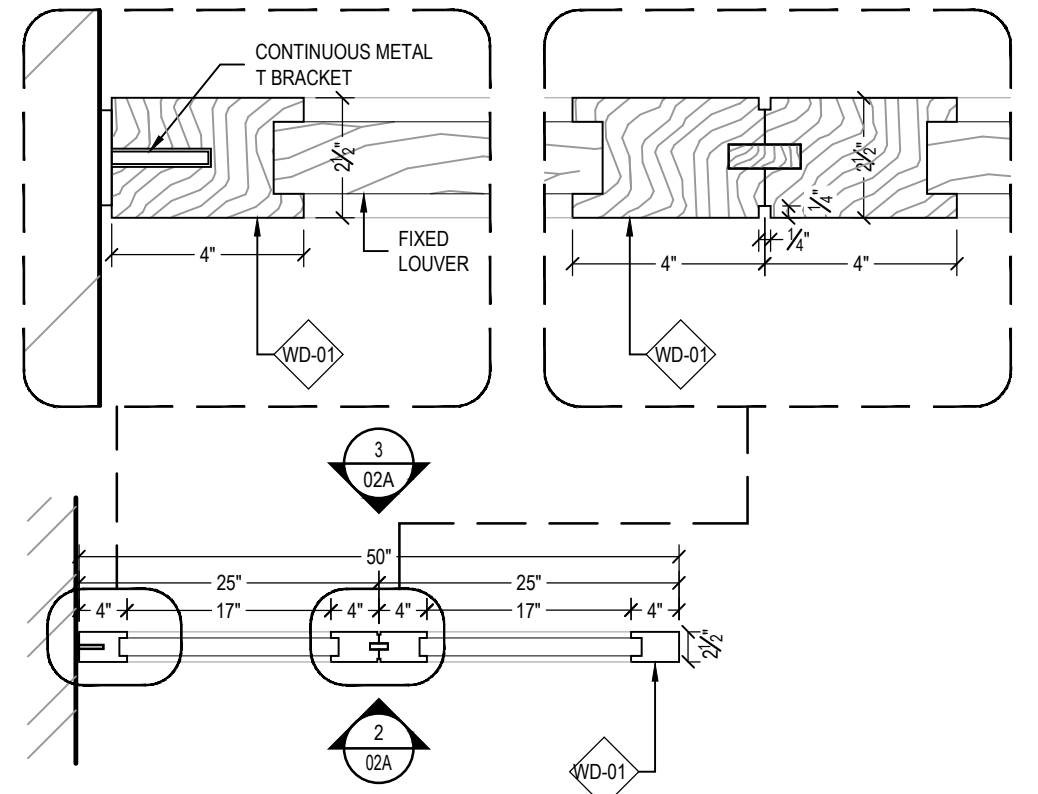
00CS 00FP1A 00RCP1A

GRADE REQUIREMENTS:
 PREMIUM CUSTOM ECONOMY

ALL V.I.F. DIMENSIONS TO BE VERIFIED IN THE FIELD

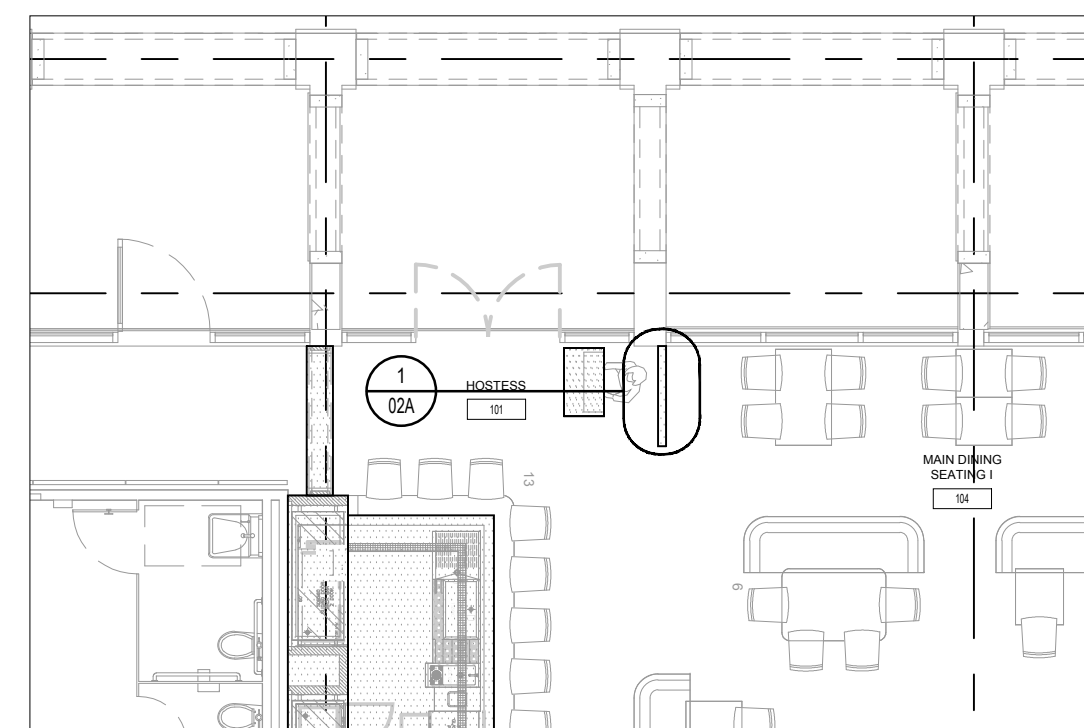
REV	DESCRIPTION	DATE	INT	Architect Name and Address	G.C Name and Address	Project Name and Address	Scope Description		
							AREA	GROUP	SERIES
A							LEVEL 1	HOSTESS 101	HOSTESS STAND
B									
C									
D									
E									
F									

Drawn By: HD Date: 04/15/20
Project #: Submittal #: 01
Drawing #: 01A

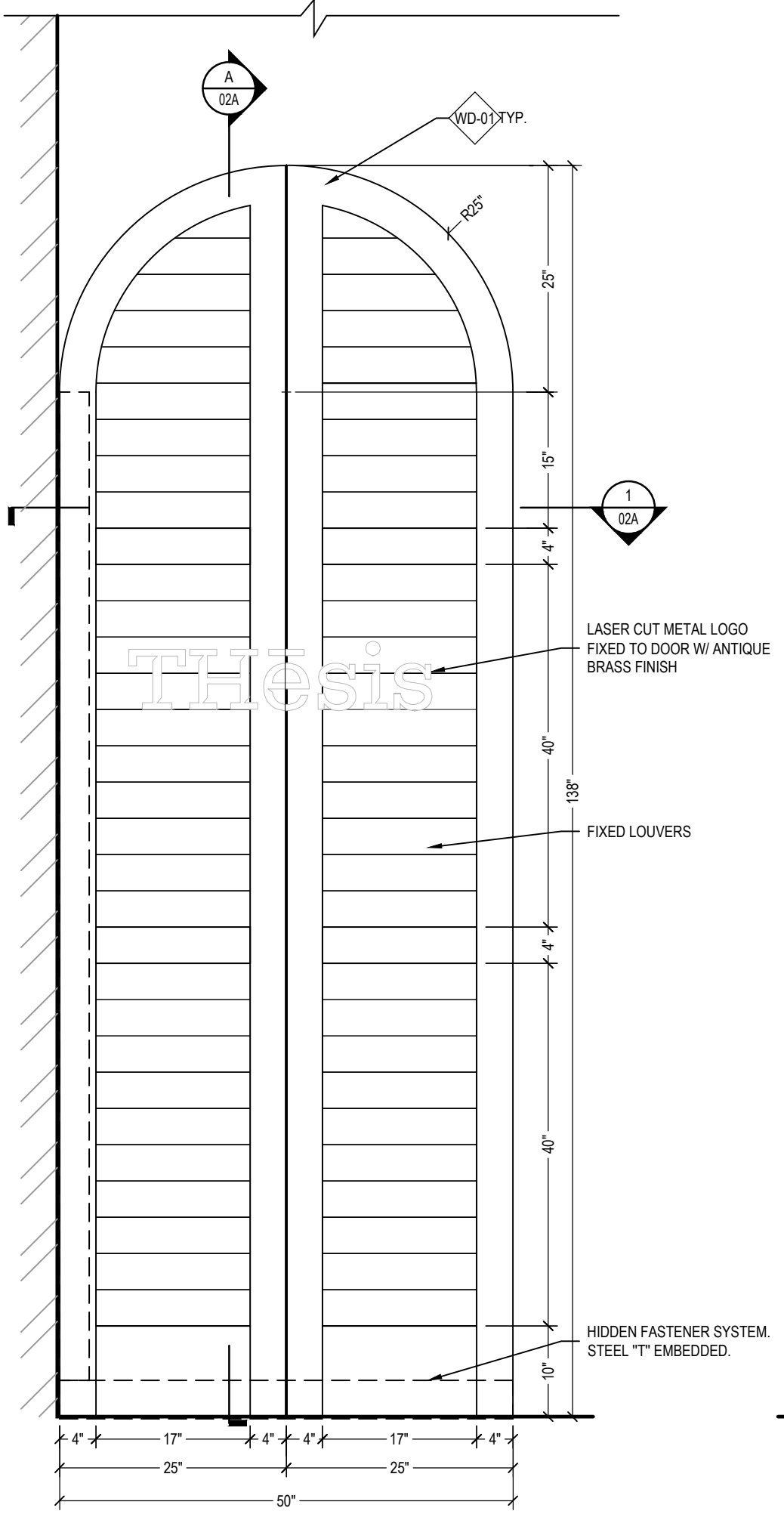


1 PLAN SECTION - HOSTESS DIVIDER
SCALE: 3/4"=1'-0"
ARCH REF: NONE

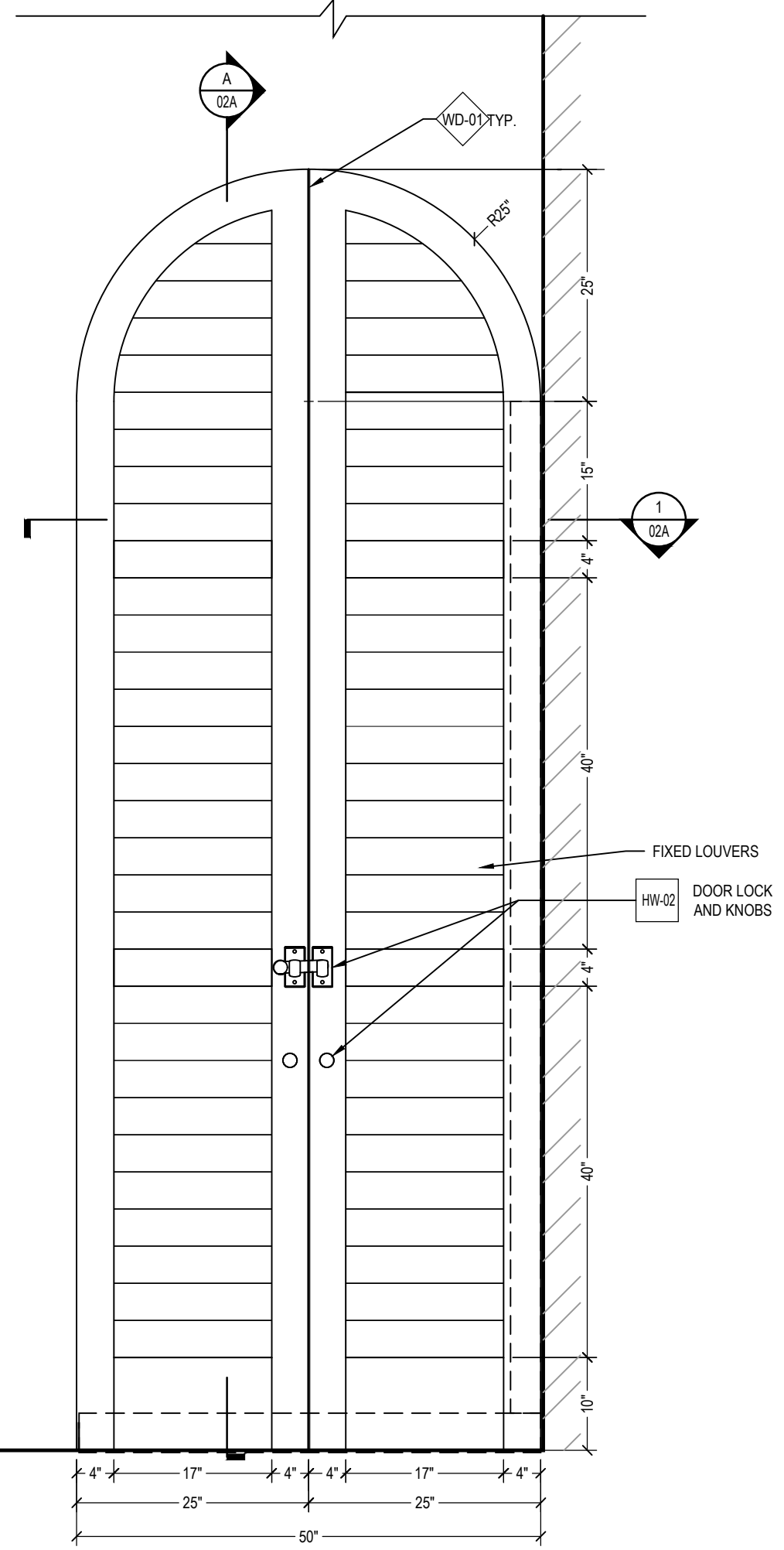
D1 IMAGE - CONCEPT LOCK AND KNOB
SCALE: 3/4"=1'-0"
ARCH REF: ID4.2



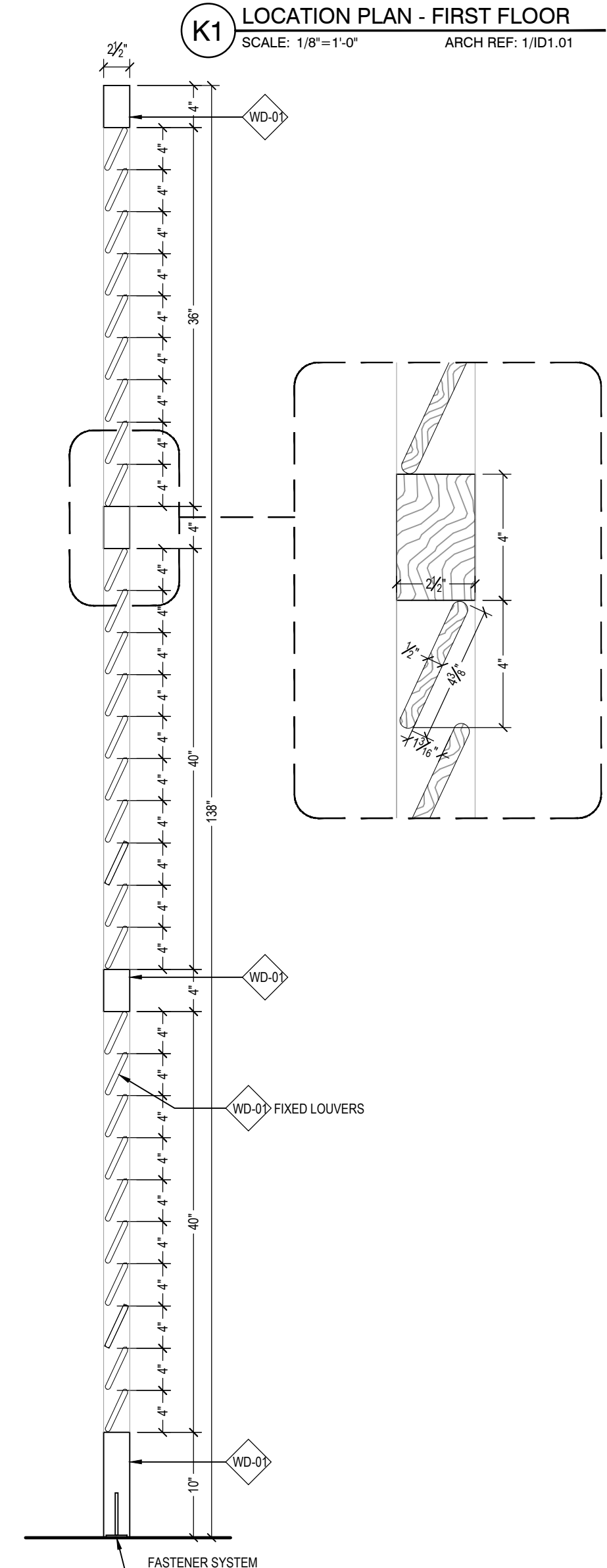
K1 LOCATION PLAN - FIRST FLOOR
SCALE: 1/8"=1'-0"
ARCH REF: 1/ID1.01



2 ELEVATION - HOSTESS DIVIDER
SCALE: 3/4"=1'-0"
ARCH REF: 1/ID4.02



3 ELEVATION - HOSTESS DIVIDER
SCALE: 3/4"=1'-0"
ARCH REF: 3/ID4.02



A SECTION
SCALE: 1"=1'-0"
ARCH REF: 2/ID4.02

FINISH SCHEDULE	
WD-01	STAINED HARDWOOD & VENEER AMERICAN WALNUT
	STAIN FINISH TO MATCH CONTROL SAMPLE

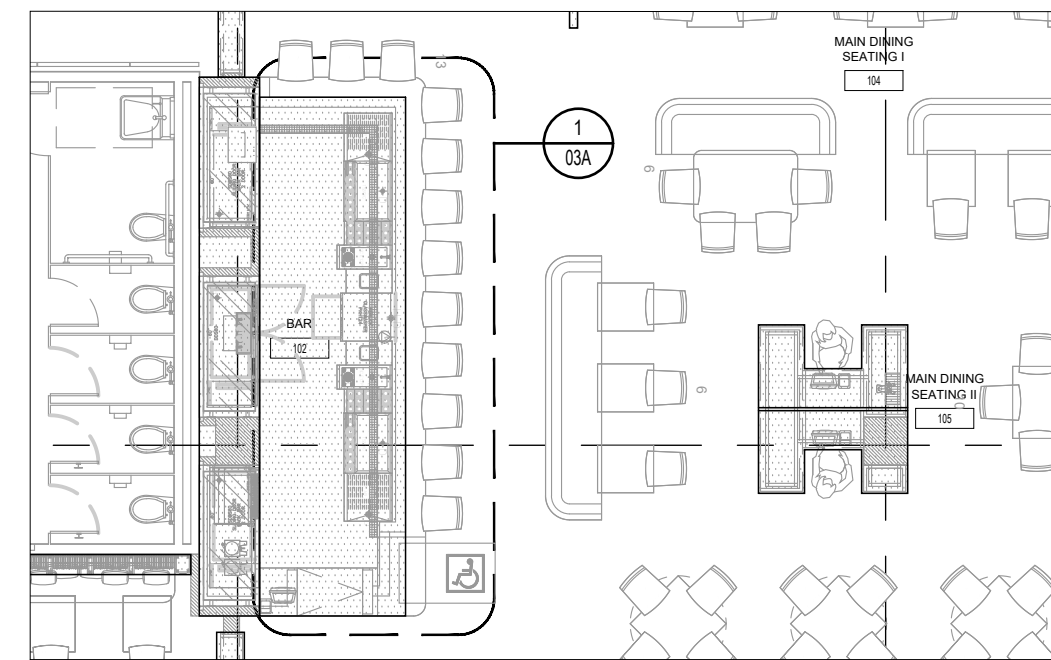
HARDWARE SCHEDULE	
HW-02	DOOR LOCK AND KNOBS W/ AGED BRASS FINISH
	AMI TO PROVIDE OPTIONS FOR REVIEW AND APPROVAL.

00CS	00FP1A	00RCP1A
------	--------	---------

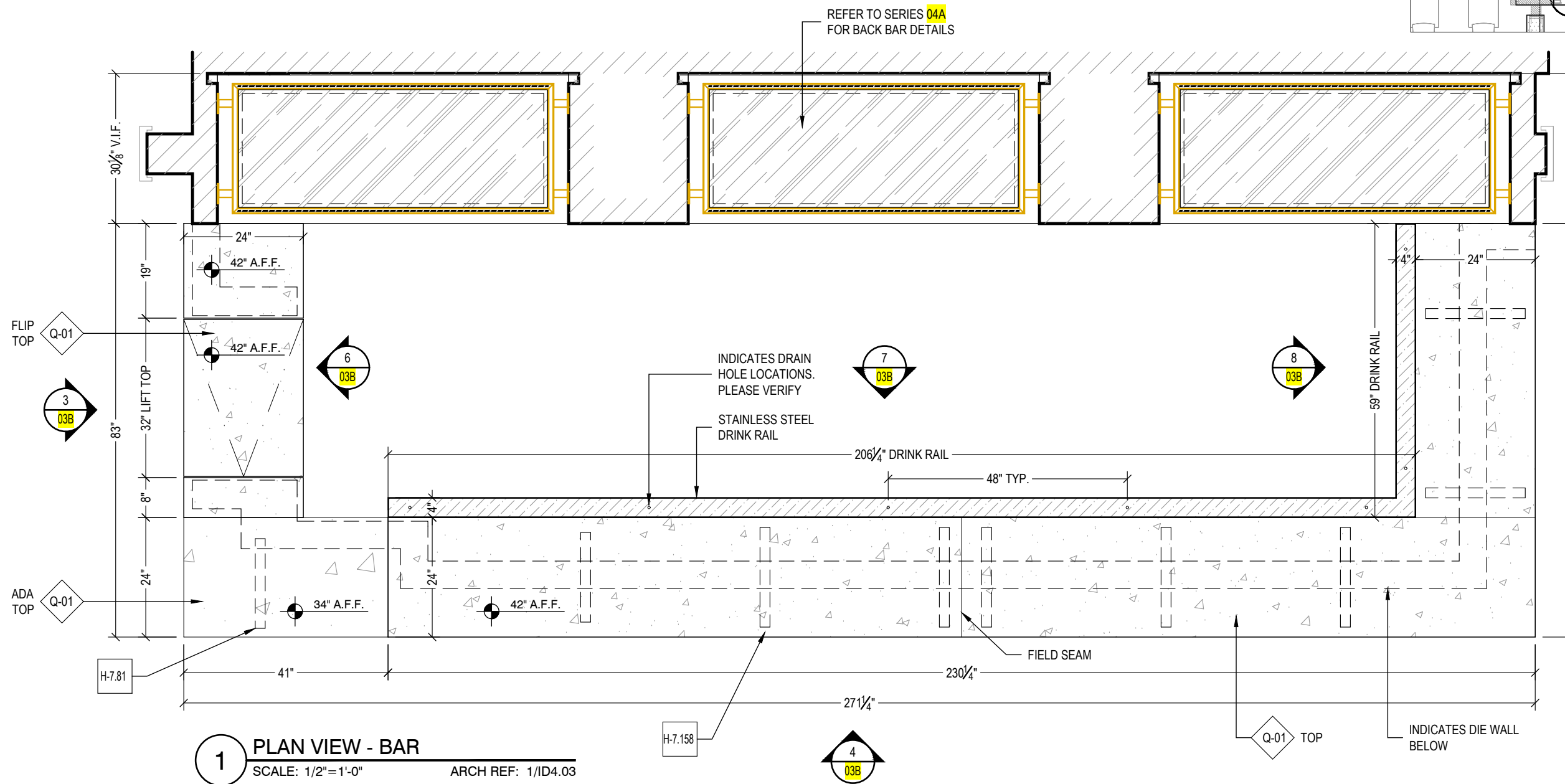
GRADE REQUIREMENTS:		
<input type="checkbox"/>	PREMIUM	<input checked="" type="checkbox"/> CUSTOM
<input type="checkbox"/>	ECONOMY	

ALL V.I.F. DIMENSIONS TO BE VERIFIED IN THE FIELD

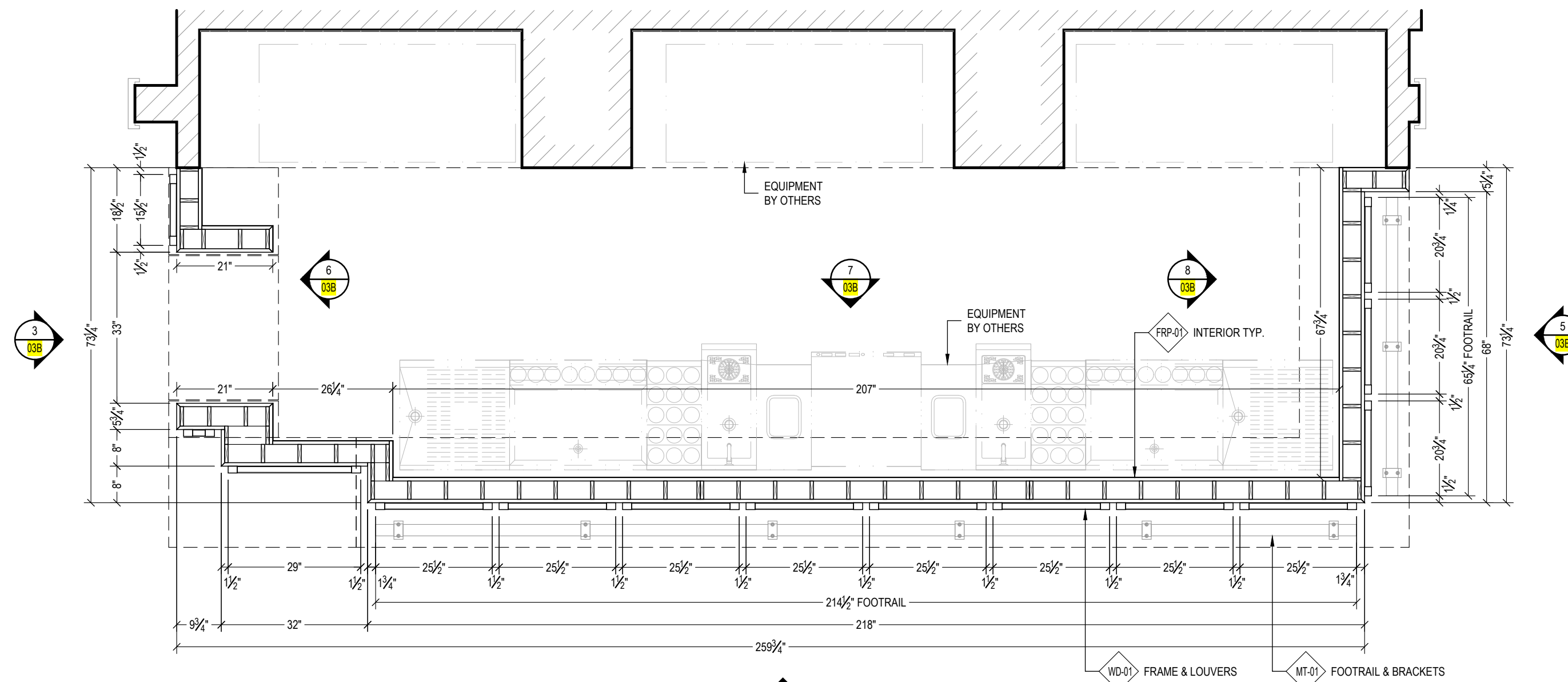
Scope Description	Project Name and Address	G.C Name and Address	Architect Name and Address	REV	DESCRIPTION	DATE	INT
				A	B	C	D
AREA LEVEL 1							
GROUP HOSTESS 101							
SERIES HOSTESS DIVIDER							
Drawn By HD	Date 04/15/20						
Project #	Submittal #						
	01						
Drawing # 02A							



K1 LOCATION PLAN - FIRST FLOOR
SCALE: 1/8" = 1'-0" ARCH REF: 1/ID1.01



1 PLAN VIEW - BAR
SCALE: 1/2" = 1'-0" ARCH REF: 1/ID4.03



2 PLAN SECTION - BAR
SCALE: 1/2" = 1'-0" ARCH REF: 1/ID4.03.1

FINISH SCHEDULE	
FRP-01	FIBER REINFORCED PLASTIC BLACK COLOR
MT-01	POWDERCOATED METAL - BRASS FINISH AGED BRASS LOOK CONTINGENT UPON C.O. APPROVAL
Q-01	2CM QUARTZ TAJ MAHAL QUARTZITE - FINISH TO MATCH CONTROL SAMPLE
WD-01	STAINED HARDWOOD & VENEER AMERICAN WALNUT STAIN FINISH TO MATCH CONTROL SAMPLE

HARDWARE SCHEDULE	
H-7.81	A&M 1" CONCEALED BRACKET - AMI PART #173269068
H-7.158	W/18" SUPPORT ARM WHITE 1/4" STEEL CENTERLINE STEEL PLATE - AMI PART #153168310 WITH 4 OFF SET MOUNTING HOLES, 18" WHITE

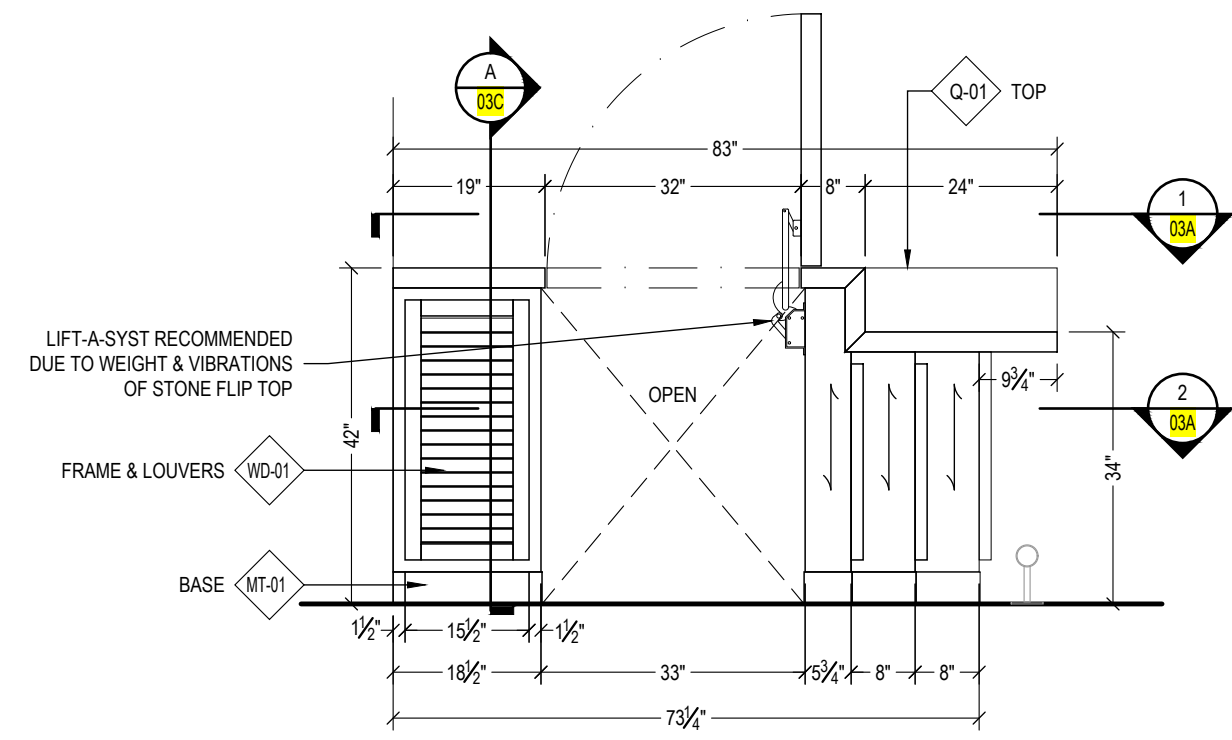
00CS 00FP1A 00RCP1A

GRADE REQUIREMENTS:		
<input type="checkbox"/> PREMIUM	<input checked="" type="checkbox"/> CUSTOM	<input type="checkbox"/> ECONOMY

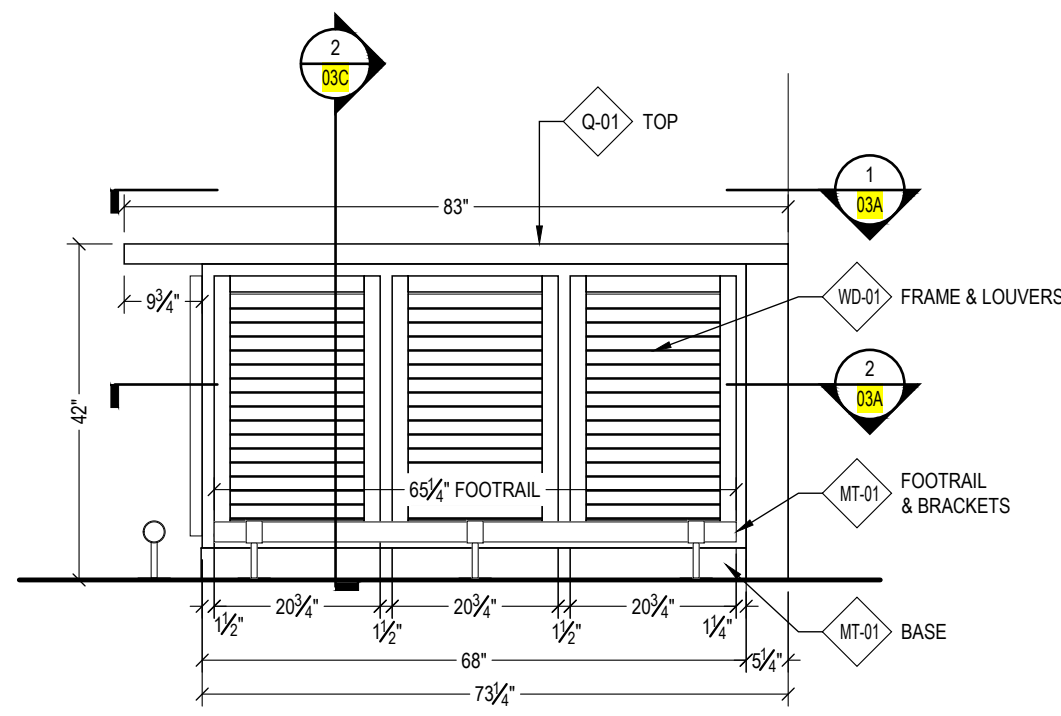
ALL V.I.F. DIMENSIONS TO BE VERIFIED IN THE FIELD

REV	DESCRIPTION	DATE	INT
A			
B			
C			
D			
E			
F			

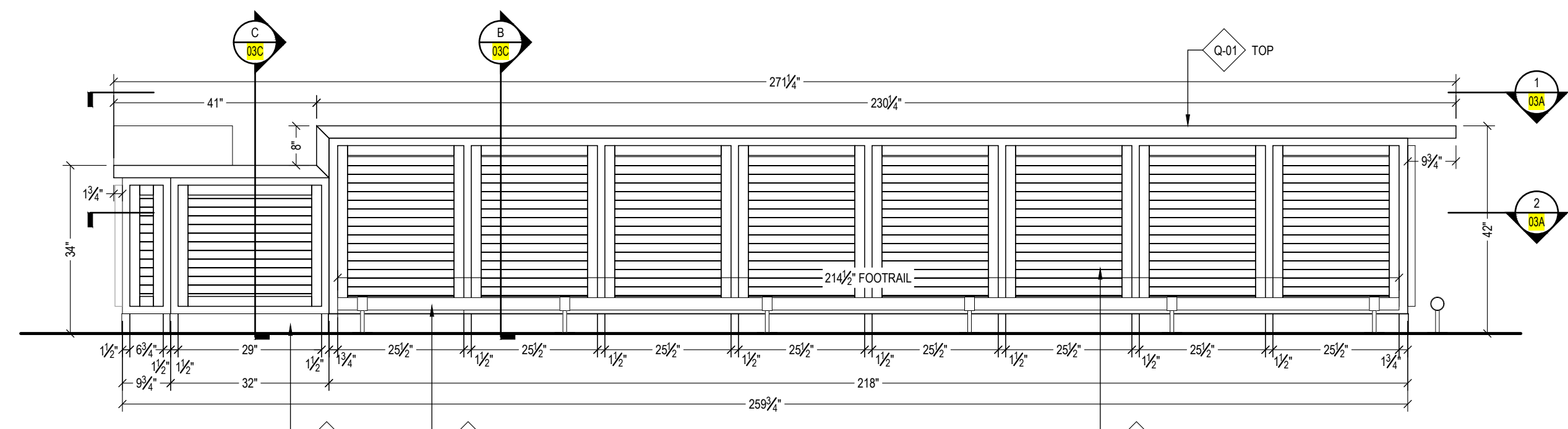
Architect Name and Address		G.C Name and Address		Project Name and Address	
Scope Description		AREA	GROUP	SERIES	
LEVEL 1		BAR 102	FRONT BAR		
Drawn By	Date	Project #	Submission #	Drawing #	
HD	03/13/20		01	03A	



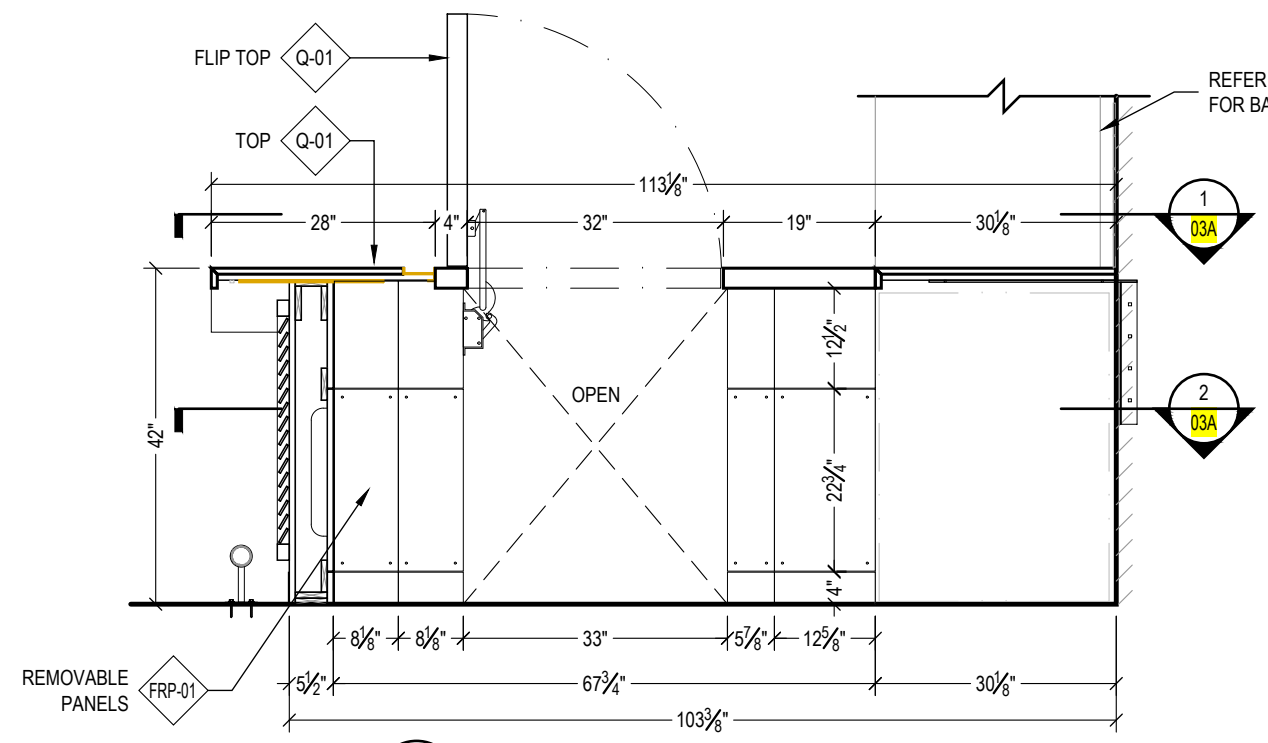
3 ELEVATION - BAR
SCALE: 1/2"=1'-0" ARCH REF: 4/ID4.03



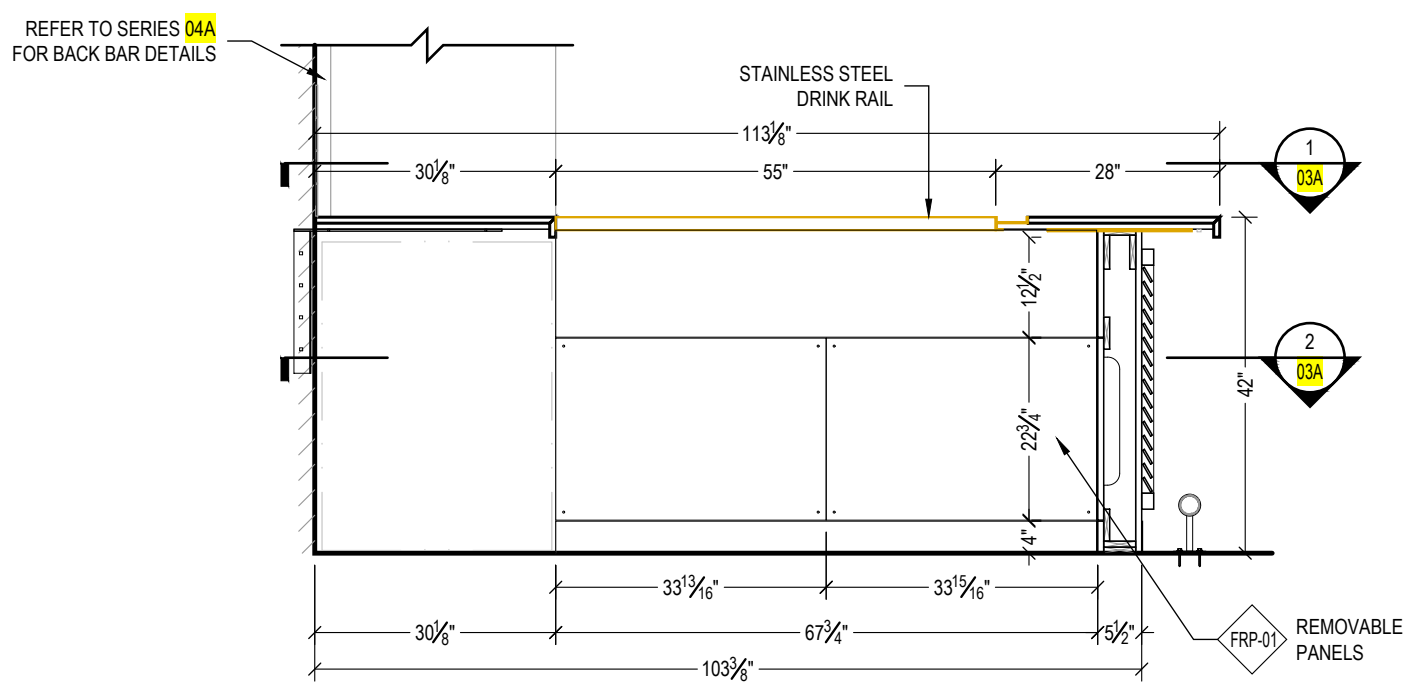
5 ELEVATION - BAR
SCALE: 1/2"=1'-0" ARCH REF: 2/ID4.03



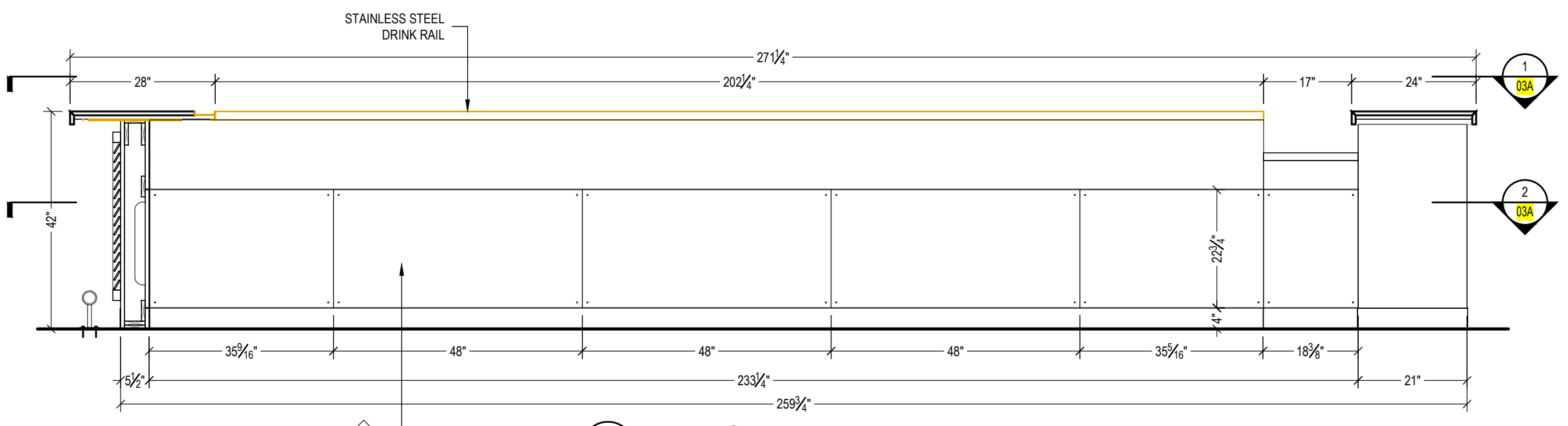
4 ELEVATION - BAR
SCALE: 1/2"=1'-0" ARCH REF: 3/ID4.03



6 ELEVATION - BAR
SCALE: 1/2"=1'-0" ARCH REF: 3/ID4.03



8 ELEVATION - BAR
SCALE: 1/2"=1'-0" ARCH REF: 3/ID4.03



7 ELEVATION - BAR
SCALE: 1/2"=1'-0" ARCH REF: NONE

FINISH SCHEDULE	
FRP-01	FIBER REINFORCED PLASTIC BLACK COLOR
MT-01	POWDERCOATED METAL - BRASS FINISH AGED BRASS LOOK CONTINGENT UPON C.O. APPROVAL
Q-01	2CM QUARTZ TAJ MAHAL QUARTZITE - FINISH TO MATCH CONTROL SAMPLE
WD-01	STAINED HARDWOOD & VENEER AMERICAN WALNUT STAIN FINISH TO MATCH CONTROL SAMPLE

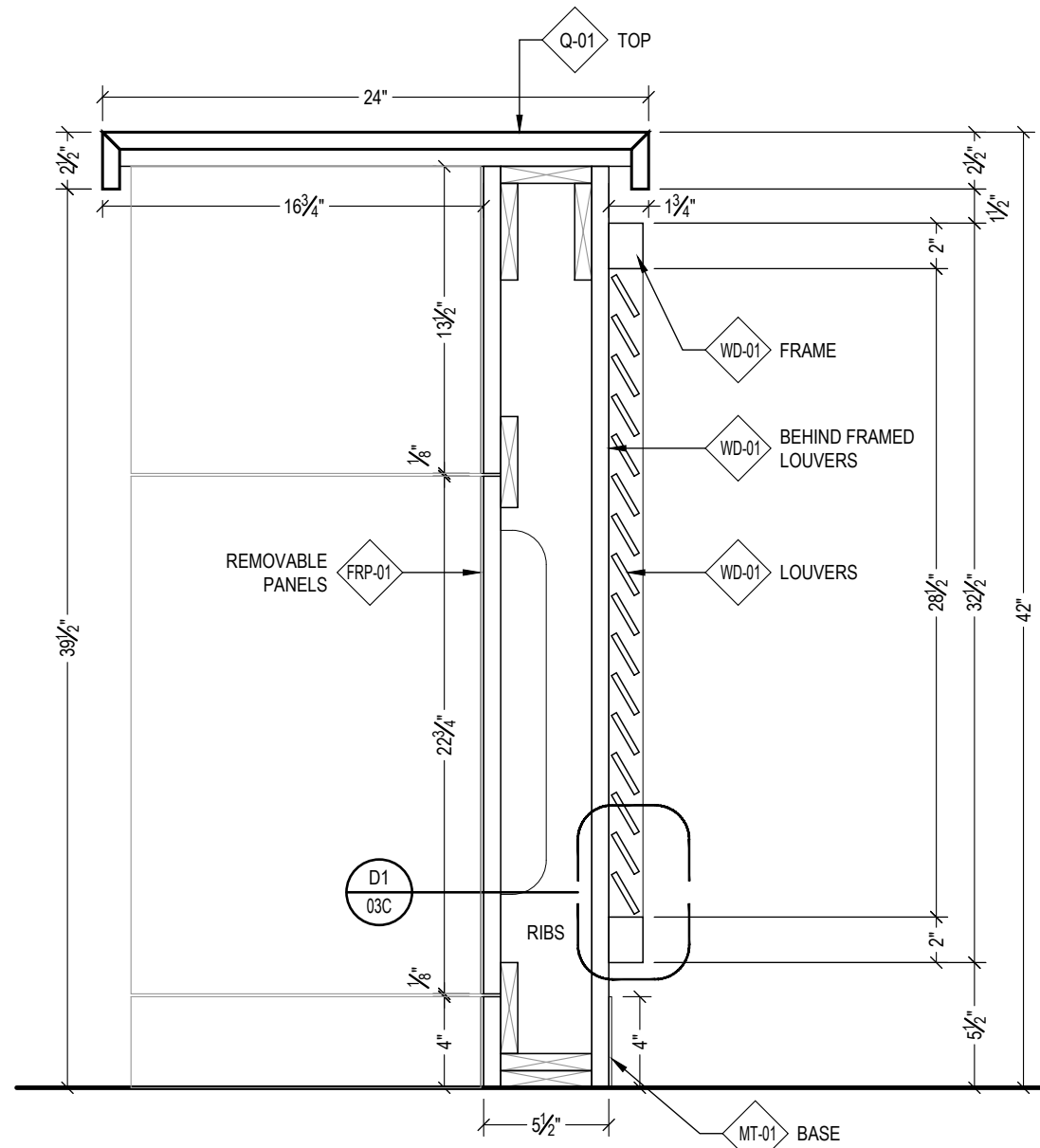
HARDWARE SCHEDULE	
H-7.81	A&M 1" CONCEALED BRACKET - AMI PART #173269068 W/18" SUPPORT ARM WHITE 1/4" STEEL
H-7.158	CENTERLINE STEEL PLATE - AMI PART #153168310 WITH 4 OFF SET MOUNTING HOLES, 18" WHITE

00CS **00FP1A** 00RCP1A

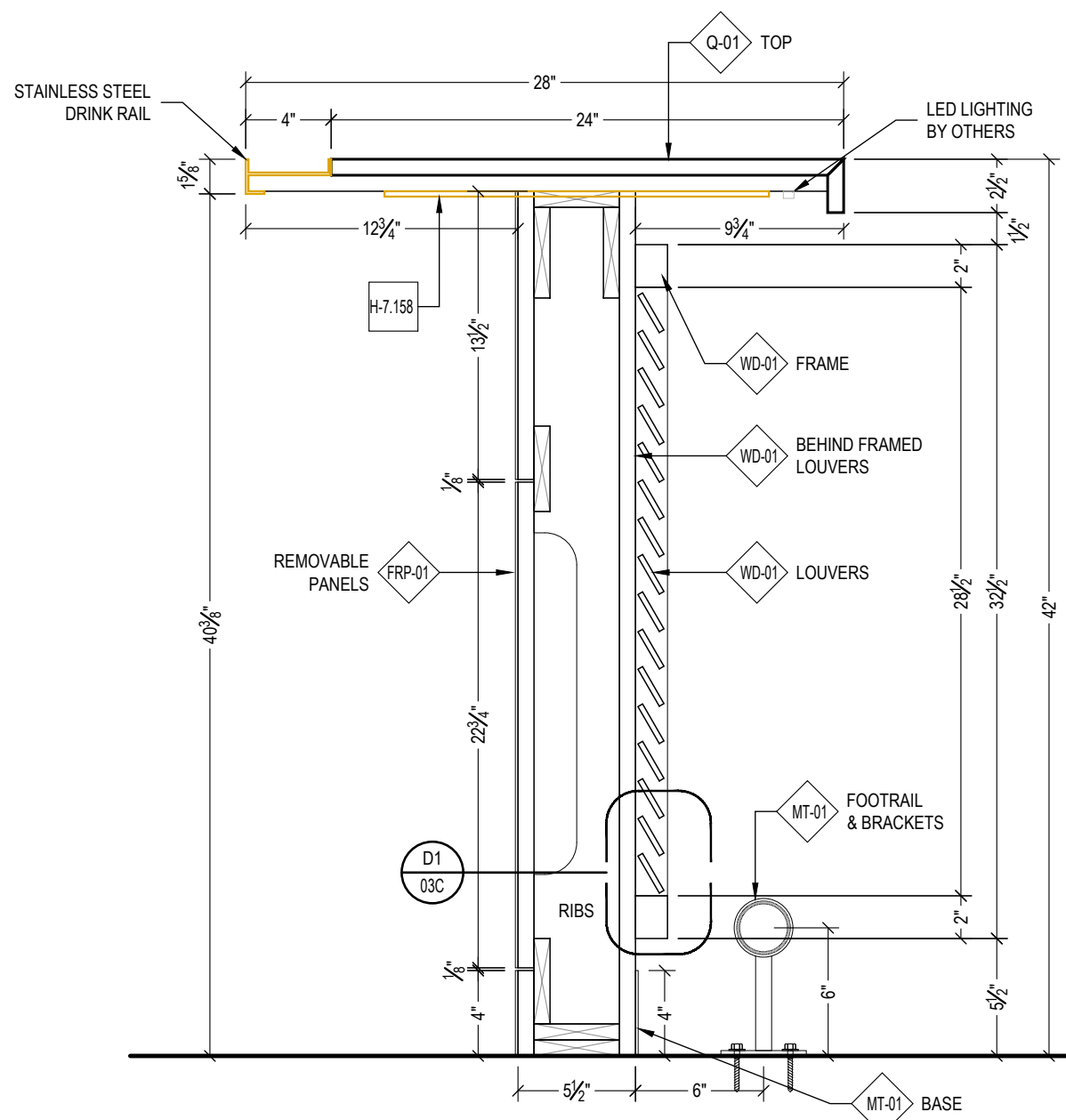
GRADE REQUIREMENTS:		
<input type="checkbox"/> PREMIUM	<input checked="" type="checkbox"/> CUSTOM	<input type="checkbox"/> ECONOMY

ALL V.I.F. DIMENSIONS TO BE VERIFIED IN THE FIELD

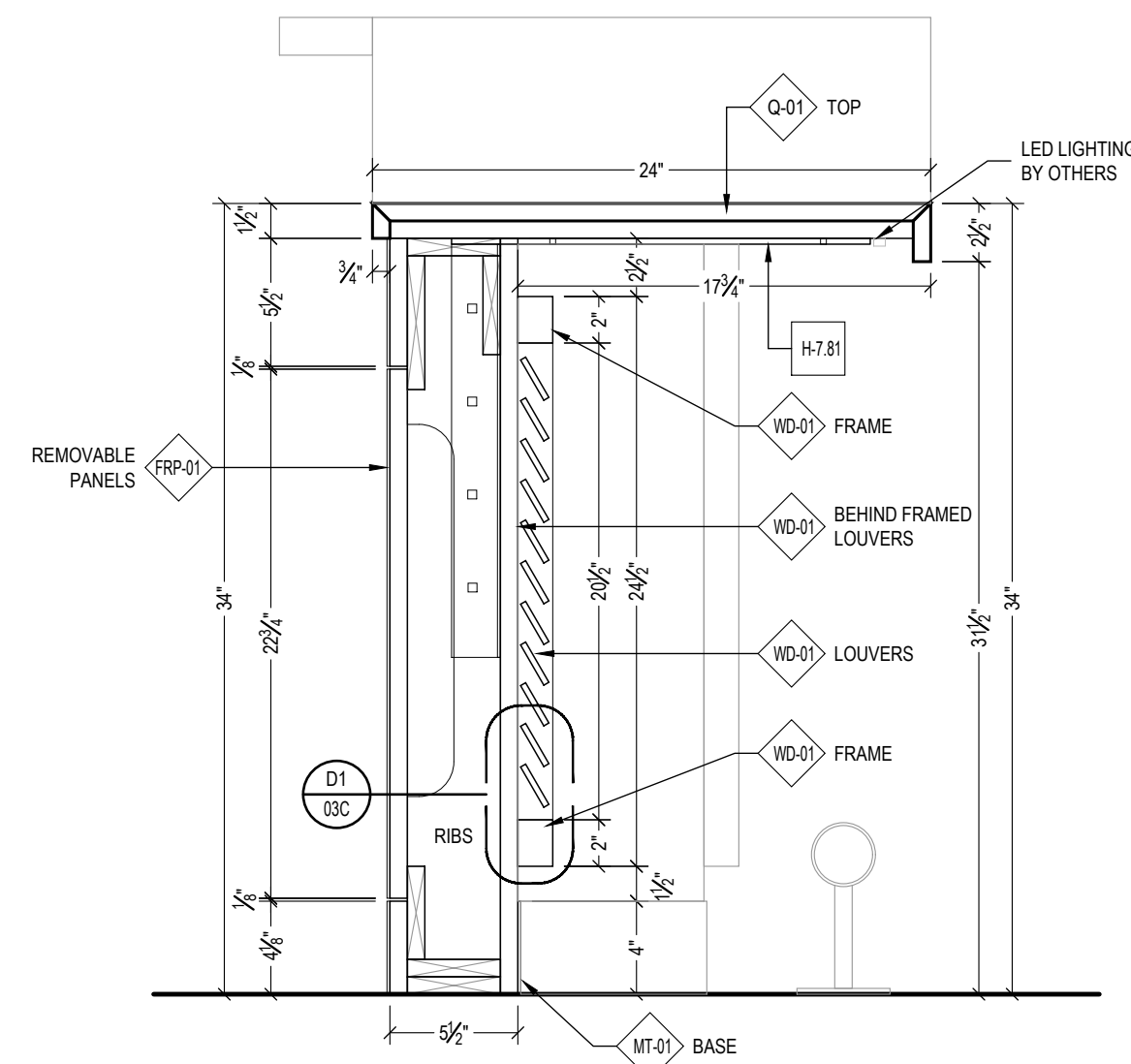
Scope Description	Area	Group	Series	Project Name and Address					
				REV	DESCRIPTION	DATE	INT	INT	INT
LEVEL 1 BAR 102 FRONT BAR	AREA	GROUP	SERIES	A					
				B					
				C					
				D					
				E					
				F					
				Drawing #		03B			
				Drawn By		Date			
				HD		03/13/20			
				Project #		Submission #			
						01			



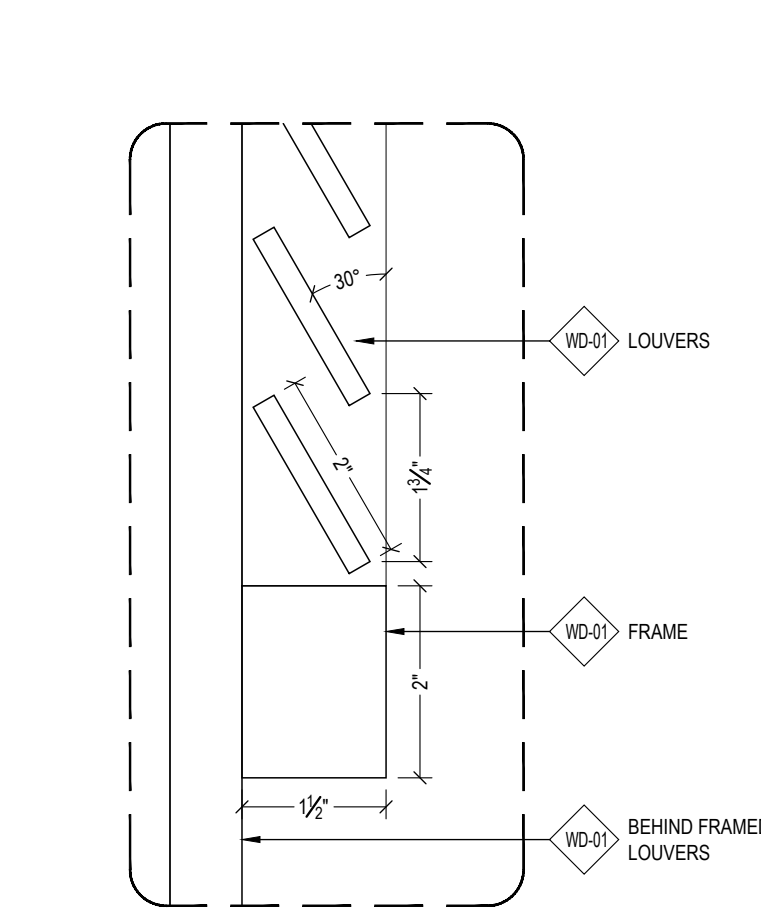
A SECTION
SCALE: 1-1/2"=1'-0" ARCH REF: 5/ID4.03.1



B SECTION
SCALE: 1-1/2"=1'-0" ARCH REF: 5/ID4.03.1



C SECTION
SCALE: 1-1/2"=1'-0" ARCH REF: NONE



D1 DETAIL
SCALE: 6"=1'-0" ARCH REF: 5/ID4.03.1

FINISH SCHEDULE	
FRP-01	FIBER REINFORCED PLASTIC BLACK COLOR
MT-01	POWDERCOATED METAL - BRASS FINISH AGED BRASS LOOK CONTINGENT UPON C.O. APPROVAL
Q-01	2CM QUARTZ TAJ MAHAL QUARTZITE - FINISH TO MATCH CONTROL SAMPLE
WD-01	STAINED HARDWOOD & VENEER AMERICAN WALNUT STAIN FINISH TO MATCH CONTROL SAMPLE

HARDWARE SCHEDULE	
H-7.81	A&M 1" CONCEALED BRACKET - AMI PART #173269068 W/18" SUPPORT ARM WHITE 1/4" STEEL
H-7.158	CENTERLINE STEEL PLATE - AMI PART #153168310 WITH 4 OFF SET MOUNTING HOLES, 18" WHITE

00CS	00FP1A	00RCP1A
------	--------	---------

GRADE REQUIREMENTS:		
<input type="checkbox"/> PREMIUM	<input checked="" type="checkbox"/> CUSTOM	<input type="checkbox"/> ECONOMY

ALL V.I.F. DIMENSIONS TO BE VERIFIED IN THE FIELD

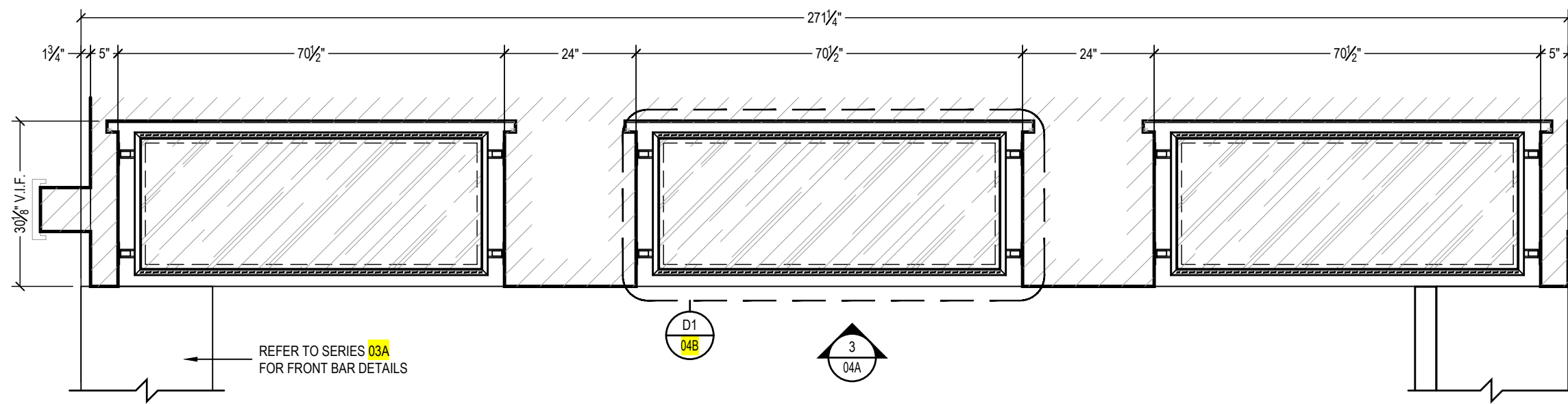
REV	DESCRIPTION	DATE	INT
A			
B			
C			
D			
E			
F			

Architect Name and Address	
G.C Name and Address	
Project Name and Address	

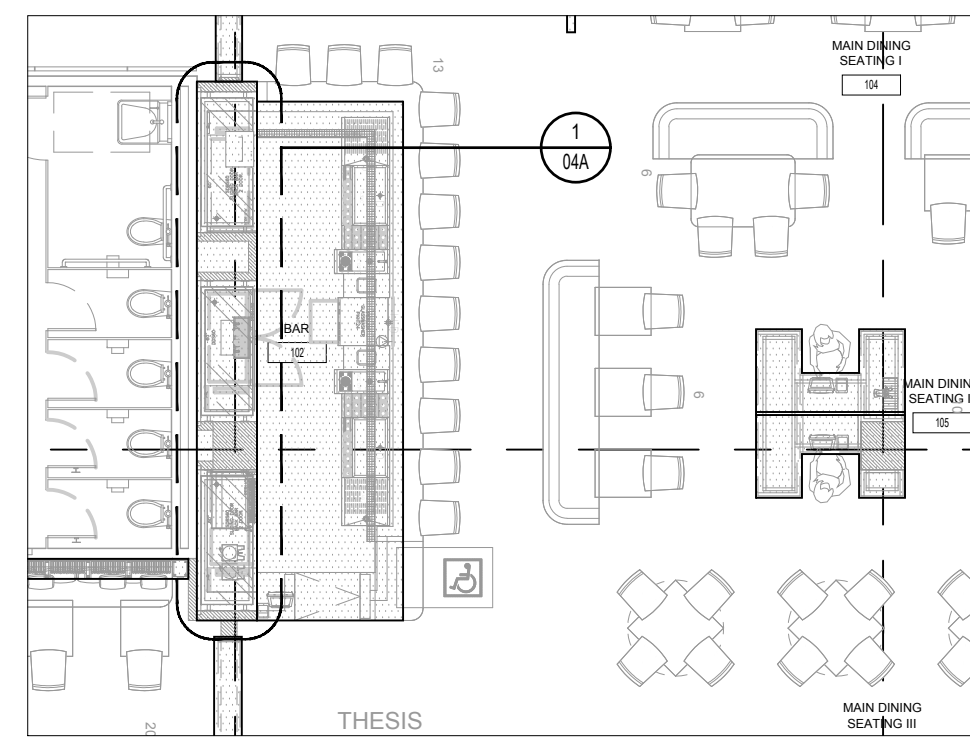
Scope Description	AREA	LEVEL 1	GROUP	BAR 102	SERIES	FRONT BAR
-------------------	------	---------	-------	---------	--------	-----------

Drawn By	HD	Date	03/13/20
Project #		Submittal #	01

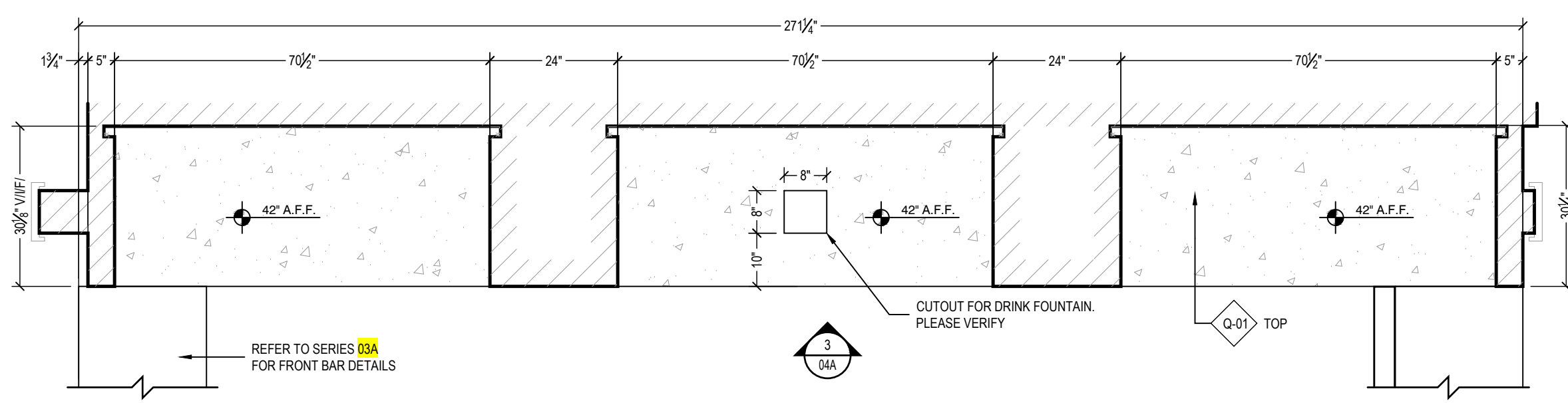
Drawing #	03C
-----------	-----



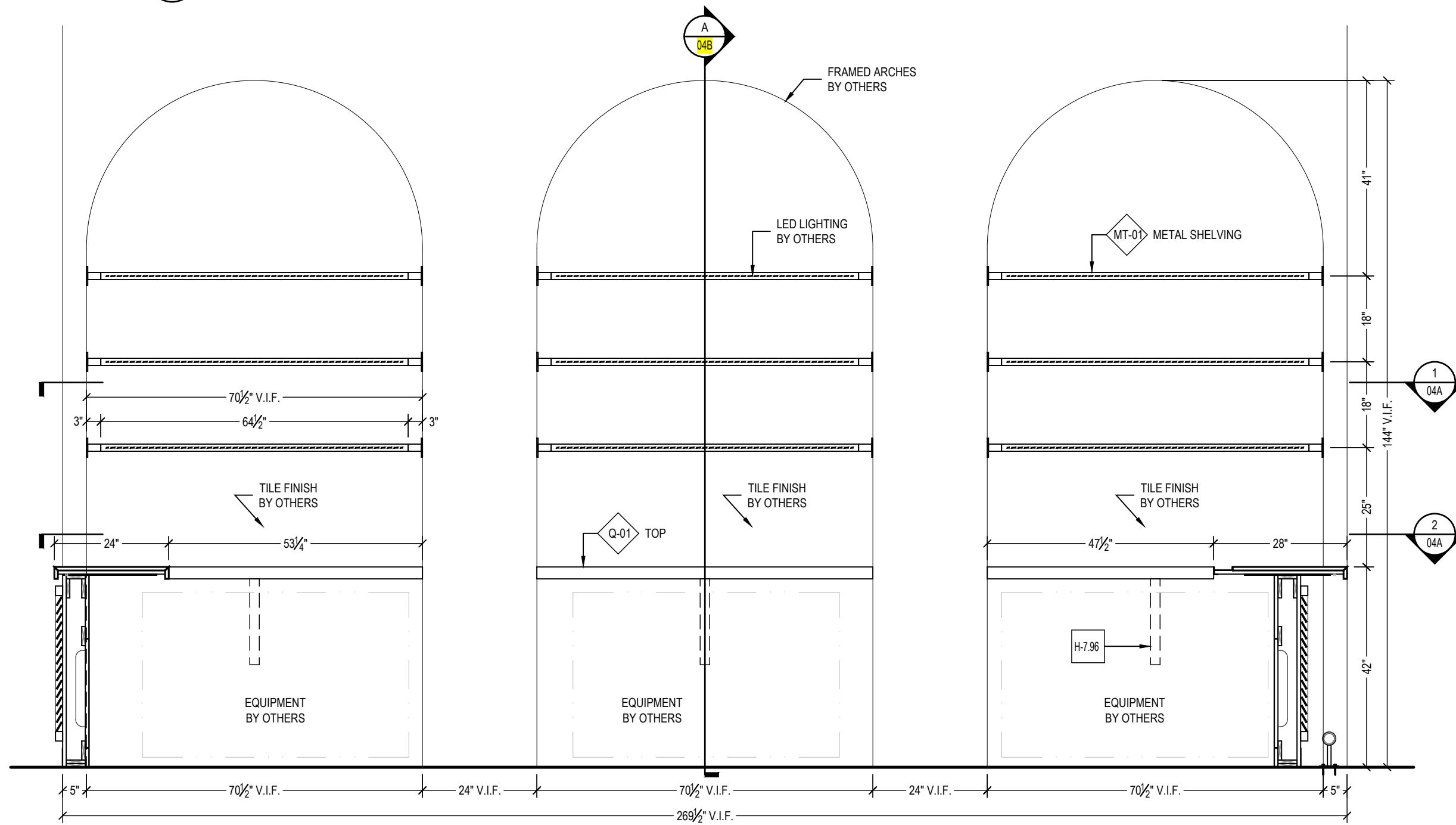
1 PLAN VIEW - BACK BAR
SCALE: 1/2"=1'-0" ARCH REF: 1/ID4.03



K1 LOCATION PLAN - FIRST FLOOR
SCALE: 1/8"=1'-0" ARCH REF: 1/ID1.01



2 PLAN VIEW - BACK BAR (COUNTER PLAN)
SCALE: 1/2"=1'-0" ARCH REF: 1/ID4.03



3 ELEVATION - BACK BAR
SCALE: 1/2"=1'-0" ARCH REF: 2/ID4.03.1

FINISH SCHEDULE	
MT-01	POWDERCOATED METAL - BRASS FINISH
	AGED BRASS LOOK CONTINGENT UPON C.O. APPROVAL
Q-01	2CM QUARTZ
	TAJ MAHAL QUARTZITE - FINISH TO MATCH CONTROL SAMPLE

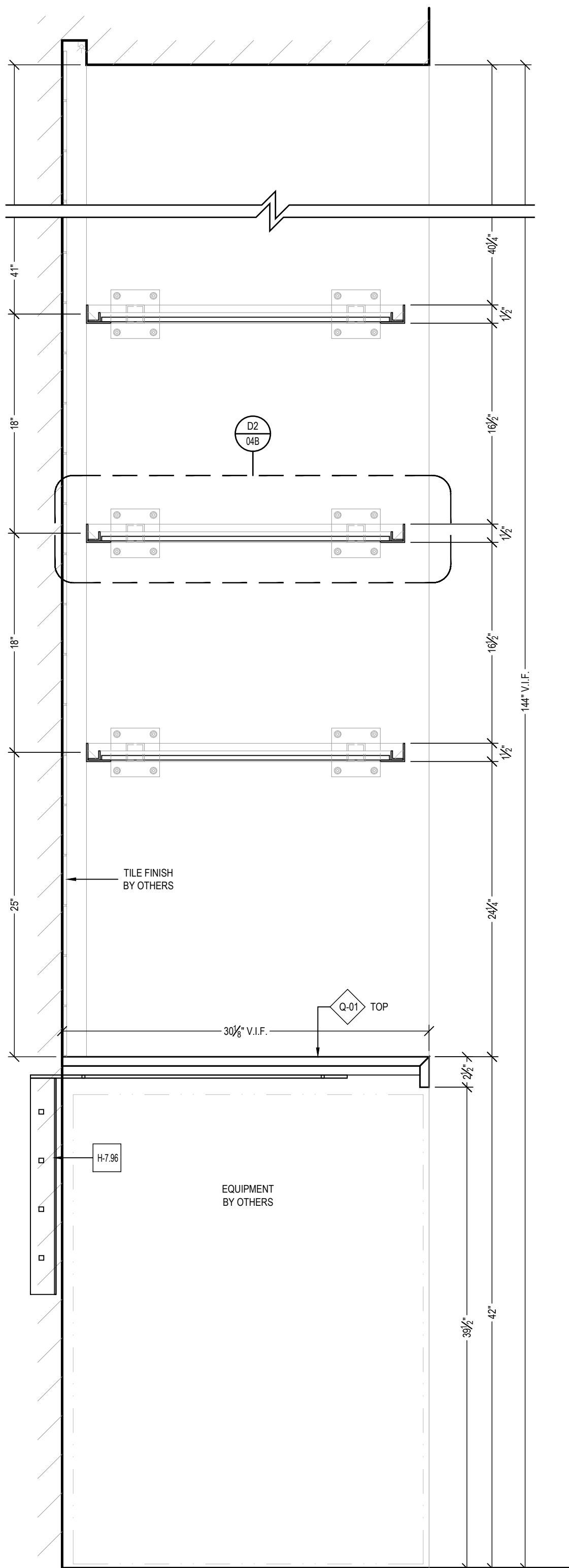
HARDWARE SCHEDULE	
H-7.96	A&M 1" HYBRID BRACKET - AMI PART #173269083
	24" X 22", WHITE

00CS	00FP1A	00RCP1A
------	--------	---------

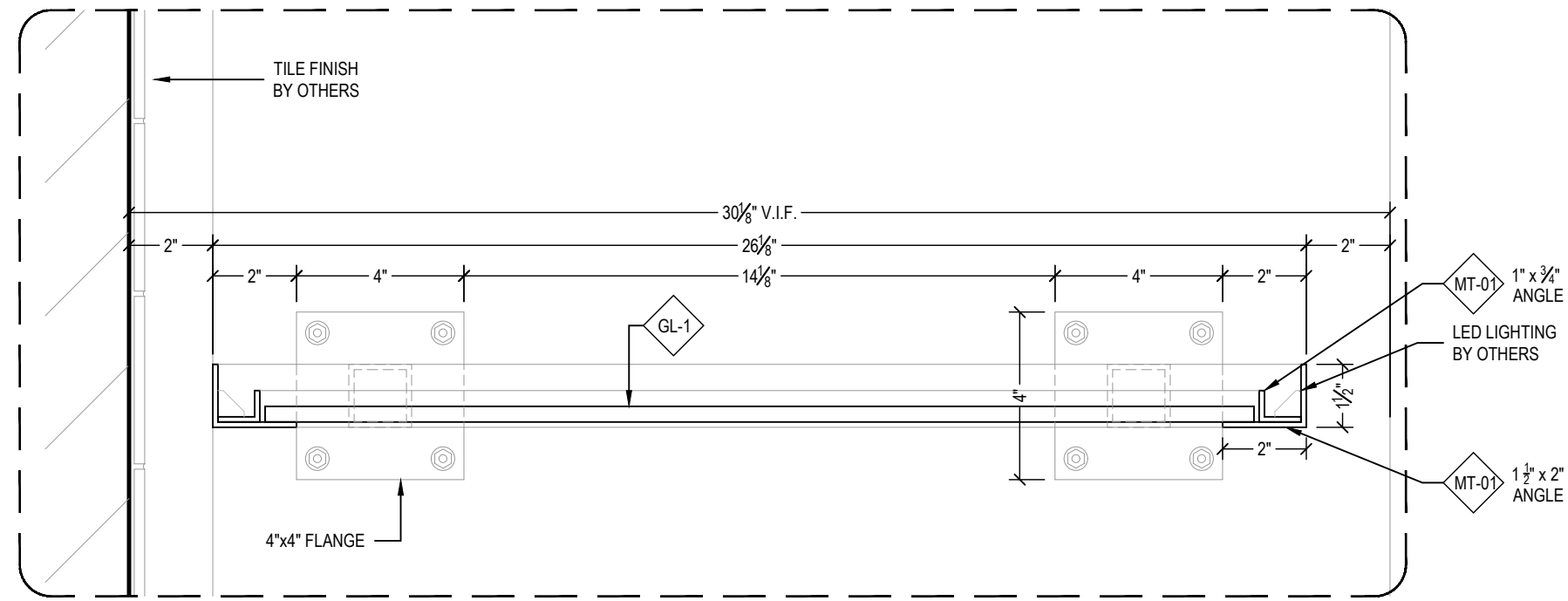
GRADE REQUIREMENTS:		
<input type="checkbox"/> PREMIUM	<input checked="" type="checkbox"/> CUSTOM	<input type="checkbox"/> ECONOMY

ALL V.I.F. DIMENSIONS TO BE VERIFIED IN THE FIELD

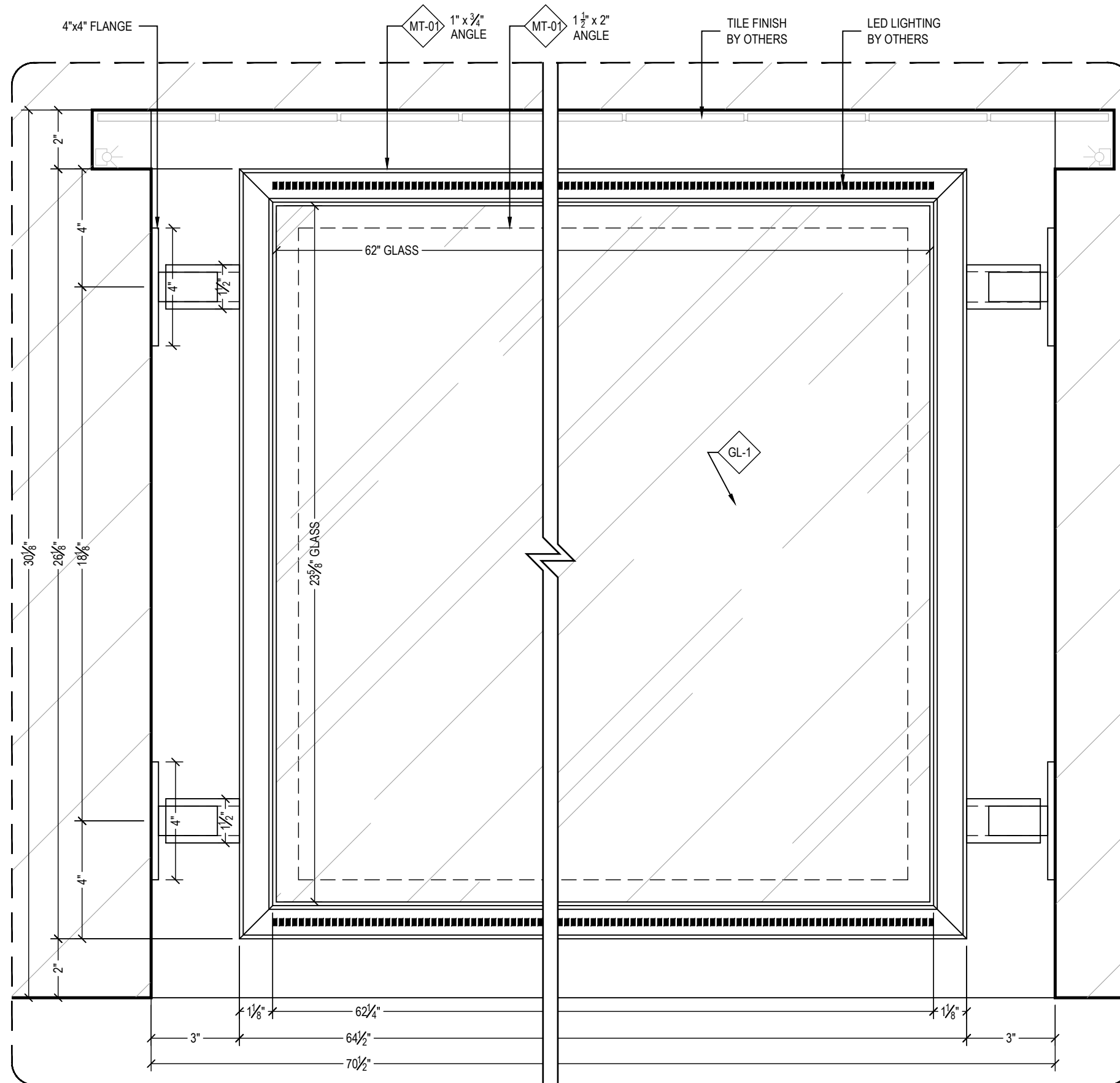
REV	DESCRIPTION	DATE	INT	Architect Name and Address	G.C Name and Address	Project Name and Address	Scope Description			
							AREA	GROUP	SERIES	
A							LEVEL 1	BAR 102	BACK BAR	
B										
C										
D										
E										
F										
							Drawn By	Date		
							HD	04/15/20		
							Project #	Submittal #		
								01		
							Drawing #			
							04A			



A SECTION
SCALE: 1-1/2"=1'-0" ARCH REF: 3/ID4.03.1



D2 DETAIL
SCALE: 3"=1'-0" ARCH REF: 4/ID4.03.1



D1 DETAIL
SCALE: 3"=1'-0" ARCH REF: 5/ID4.03

FINISH SCHEDULE	
MT-01	POWDERCOATED METAL - BRASS FINISH
	AGED BRASS LOOK CONTINGENT UPON C.O. APPROVAL
Q-01	2CM QUARTZ
	TAJ MAHAL QUARTZITE - FINISH TO MATCH CONTROL SAMPLE

HARDWARE SCHEDULE	
H-7.96	A&M 1" HYBRID BRACKET - AMI PART #173269083
	24" X 22", WHITE

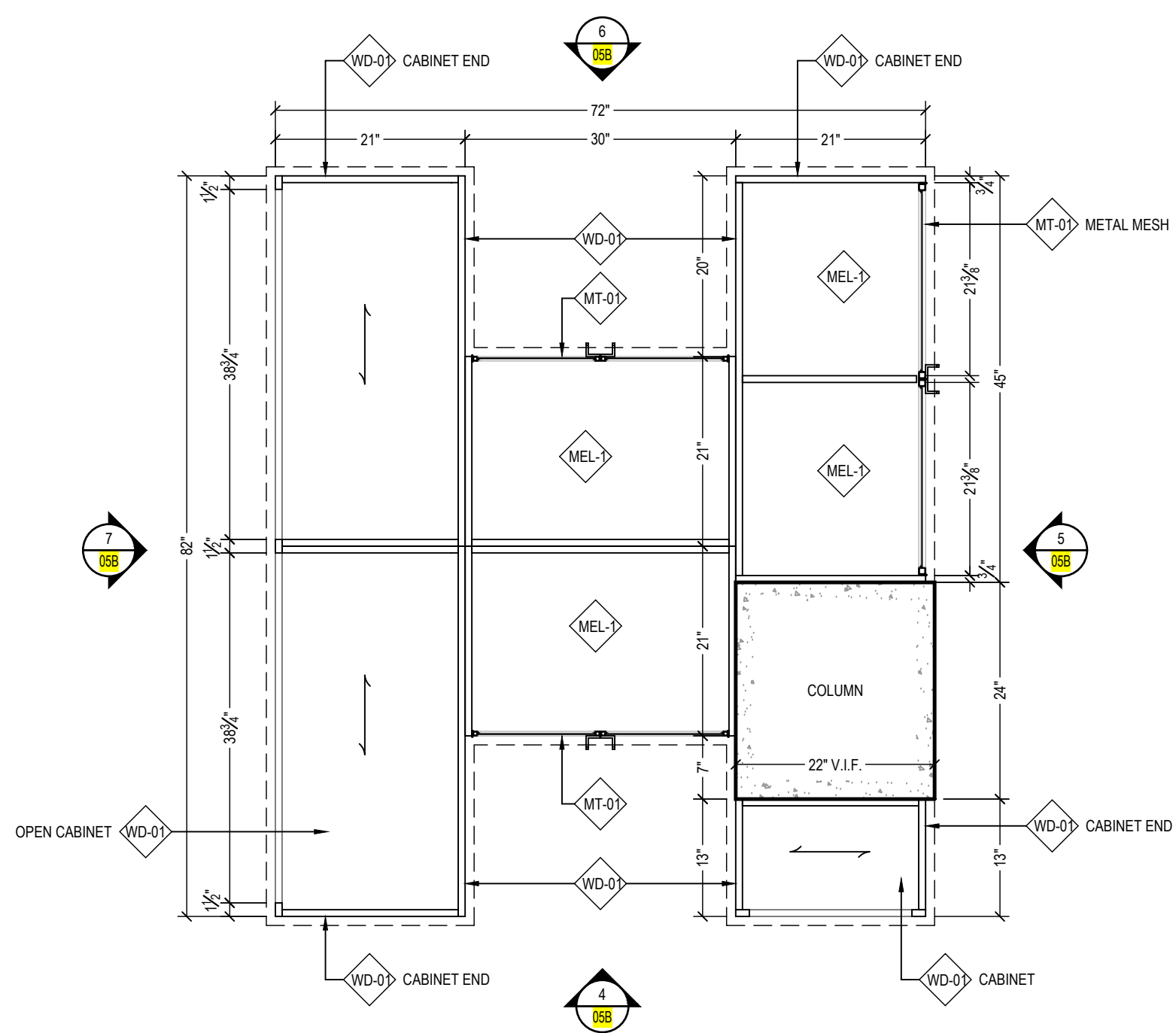
00CS	00FP1A	00RCP1A
------	--------	---------

GRADE REQUIREMENTS:		
<input type="checkbox"/> PREMIUM	<input checked="" type="checkbox"/> CUSTOM	<input type="checkbox"/> ECONOMY

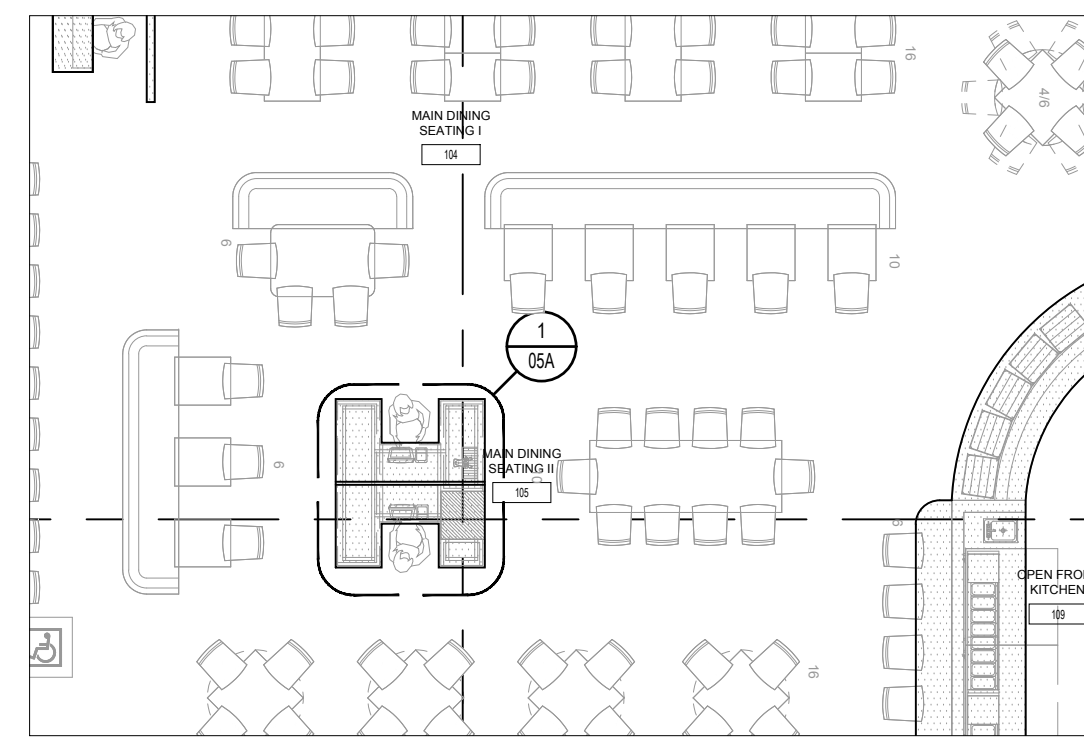
ALL V.I.F. DIMENSIONS TO BE VERIFIED IN THE FIELD

REV	DESCRIPTION	DATE	INT
A			
B			
C			
D			
E			
F			

Architect Name and Address			
G.C Name and Address			
Project Name and Address			
Scope Description	AREA	GROUP	SERIES
	LEVEL 1	BAR 102	BACK BAR
Drawn By	HD	Date	04/15/20
Project #		Submittal #	01
Drawing #	04B		



1 **BASE CABINET PLAN - SERVER STATION**
 SCALE: 3/4"=1'-0" ARCH REF: 2/ID4.05

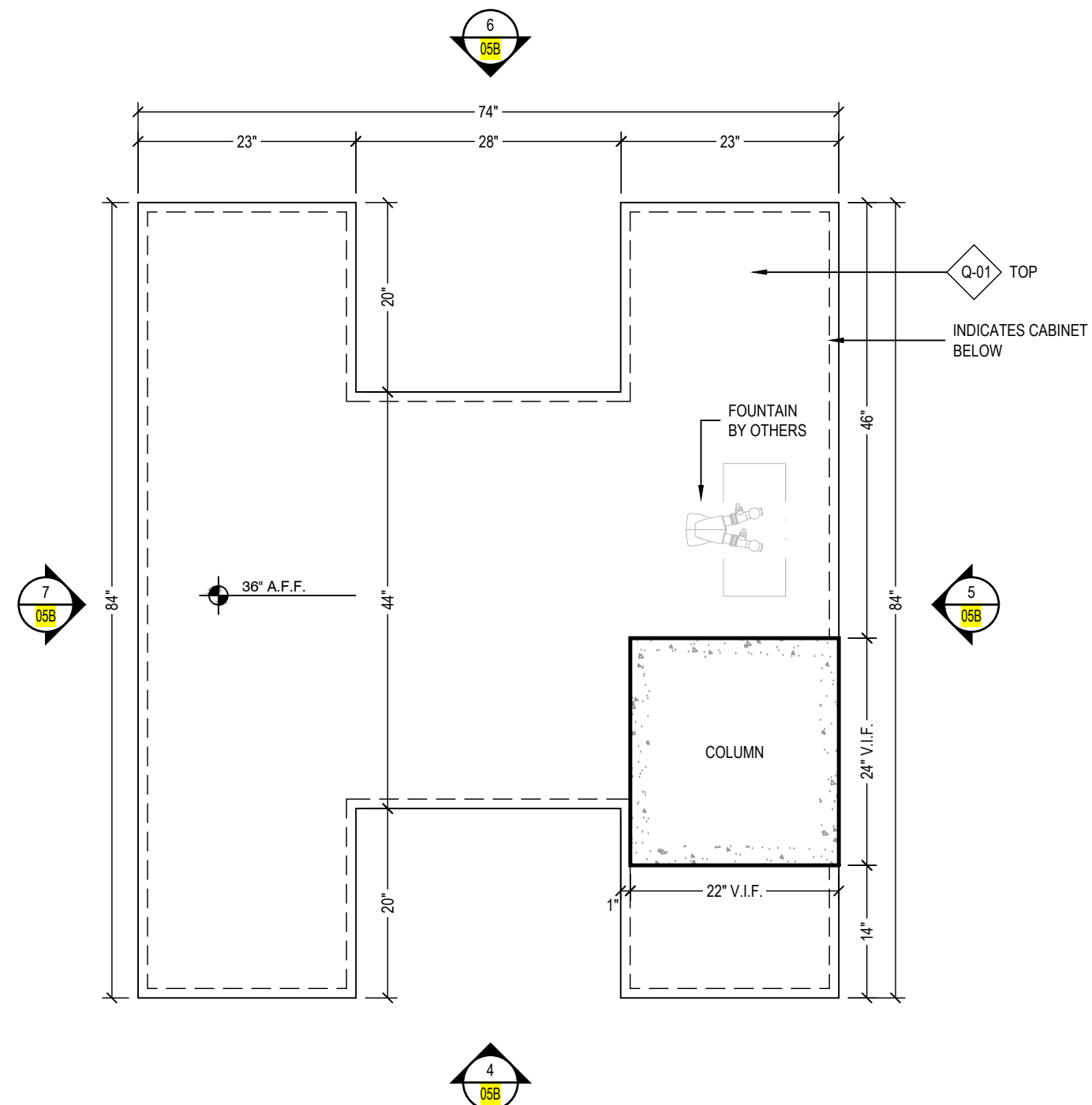


K1 **LOCATION PLAN - FIRST FLOOR**
 SCALE: 1/8"=1'-0" ARCH REF: 1/ID1.01

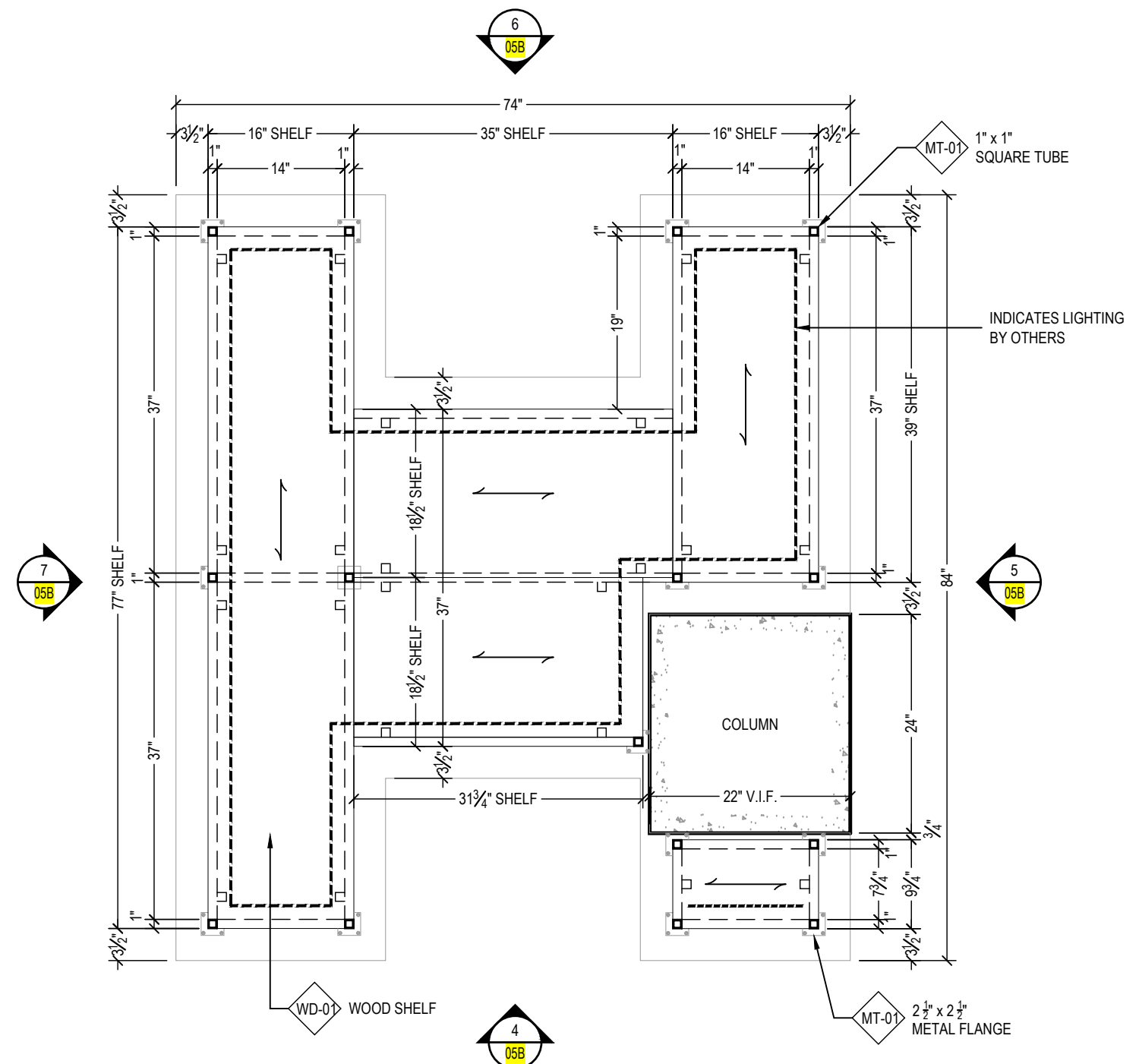
FINISH SCHEDULE	
MEL-1	INTERIOR CABINET FINISH MELAMINE: COLOR BLACK
MT-01	POWDERCOATED METAL - BRASS FINISH AGED BRASS LOOK CONTINGENT UPON C.O. APPROVAL
Q-01	2CM QUARTZ TAJ MAHAL QUARTZITE - FINISH TO MATCH CONTROL SAMPLE
WD-01	STAINED HARDWOOD & VENEER AMERICAN WALNUT STAIN FINISH TO MATCH CONTROL SAMPLE

HARDWARE SCHEDULE	
HW-01	EMBEDDED DOOR HANDLES W/ AGED BRASS FINISH AMI TO PROVIDE OPTIONS FOR REVIEW AND APPROVAL
HW-03A	DOOR HINGE PLEASE PROVIDE SPECS
H-3.4	DRAWER SLIDE - AMI ITEM #169998003 KV TRU TRACK, 100LBS FULL E., TEL., SIDE MOUNTED, 18"
H-4.0	AMI SUPPORTS - AMI ITEM #153187029 STANDARD SHELF SUPPORT 5mm X 24mm 282.40.708
H-5.0	MAGNETIC CATCH - AMI ITEM #163219220 4-5kg, BLACK 246.29.301

NOTE:
 FINAL DESIGN PENDING METAL SUBCONTRACTORS
 INPUT WITH REGARDS TO THE STRUCTURAL SOUNDNESS OF DESIGN



2 **COUNTER PLAN - SERVER STATION**
 SCALE: 3/4"=1'-0" ARCH REF: 2/ID4.05



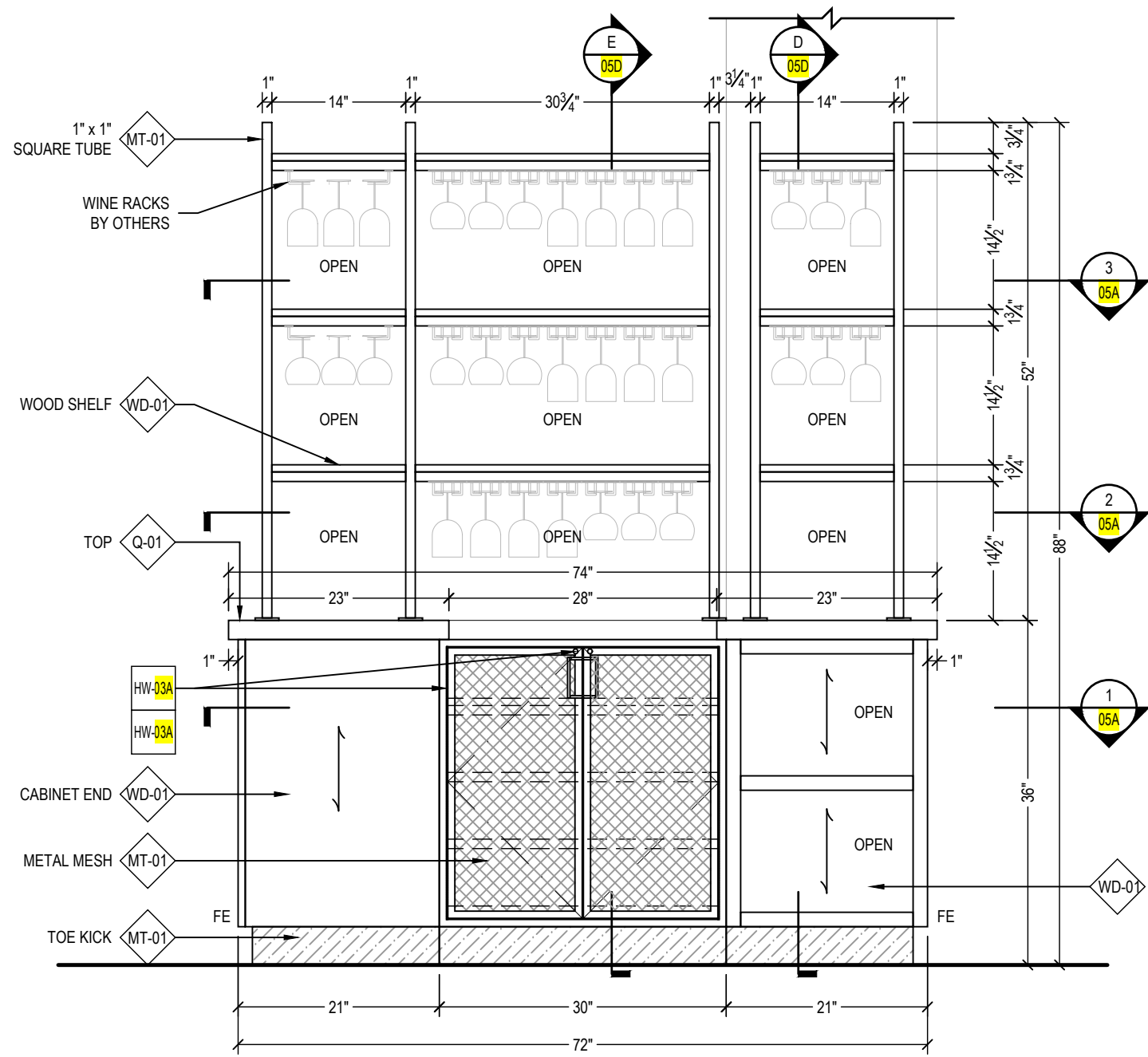
3 **UPPER SHELF PLAN - SERVER STATION**
 SCALE: 3/4"=1'-0" ARCH REF: 1/ID4.05

00CS	00FP1A	00RCP1A
------	--------	---------

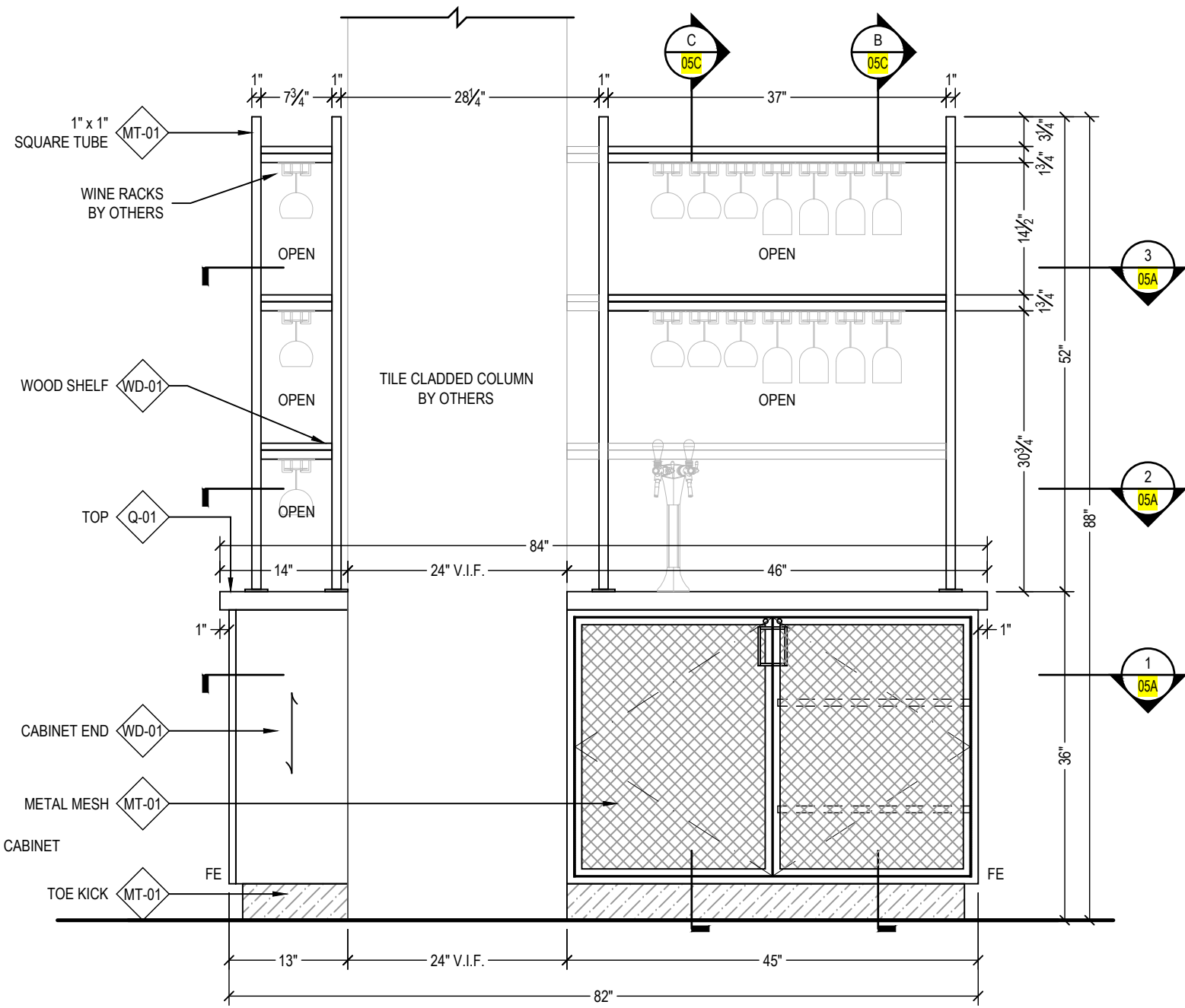
GRADE REQUIREMENTS:
 PREMIUM CUSTOM ECONOMY

ALL V.I.F. DIMENSIONS TO BE VERIFIED IN THE FIELD

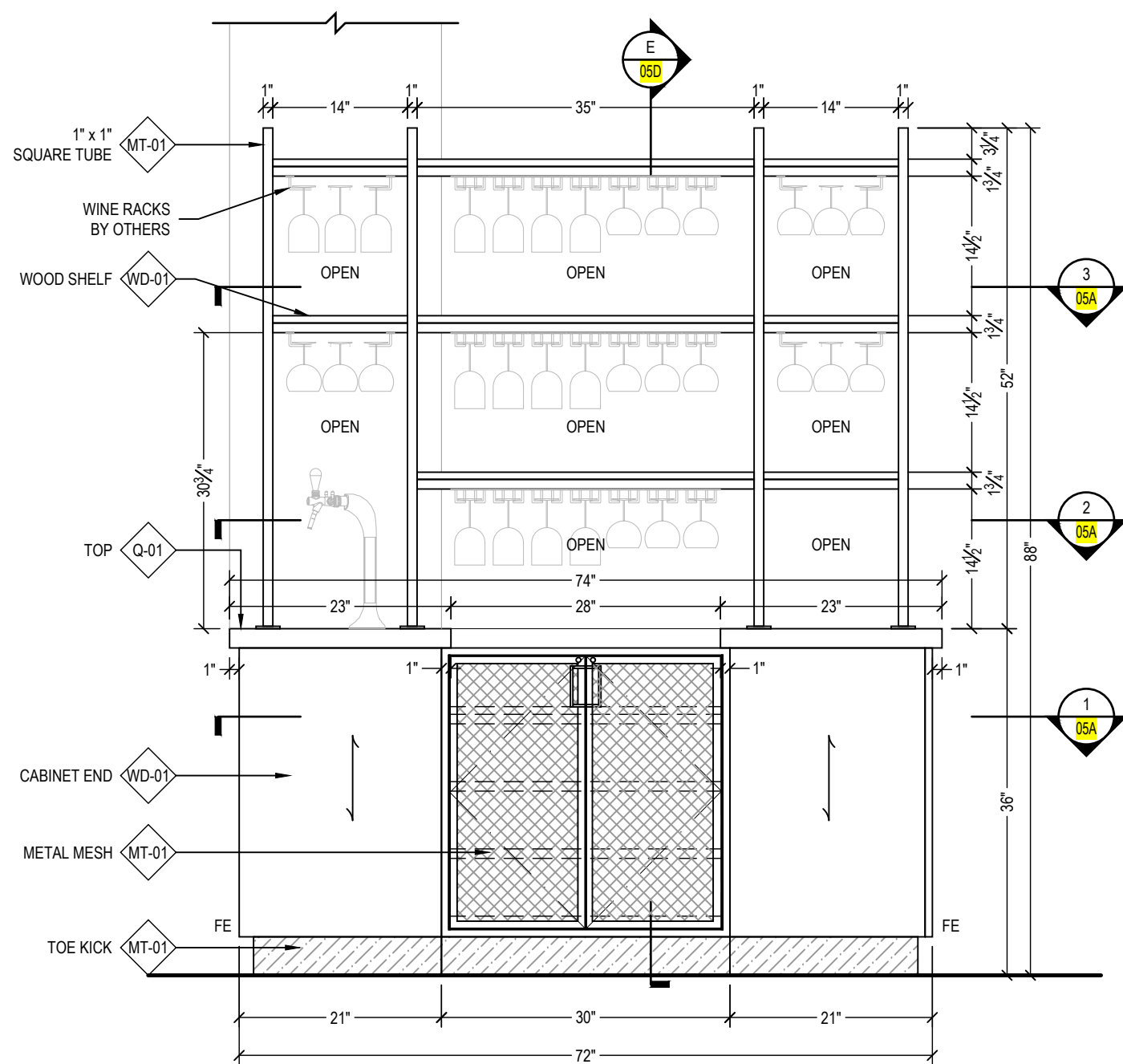
REV	DESCRIPTION						DATE	INT	
	A	B	C	D	E	F			
Architect Name and Address									
G.C Name and Address									
Project Name and Address									
Scope Description	AREA	LEVEL 1							
	GROUP	MAIN DINING SEATING 105							
	SERIES	SERVER STATION							
Drawn By	HD			Date			04/15/20		
Project #				Submittal #			01		
Drawing #							05A		



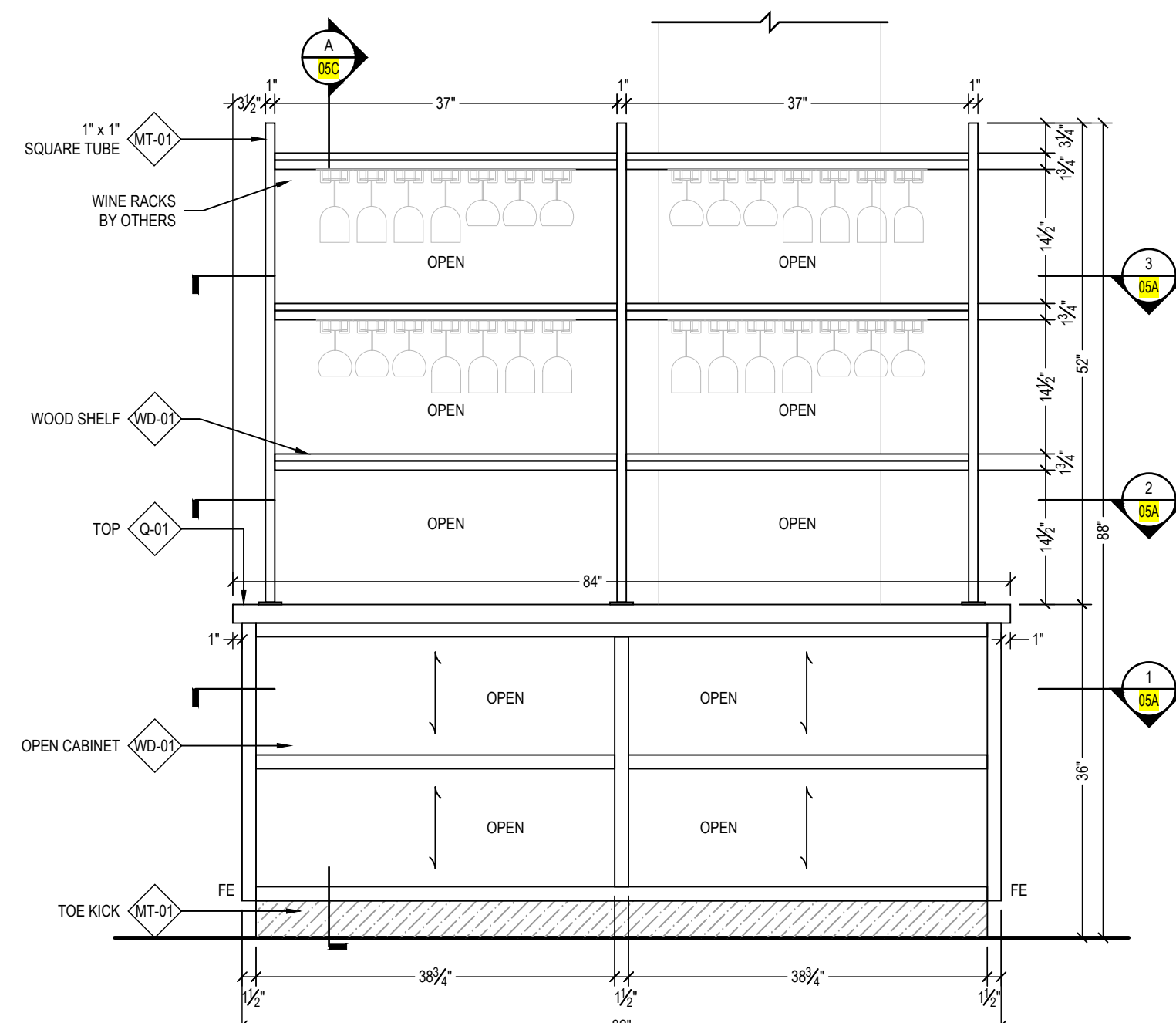
4 ELEVATION - SERVER STATION
SCALE: 3/4"=1'-0" ARCH REF: 7/ID4.05



5 ELEVATION - SERVER STATION
SCALE: 3/4"=1'-0" ARCH REF: 6/ID4.05



6 ELEVATION - SERVER STATION
SCALE: 3/4"=1'-0" ARCH REF: 5/ID4.05



7 ELEVATION - SERVER STATION
SCALE: 3/4"=1'-0" ARCH REF: 4/ID4.05

FINISH SCHEDULE	
MEL-1	INTERIOR CABINET FINISH
	MELAMINE, COLOR BLACK
MT-01	POWDERCOATED METAL - BRASS FINISH
	AGED BRASS LOOK CONTINGENT UPON C.O. APPROVAL
Q-01	2CM QUARTZ
	TAJ MAHAL QUARTZITE - FINISH TO MATCH CONTROL SAMPLE
WD-01	STAINED HARDWOOD & VENEER AMERICAN WALNUT
	STAIN FINISH TO MATCH CONTROL SAMPLE

HARDWARE SCHEDULE	
HW-01	EMBEDDED DOOR HANDLES W/ AGED BRASS FINISH
	AMI TO PROVIDE OPTIONS FOR REVIEW AND APPROVAL
HW-03A	DOOR HINGE
	PLEASE PROVIDE SPECS
H-3.4	DRAWER SLIDE - AMI ITEM #169999003
	KV TRU TRACK, 100LBS FULL E., TEL., SIDE MOUNTED, 18"
H-4.0	AMI SUPPORTS - AMI ITEM #153187029
	STANDARD SHELF SUPPORT 5mm X 24mm 282.40.708
H-5.0	MAGNETIC CATCH - AMI ITEM #163219220
	4-5kg, BLACK 246.29.301

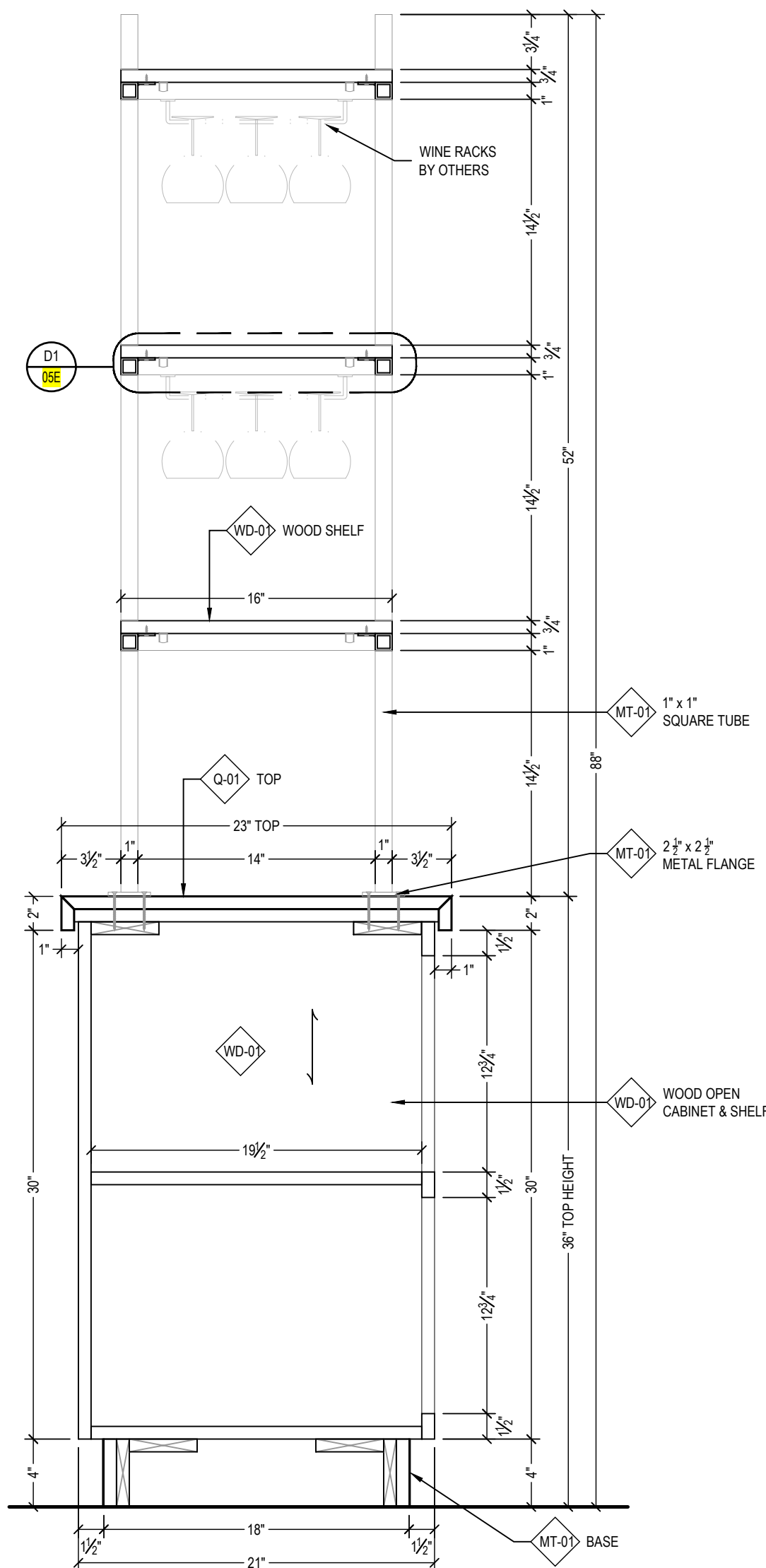
00CS 00FP1A 00RCP1A

GRADE REQUIREMENTS:
 PREMIUM CUSTOM ECONOMY

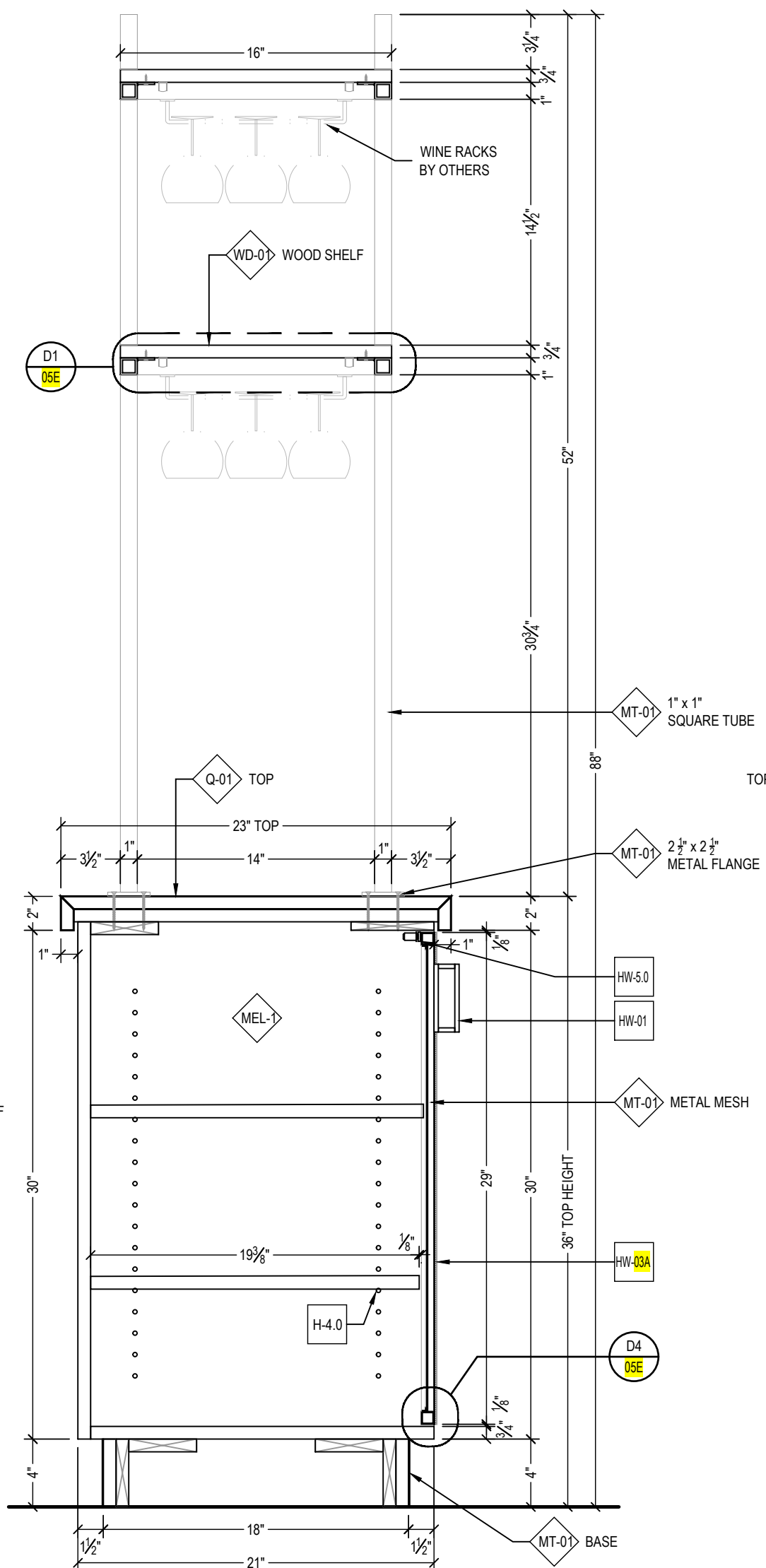
ALL V.I.F. DIMENSIONS TO BE VERIFIED IN THE FIELD

INT	DATE	DESCRIPTION	REV	Architect Name and Address	G.C Name and Address	Project Name and Address	Scope Description
			A				AREA LEVEL 1
			B				GROUP MAIN DINING SEATING 105
			C				SERIES SERVER STATION
			D				
			E				
			F				

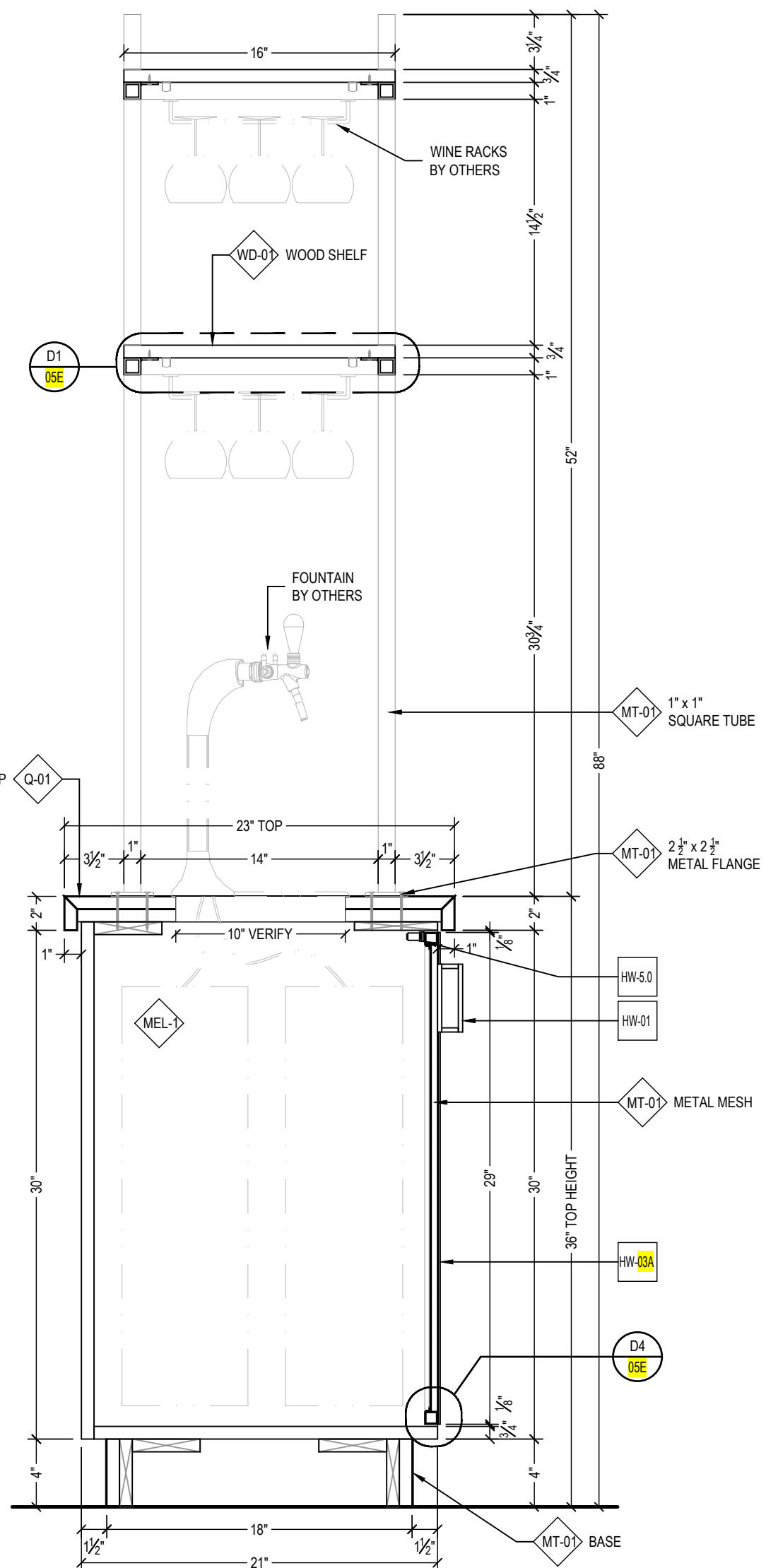
Drawn By: HD
Date: 04/15/20
Project #:
Submittal #: 01
Drawing #: 05B



A SECTION
SCALE: 1-1/2"=1'-0"
ARCH REF: NONE



B SECTION
SCALE: 1-1/2"=1'-0"
ARCH REF: NONE



C SECTION
SCALE: 1-1/2"=1'-0"
ARCH REF: NONE

FINISH SCHEDULE	
MEL-1	INTERIOR CABINET FINISH MELAMINE, COLOR BLACK
MT-01	POWDERCOATED METAL - BRASS FINISH AGED BRASS LOOK CONTINGENT UPON C.O. APPROVAL
Q-01	2CM QUARTZ TAJ MAHAL QUARTZITE - FINISH TO MATCH CONTROL SAMPLE
WD-01	STAINED HARDWOOD & VENEER AMERICAN WALNUT STAIN FINISH TO MATCH CONTROL SAMPLE

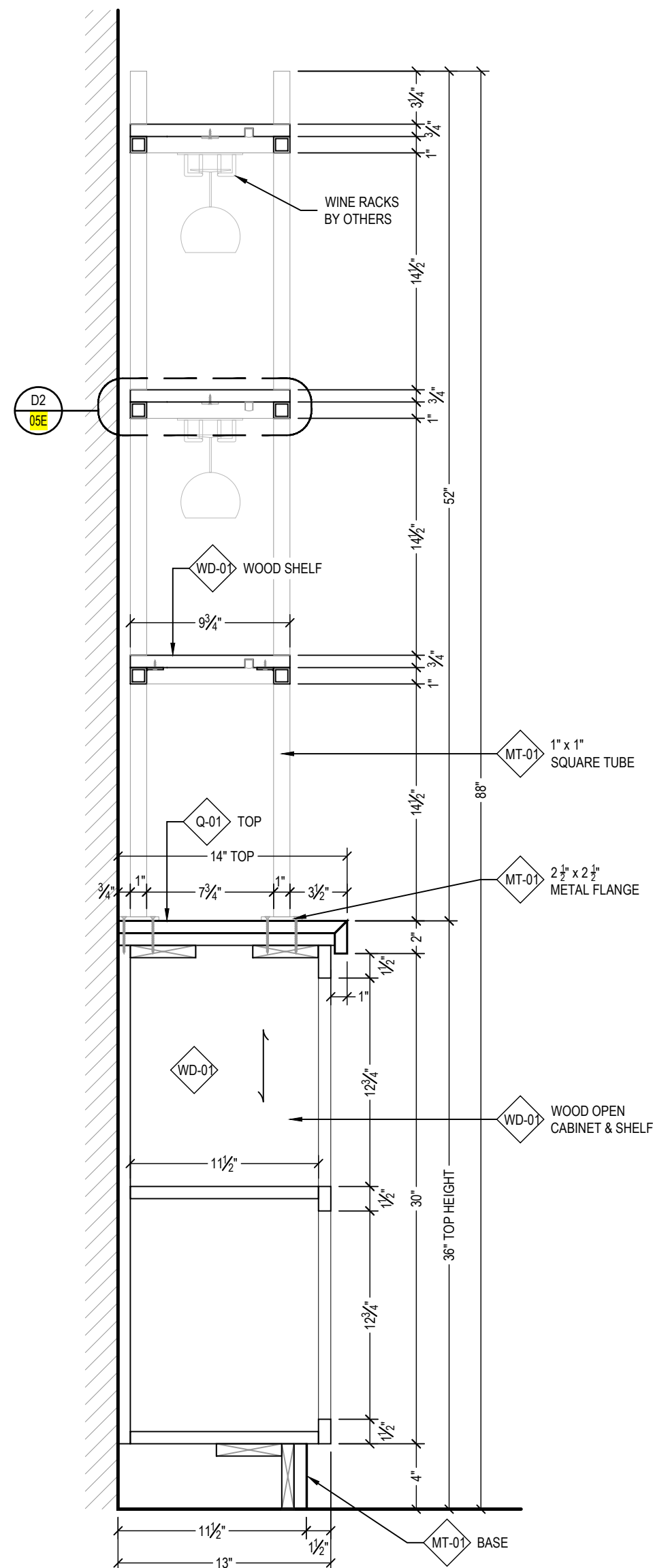
HARDWARE SCHEDULE	
HW-01	EMBEDDED DOOR HANDLES W/ AGED BRASS FINISH AMI TO PROVIDE OPTIONS FOR REVIEW AND APPROVAL
HW-03A	DOOR HINGE PLEASE PROVIDE SPECS
H-3.4	DRAWER SLIDE - AMI ITEM #169999003 KV TRU TRACK, 100LBS FULL E., TEL., SIDE MOUNTED, 18"
H-4.0	AMI SUPPORTS - AMI ITEM #153187029 STANDARD SHELF SUPPORT 5mm X 24mm 282.40.708
H-5.0	MAGNETIC CATCH - AMI ITEM #163219220 4-5kg, BLACK 246.29.301

00CS	00FP1A	00RCP1A
------	--------	---------

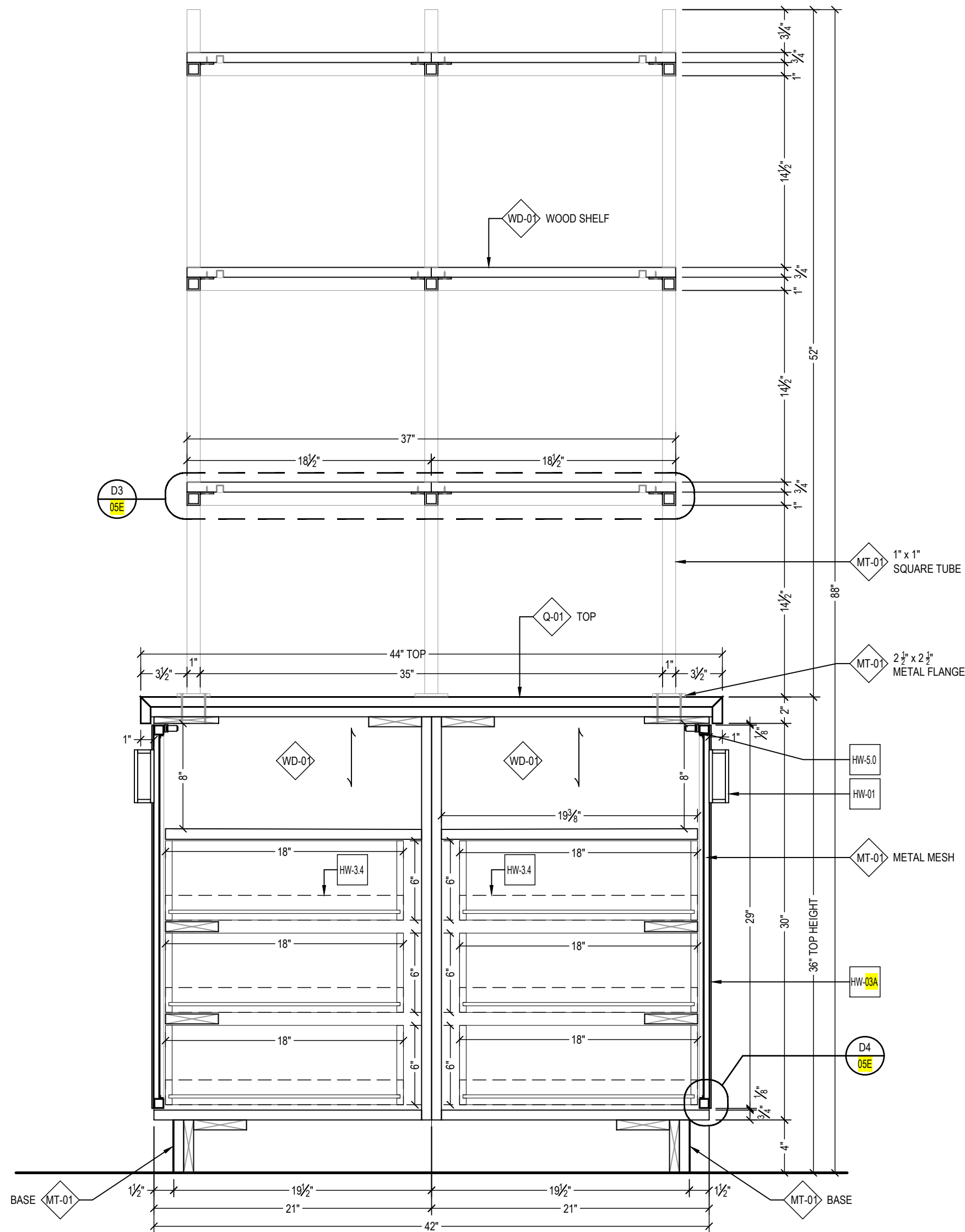
GRADE REQUIREMENTS:
 PREMIUM CUSTOM ECONOMY

ALL V.I.F. DIMENSIONS TO BE VERIFIED IN THE FIELD

INT	DATE	DESCRIPTION	REV	Architect Name and Address	G.C Name and Address	Project Name and Address	Scope Description
			A				AREA LEVEL 1
			B				GROUP MAIN DINING SEATING 105
			C				SERIES SERVER STATION
			D				
			E				
			F				
							Drawn By HD
							Date 04/15/20
							Project #
							Submittal # 01
							Drawing # 05C



D SECTION
SCALE: 1-1/2"=1'-0" ARCH REF: NONE



E SECTION
SCALE: 1-1/2"=1'-0" ARCH REF: NONE

FINISH SCHEDULE	
MEL-1	INTERIOR CABINET FINISH MELAMINE: COLOR BLACK
MT-01	POWDERCOATED METAL - BRASS FINISH AGED BRASS LOOK CONTINGENT UPON C.O. APPROVAL
Q-01	2CM QUARTZ TAJ MAHAL QUARTZITE - FINISH TO MATCH CONTROL SAMPLE
WD-01	STAINED HARDWOOD & VENEER AMERICAN WALNUT STAIN FINISH TO MATCH CONTROL SAMPLE

HARDWARE SCHEDULE	
HW-01	EMBEDDED DOOR HANDLES W/ AGED BRASS FINISH AMI TO PROVIDE OPTIONS FOR REVIEW AND APPROVAL
HW-03A	DOOR HINGE PLEASE PROVIDE SPECS
H-3.4	DRAWER SLIDE - AMI ITEM #169999003 KV TRU TRACK, 100LBS FULL E., TEL., SIDE MOUNTED, 18"
H-4.0	AMI SUPPORTS - AMI ITEM #153187029 STANDARD SHELF SUPPORT 5mm X 24mm 282.40.708
H-5.0	MAGNETIC CATCH - AMI ITEM #163219220 4-5kg, BLACK 246.29.301

00CS 00FP1A 00RCP1A

GRADE REQUIREMENTS:
 PREMIUM CUSTOM ECONOMY

ALL V.I.F. DIMENSIONS TO BE VERIFIED IN THE FIELD

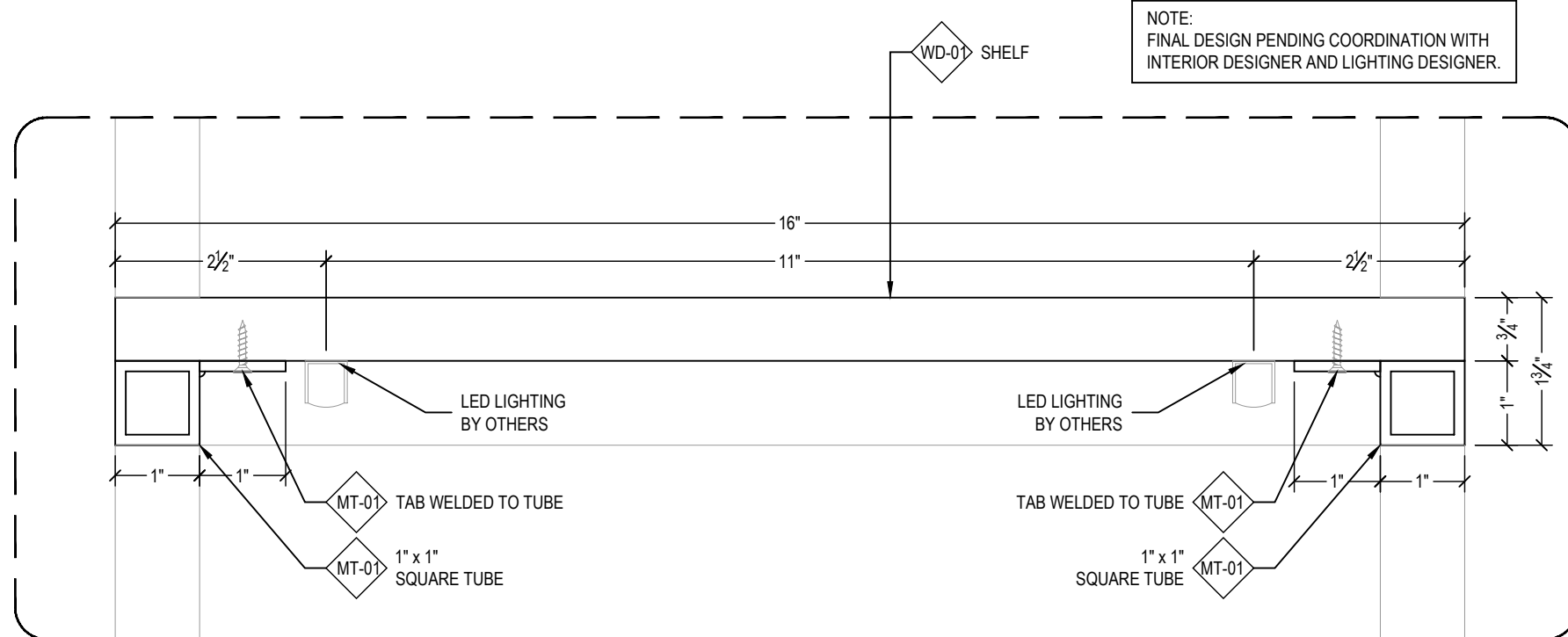
REV	DESCRIPTION	DATE	INT
A			
B			
C			
D			
E			
F			

Architect Name and Address	G.C Name and Address	Project Name and Address	Scope Description
			AREA LEVEL 1
			GROUP MAIN DINING SEATING 105
			SERIES SERVER STATION

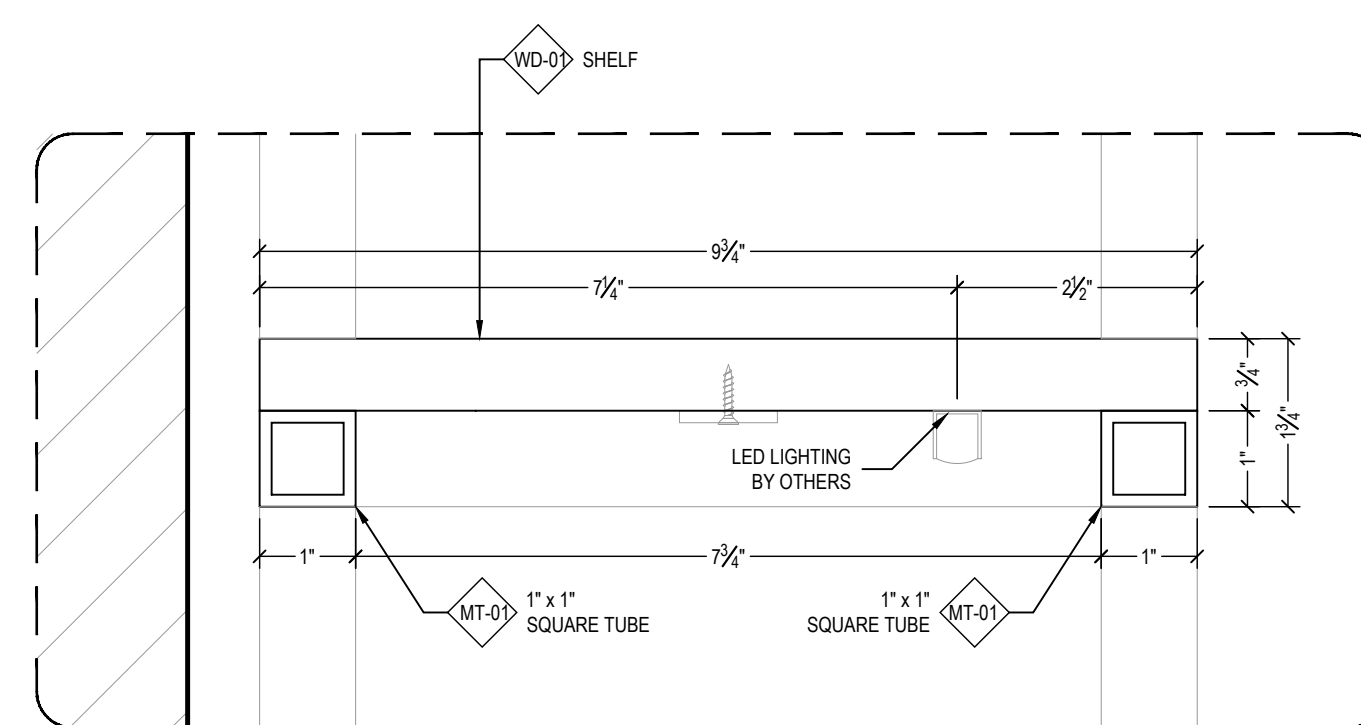
Drawn By	Date
HD	04/15/20
Project #	Submittal #
	01

Drawing #
05D

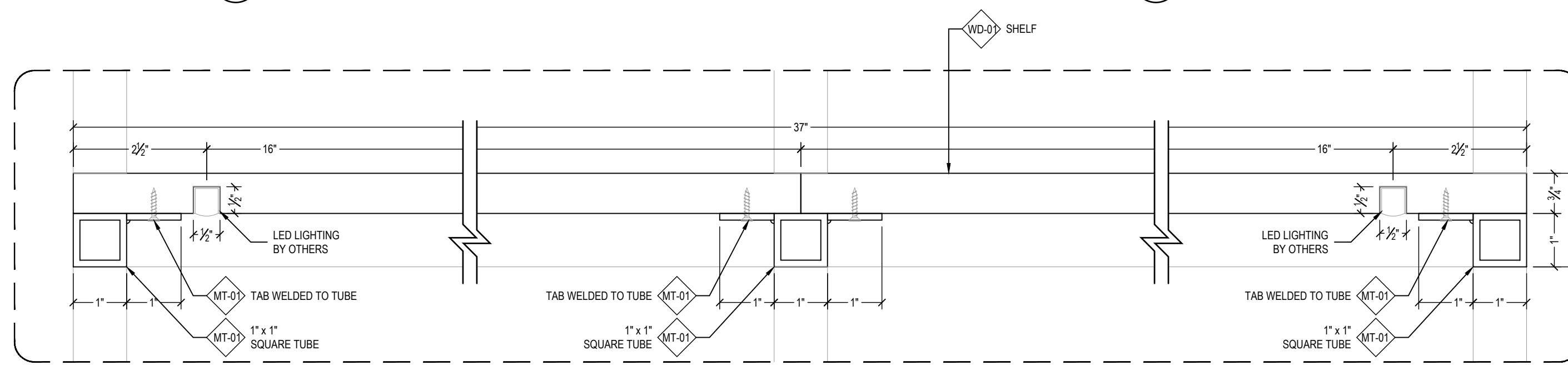
NOTE:
FINAL DESIGN PENDING COORDINATION WITH
INTERIOR DESIGNER AND LIGHTING DESIGNER.



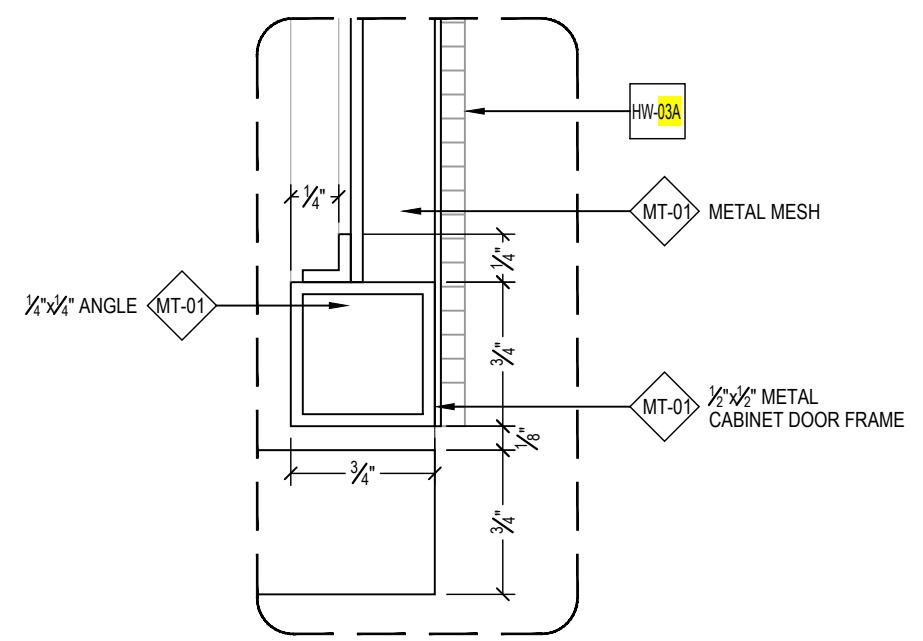
D1 DETAIL
SCALE: 6"=1'-0" ARCH REF: 8/ID4.05



D2 DETAIL
SCALE: 6"=1'-0" ARCH REF: 8/ID4.05



D3 DETAIL
SCALE: 6"=1'-0" ARCH REF: 8/ID4.05



D4 DETAIL
SCALE: FULL ARCH REF: NONE

FINISH SCHEDULE	
MEL-1	INTERIOR CABINET FINISH MELAMINE: COLOR BLACK
MT-01	POWDERCOATED METAL - BRASS FINISH AGED BRASS LOOK CONTINGENT UPON C.O. APPROVAL
Q-01	2CM QUARTZ TAJ MAHAL QUARTZITE - FINISH TO MATCH CONTROL SAMPLE
WD-01	STAINED HARDWOOD & VENEER AMERICAN WALNUT STAIN FINISH TO MATCH CONTROL SAMPLE

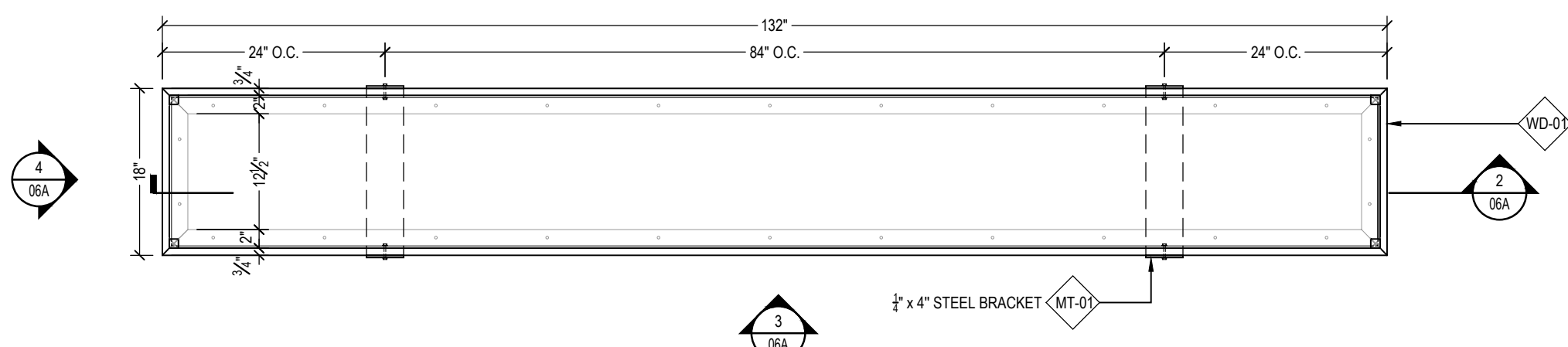
HARDWARE SCHEDULE	
HW-01	EMBEDDED DOOR HANDLES W/ AGED BRASS FINISH AMI TO PROVIDE OPTIONS FOR REVIEW AND APPROVAL
HW-03A	DOOR HINGE PLEASE PROVIDE SPECS
H-3.4	DRAWER SLIDE - AMI ITEM #169998003 KV TRU TRACK, 100LBS FULL E., TEL., SIDE MOUNTED, 18"
H-4.0	AMI SUPPORTS - AMI ITEM #153187029 STANDARD SHELF SUPPORT 5mm X 24mm 282.40.708
H-5.0	MAGNETIC CATCH - AMI ITEM #163219220 4-5kg, BLACK 246.29.301

00CS 00FP1A 00RCP1A

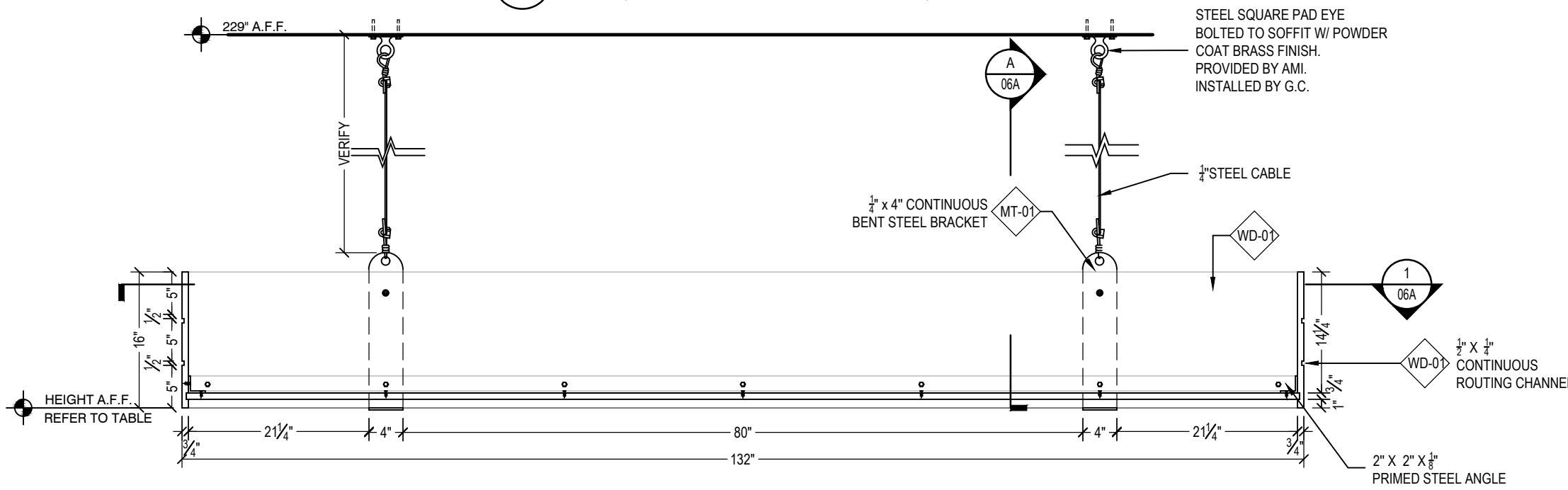
GRADE REQUIREMENTS:
 PREMIUM CUSTOM ECONOMY

ALL V.I.F. DIMENSIONS TO BE VERIFIED IN THE FIELD

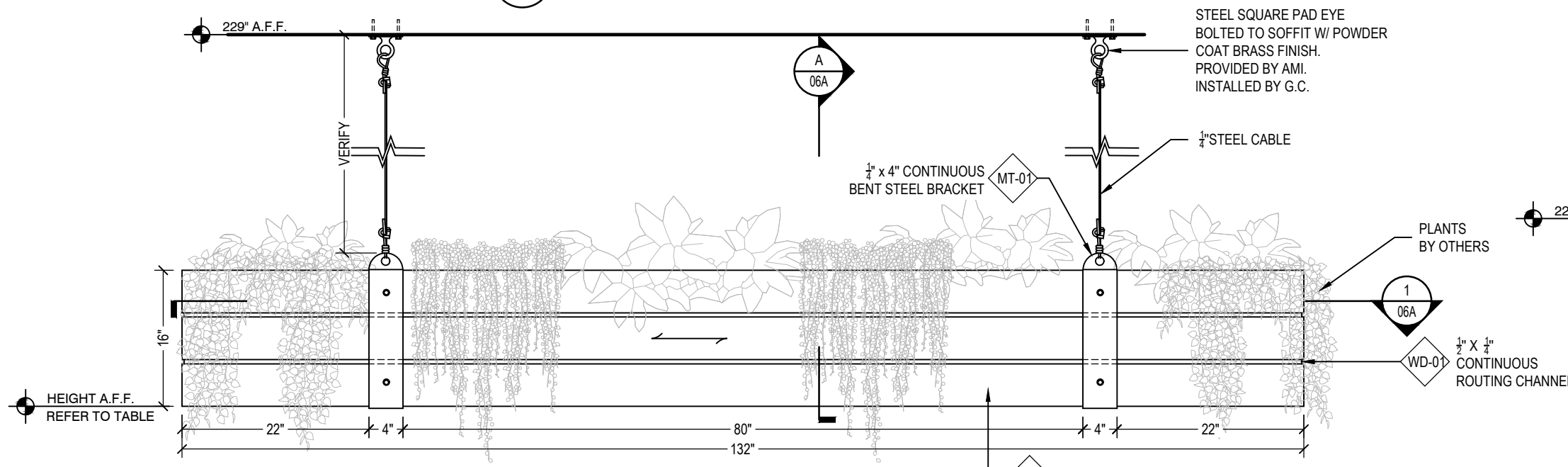
INT	DATE	DESCRIPTION	REV	Architect Name and Address	G.C Name and Address	Project Name and Address	Scope Description
			A				AREA LEVEL 1
			B				GROUP MAIN DINING SEATING 105
			C				SERIES SERVER STATION
			D				
			E				
			F				
		Drawing #		05E			
Drawn By		Date					
HD		04/15/20					
Project #		Submittal #					
		01					



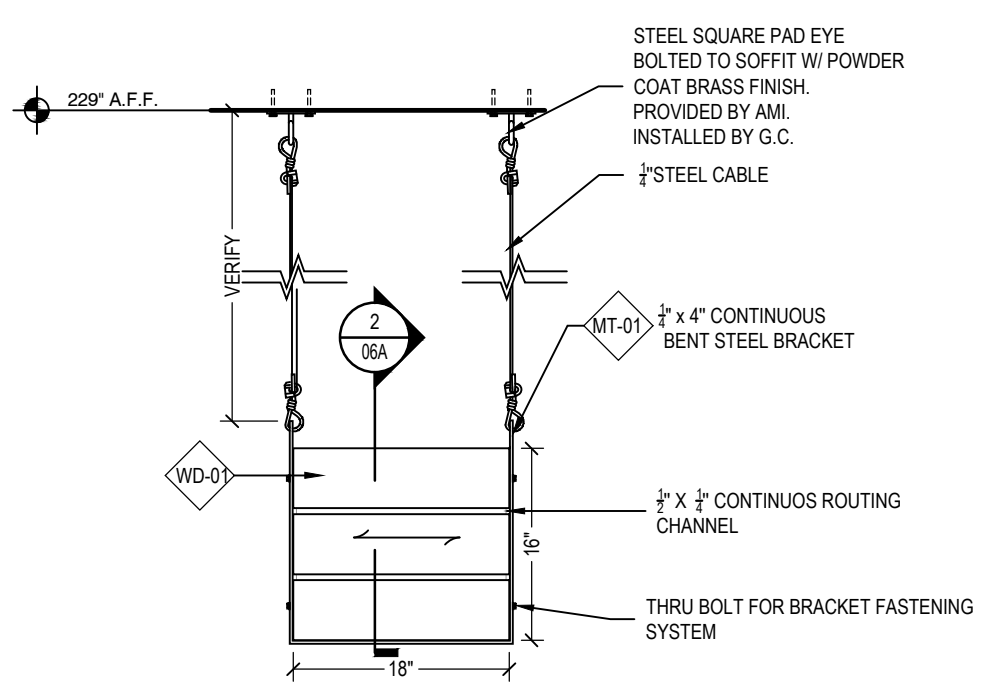
1 PLAN SECTION - HANGIN PLANTER
SCALE: 3/4"=1'-0" ARCH REF: 1/ID4.13



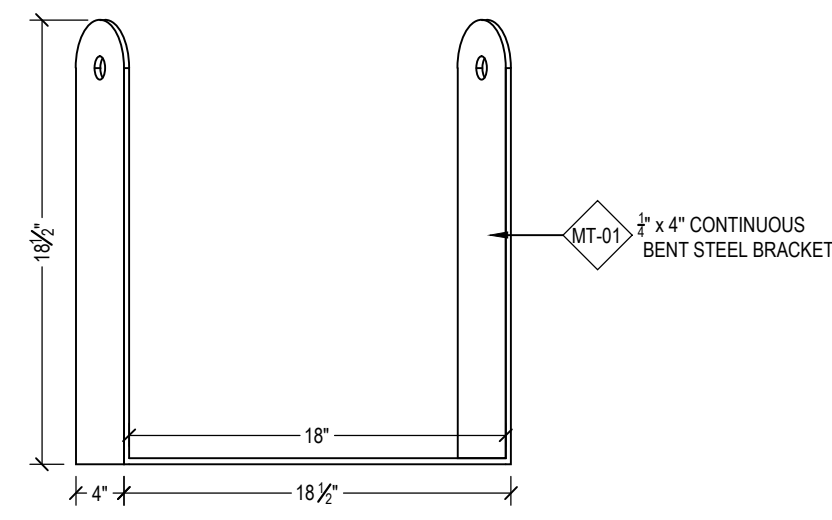
2 SECTION - HANGING PLANTER
SCALE: 3/4"=1'-0" ARCH REF: 2/ID4.13



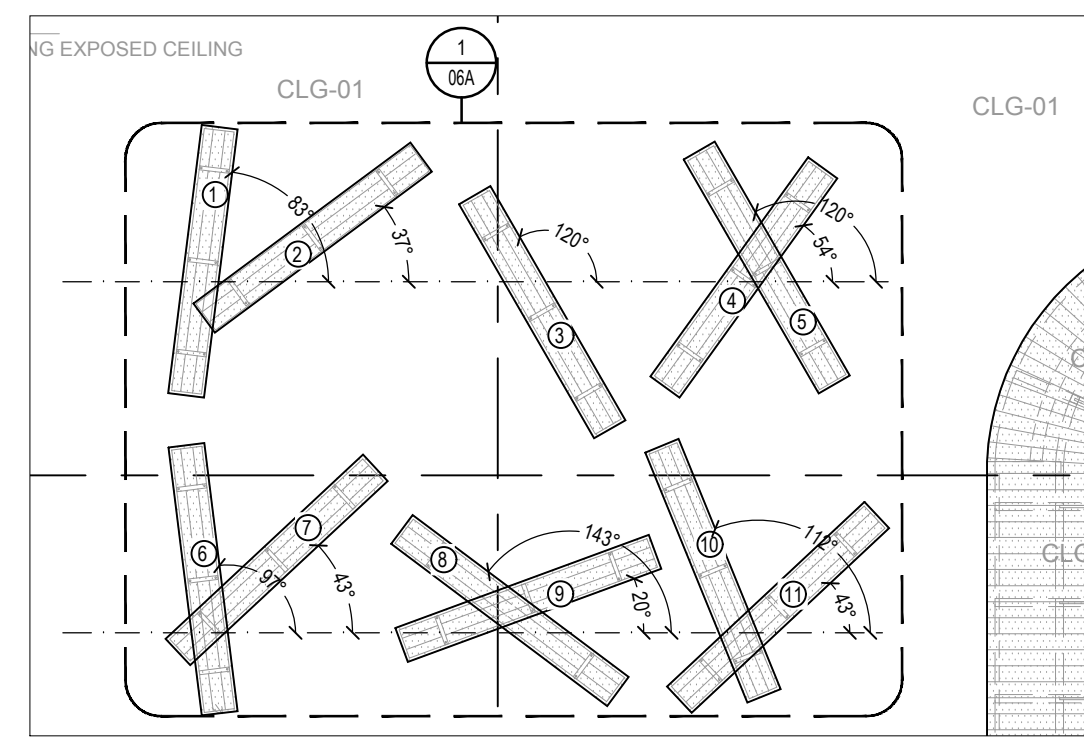
3 ELEVATION - HANGING PLANTER
SCALE: 3/4"=1'-0" ARCH REF: 3/ID4.13



4 ELEVATION - HANGING PLANTER
SCALE: 3/4"=1'-0" ARCH REF: 4/ID4.13

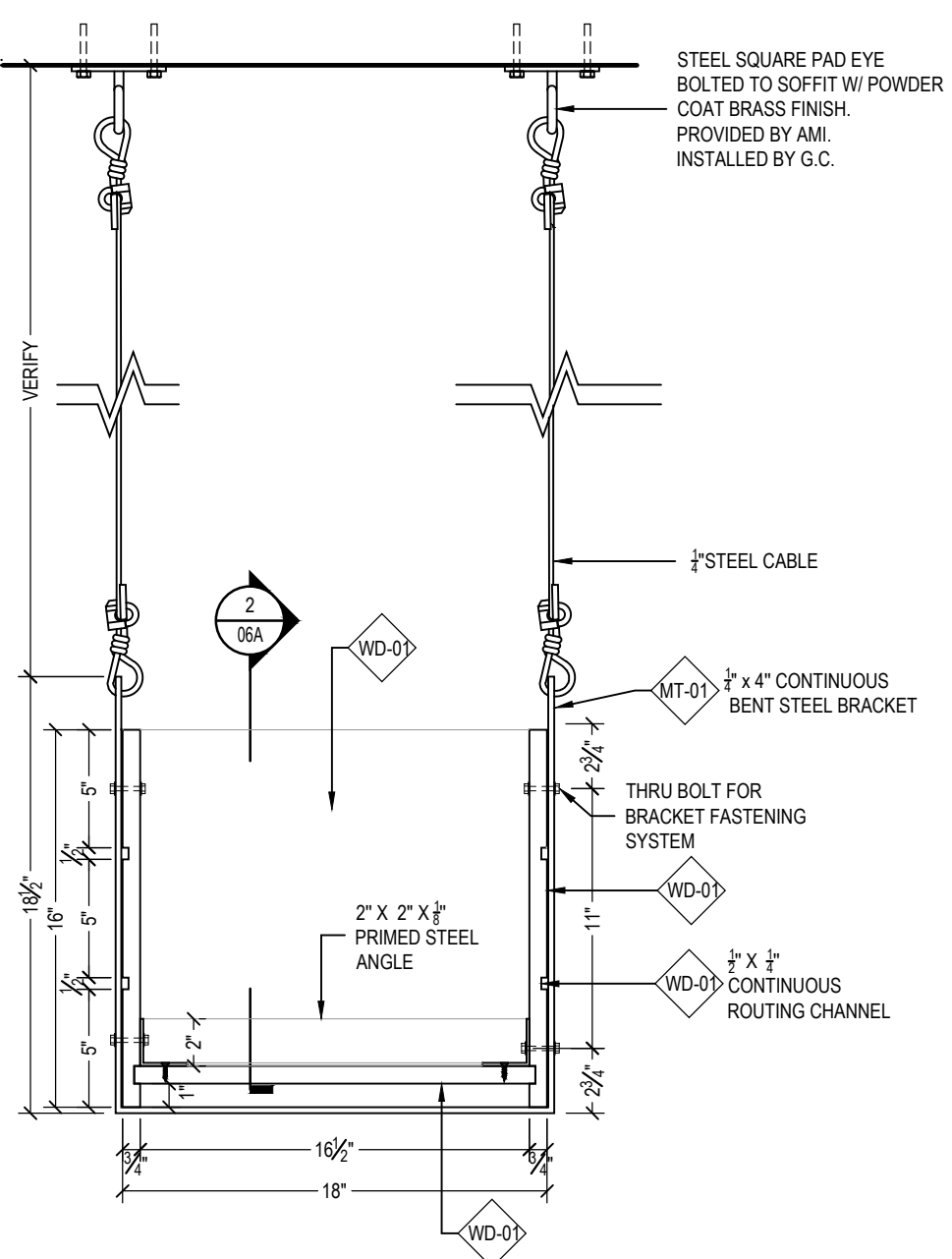


(ISO) ISOMETRIC - METAL STRAP
SCALE: 1-1/2"=1'-0" ARCH REF: NONE



(K1) LOCATION PLAN - FIRST FLOOR
SCALE: 1/8"=1'-0" ARCH REF: 1/ID2.01

PLANTER HEIGHT A.F.F.		
#	HEIGHT A.F.F.	ROTATION
1	VERIFY	83°
2	VERIFY	37°
3	VERIFY	120°
4	VERIFY	54°
5	VERIFY	120°
6	VERIFY	97°
7	VERIFY	43°
8	VERIFY	143°
9	VERIFY	20°
10	VERIFY	112°
11	VERIFY	43°



(A) SECTION
SCALE: 1-1/2"=1'-0" ARCH REF: 5/ID4.13

FINISH SCHEDULE	
WD-01	STAINED HARDWOOD & VENEER AMERICAN WALNUT
	STAIN FINISH TO MATCH CONTROL SAMPLE
MT-01	POWDERCOATED METAL - BRASS FINISH
	AGED BRASS LOOK CONTINGENT UPON C.O. APPROVAL

HARDWARE SCHEDULE	
-------------------	--

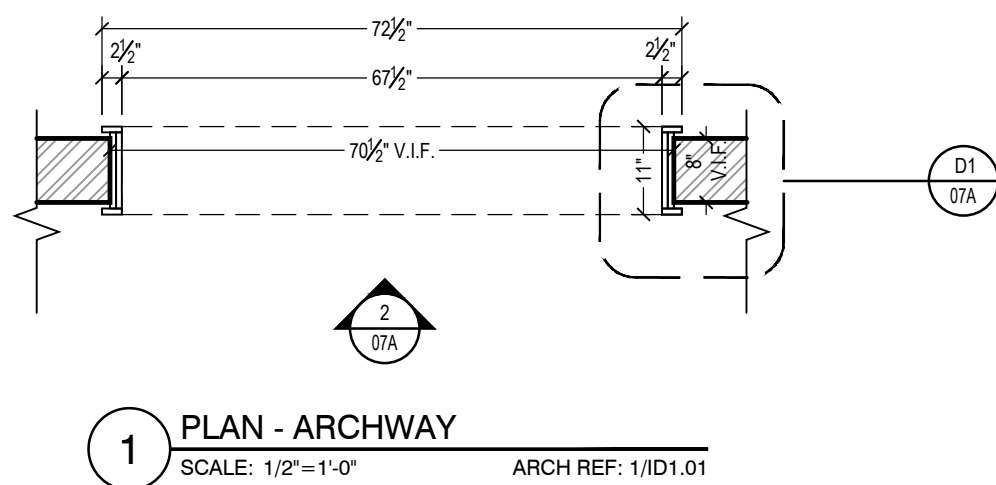
00CS	00FP1A	00RCP1A
------	--------	---------

GRADE REQUIREMENTS:		
<input type="checkbox"/> PREMIUM	<input checked="" type="checkbox"/> CUSTOM	<input type="checkbox"/> ECONOMY

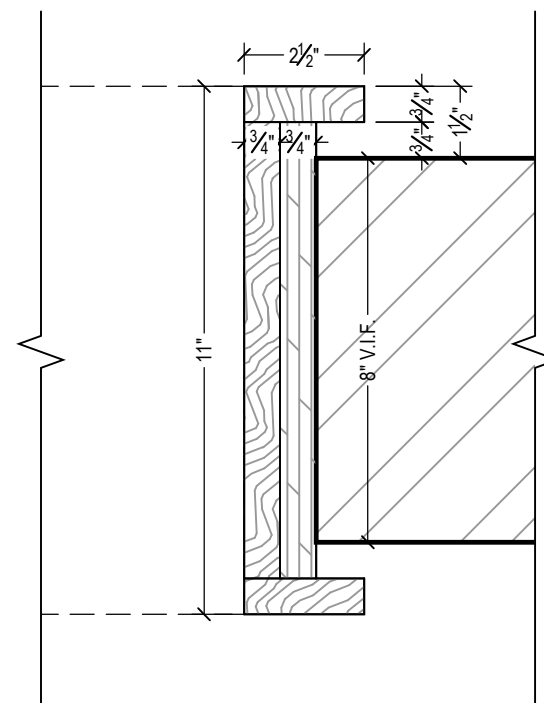
ALL V.I.F. DIMENSIONS TO BE VERIFIED IN THE FIELD

REV	DESCRIPTION	DATE	INT
A			
B			
C			
D			
E			
F			

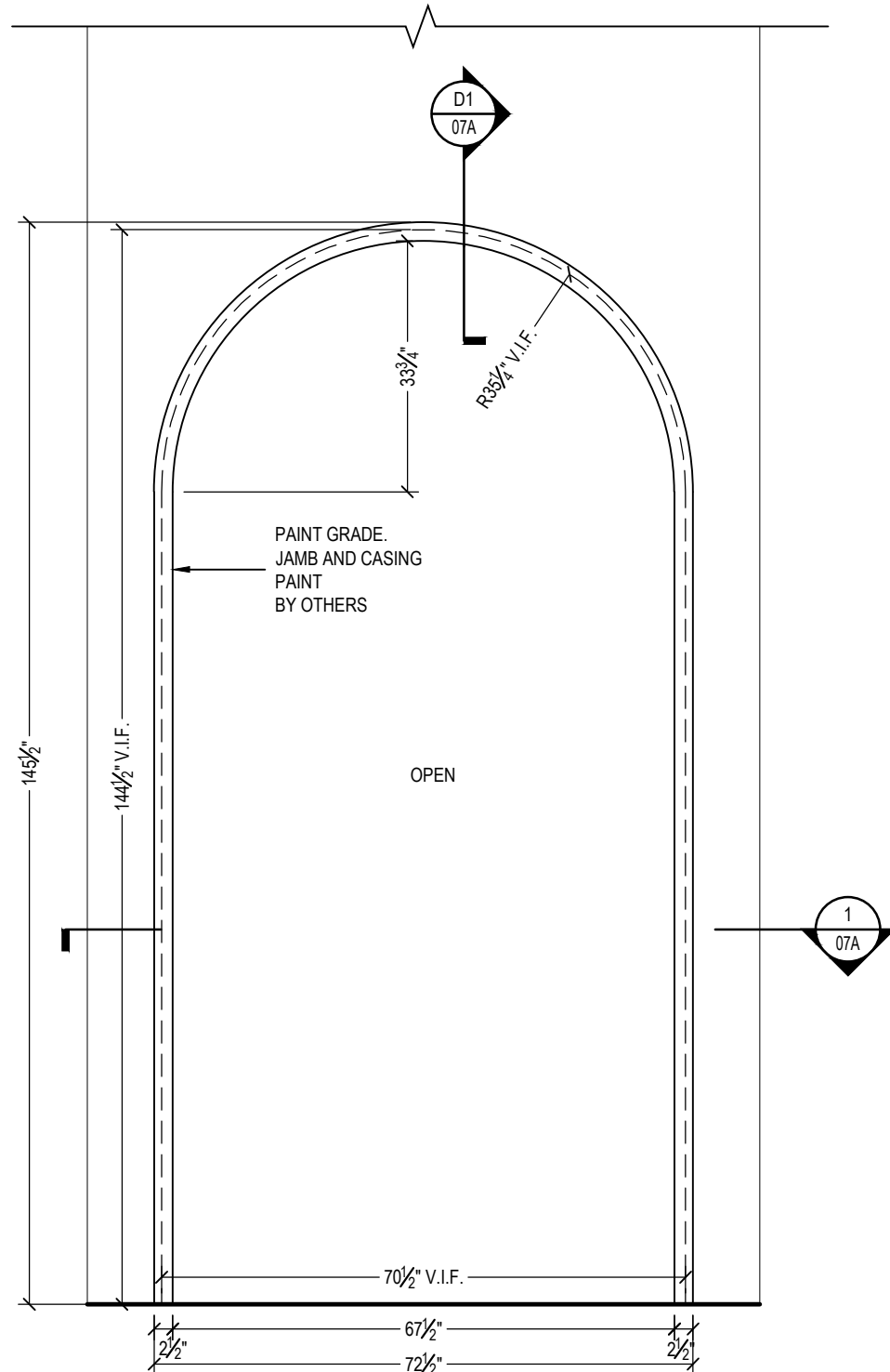
Architect Name and Address	
G.C Name and Address	
Project Name and Address	
Scope Description	AREA LEVEL 1 GROUP MAIN DINING SEATING 105 SERIES HANGING PLANTERS
Drawn By	HD
Date	04/15/20
Project #	
Submittal #	01
Drawing #	06A



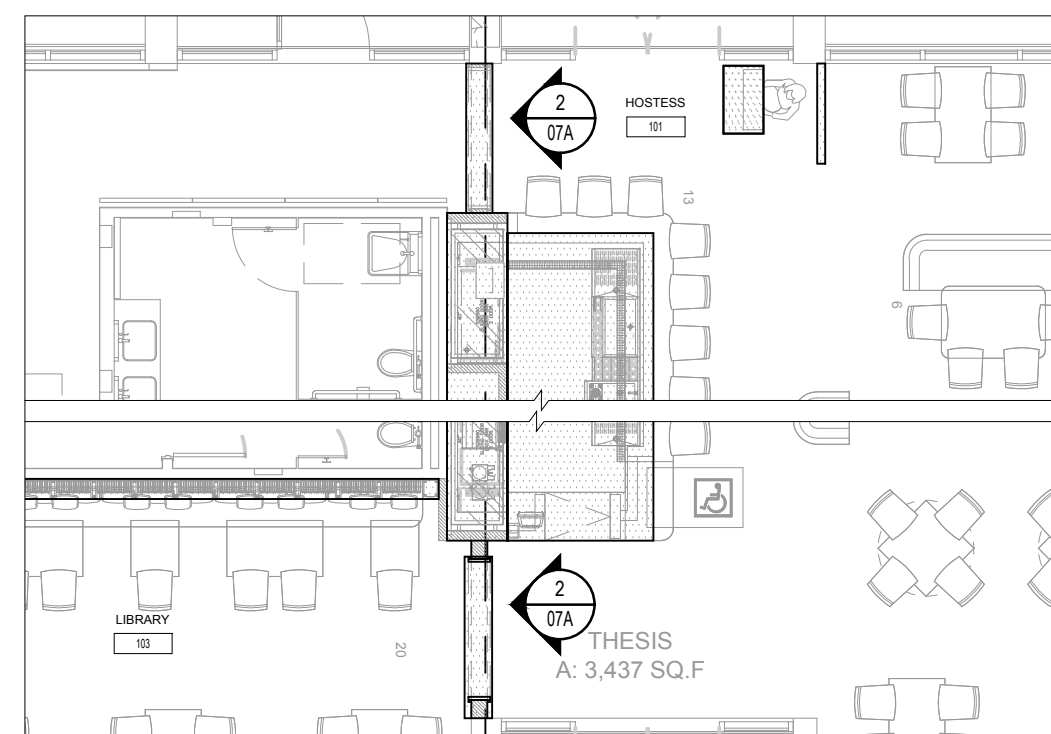
1 PLAN - ARCHWAY
SCALE: 1/2"=1'-0" ARCH REF: 1/ID1.01



D1 DETAIL - DOOR JAMB & CASING
SCALE: 1/2"=1'-0" ARCH REF: NONE



2 ELEVATION - ARCHWAY
SCALE: 1/2"=1'-0" ARCH REF: 1/ID3.01



K1 LOCATION PLAN - FIRST FLOOR
SCALE: 1/8"=1'-0" ARCH REF: 1/ID1.01

FINISH SCHEDULE

HARDWARE SCHEDULE

00CS 00FP1A 00RCP1A

GRADE REQUIREMENTS:

PREMIUM CUSTOM ECONOMY

ALL V.I.F. DIMENSIONS TO BE VERIFIED IN THE FIELD

REV	DESCRIPTION	DATE	INT
A			
B			
C			
D			
E			
F			

Architect Name and Address

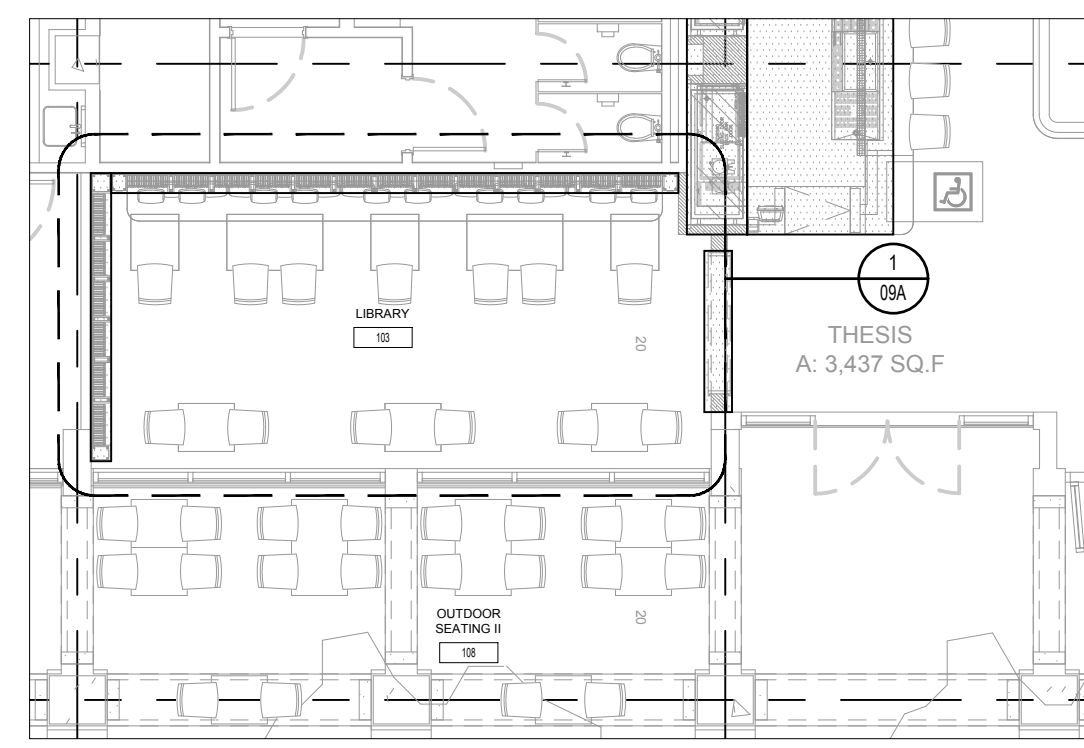
G.C Name and Address

Project Name and Address

Scope Description	AREA	GROUP	SERIES
LEVEL 1	BAR 102 AREA	ARCHWAY	

Drawn By	Date
HD	04/15/20
Project #	Submittal #
	01

Drawing #
07A



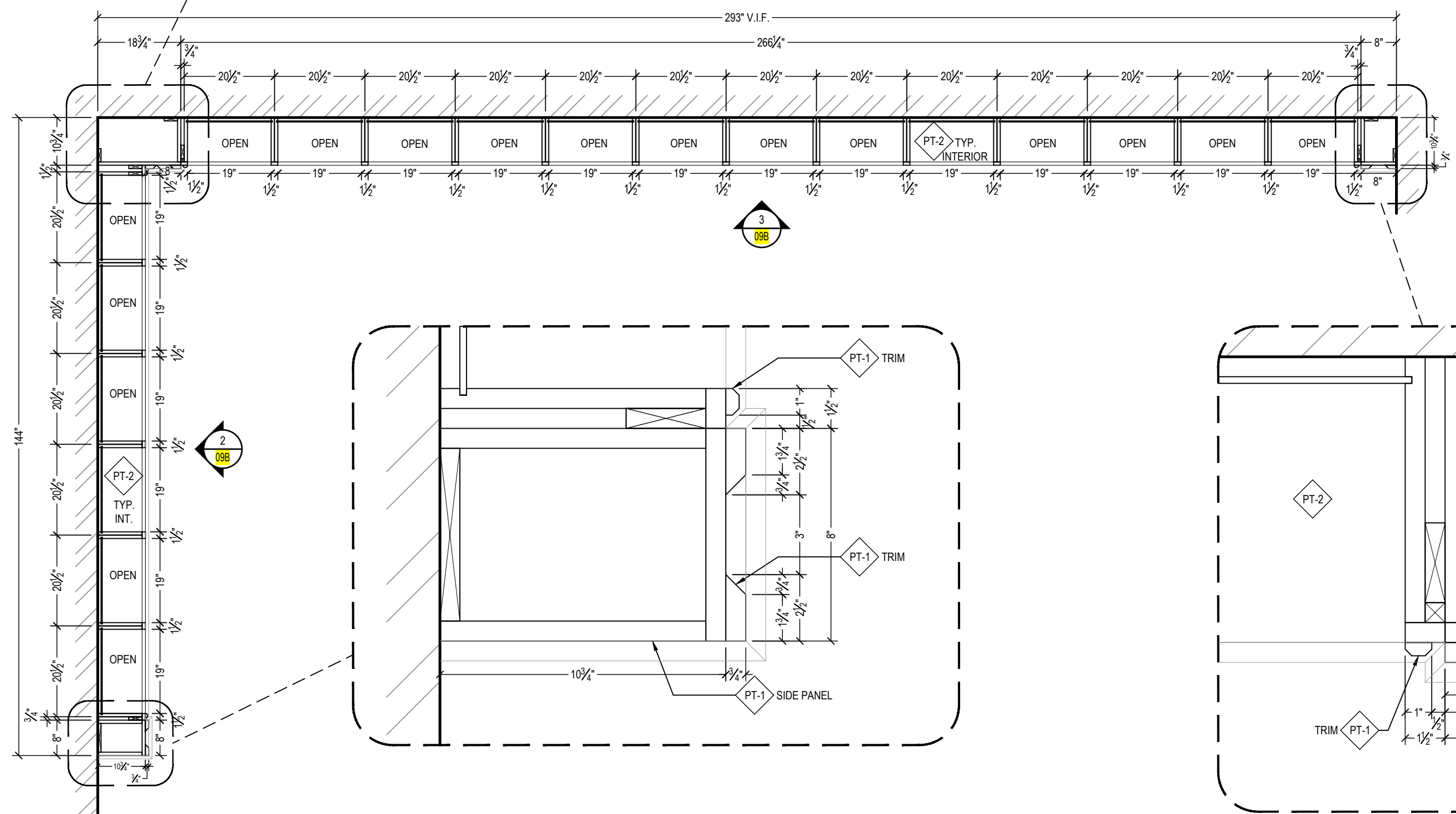
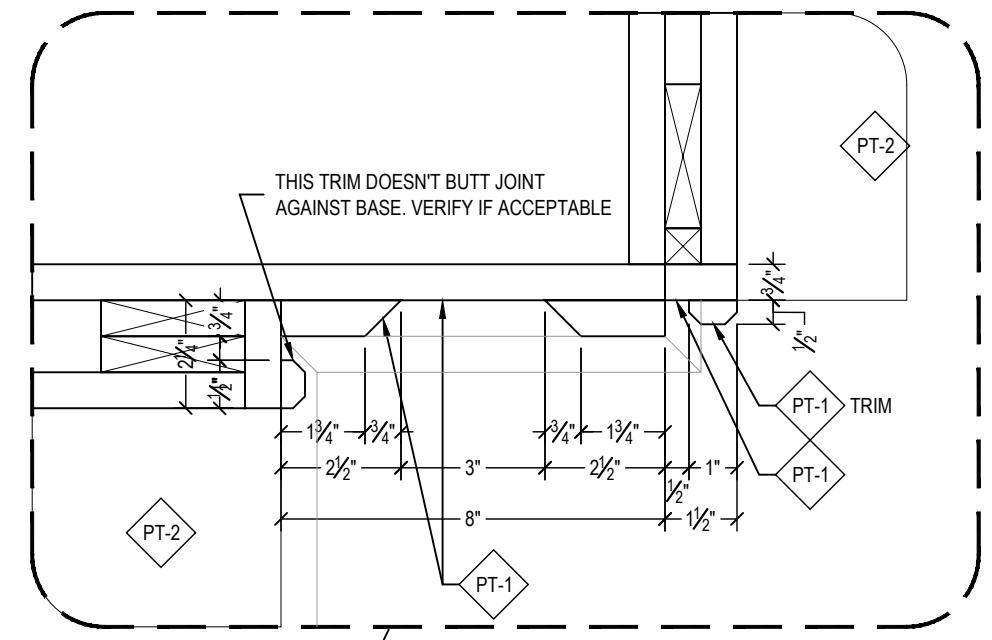
K1 LOCATION PTAN - FIRST FLOOR
SCALE: 1/8"=1'-0" ARCH REF: 1/ID1.01

FINISH SCHEDULE

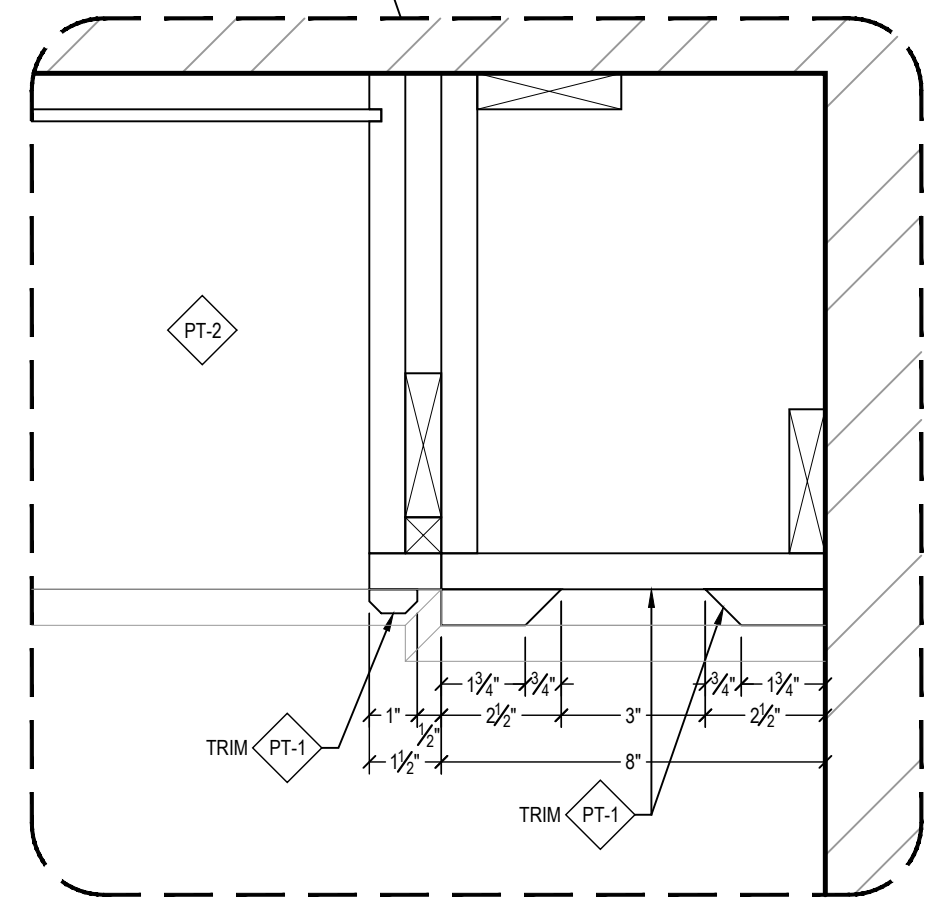
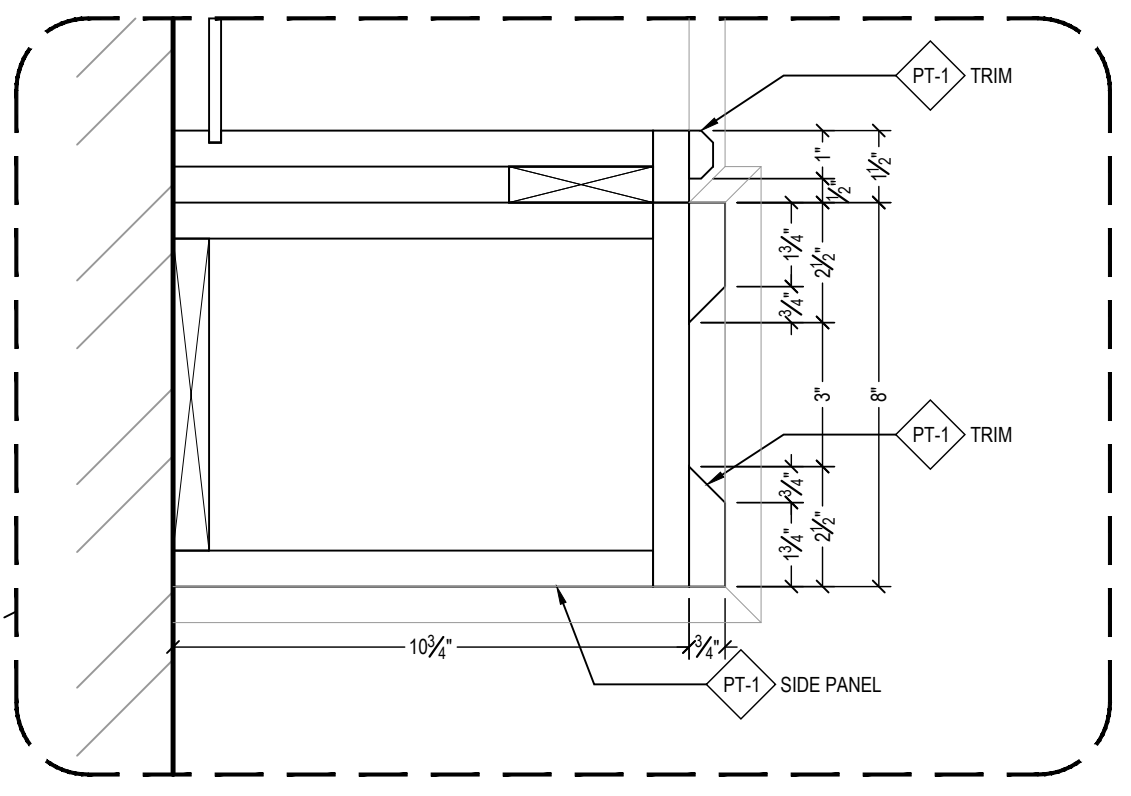
PT-1	PAINT - BENJAMIN MOORE
	HIDDEN SAPPHIRE CSP-690 - HIGH GLOSS FINISH
PT-2	PAINT - BENJAMIN MOORE
	FRENCH QUARTER GOLD 287 - HIGH GLOSS FINISH

HARDWARE SCHEDULE

INT					
DATE					
DESCRIPTION					
REV	A	B	C	D	E
Architect Name and Address					
G.C Name and Address					
Project Name and Address					
Scope Description	AREA	GROUP	SERIES		
	LEVEL 1	LIBRARY 103	LIBRARY BOOKCASE		
Drawn By	HD	Date	04/15/20		
Project #			Submission #	01	
Drawing #	09A				



1 PTAN VIEW - LIBRARY BOOKCASE
SCALE: 1/2"=1'-0" ARCH REF: 1/ID4.07

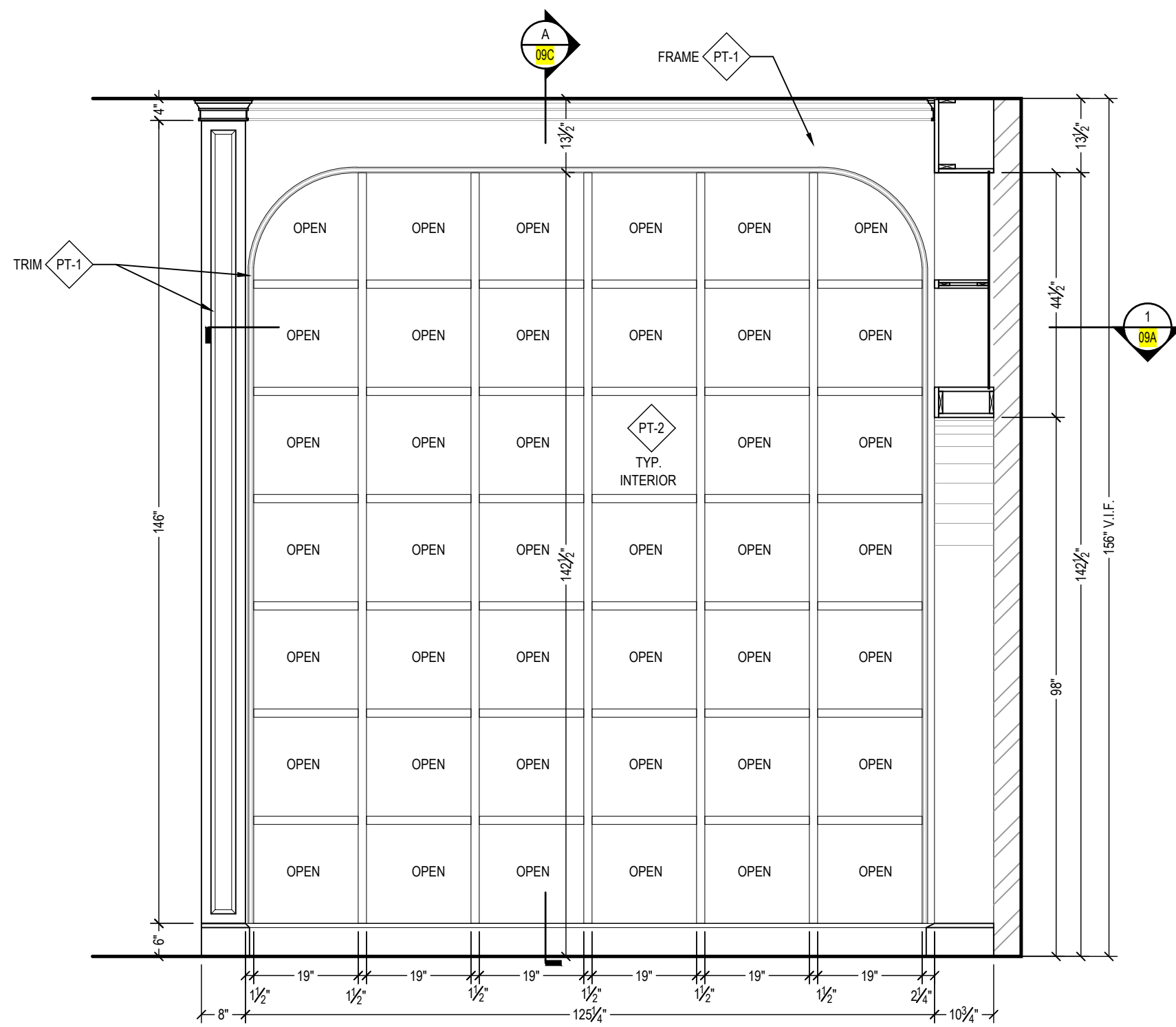


00CS 00FP1A 00RCP1A

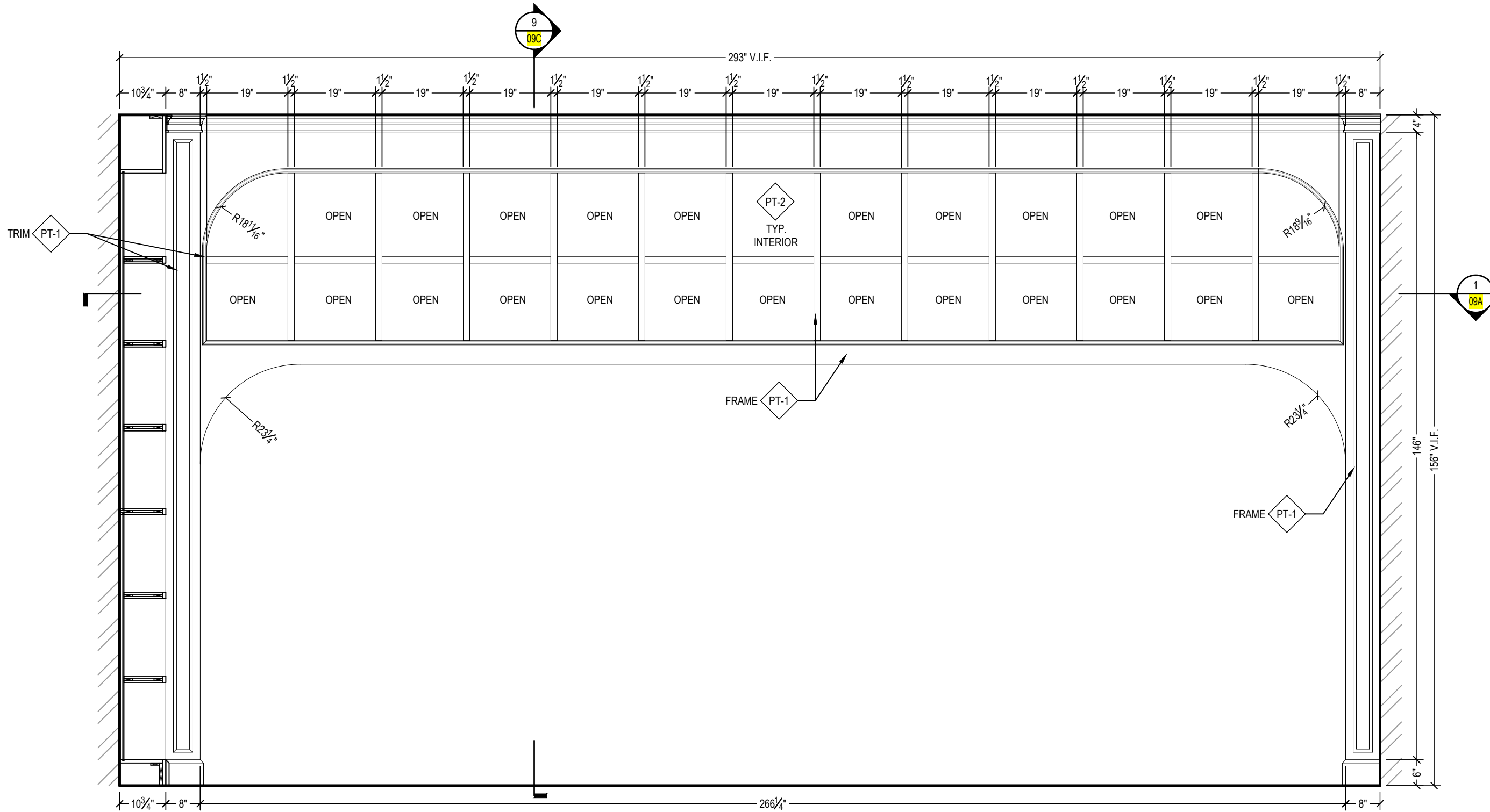
GRADE REQUIREMENTS:

PREMIUM CUSTOM ECONOMY

ALL V.I.F. DIMENSIONS TO BE VERIFIED IN THE FIELD



2 ELEVATION - LIBRARY BOOKCASE
SCALE: 1/2"=1'-0" ARCH REF: 2/ID4.07



3 ELEVATION - LIBRARY BOOKCASE
SCALE: 1/2"=1'-0" ARCH REF: 2/ID4.07

FINISH SCHEDULE	
PT-1	PAINT - BENJAMIN MOORE HIDDEN SAPPHIRE CSP-690 - HIGH GLOSS FINISH
PT-2	PAINT - BENJAMIN MOORE FRENCH QUARTER GOLD 287 - HIGH GLOSS FINISH

HARDWARE SCHEDULE

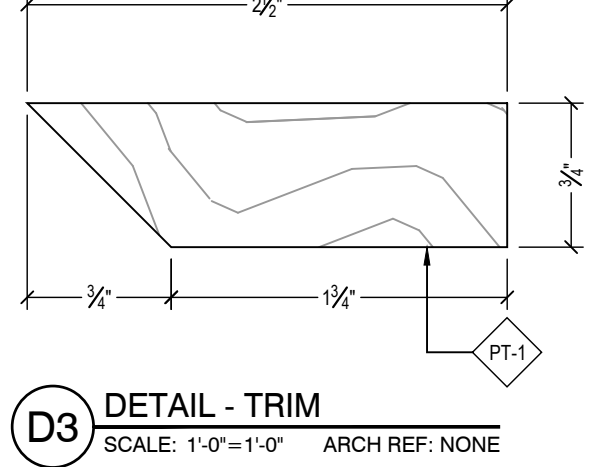
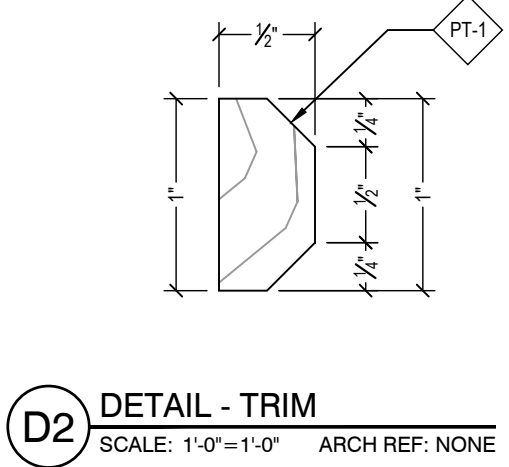
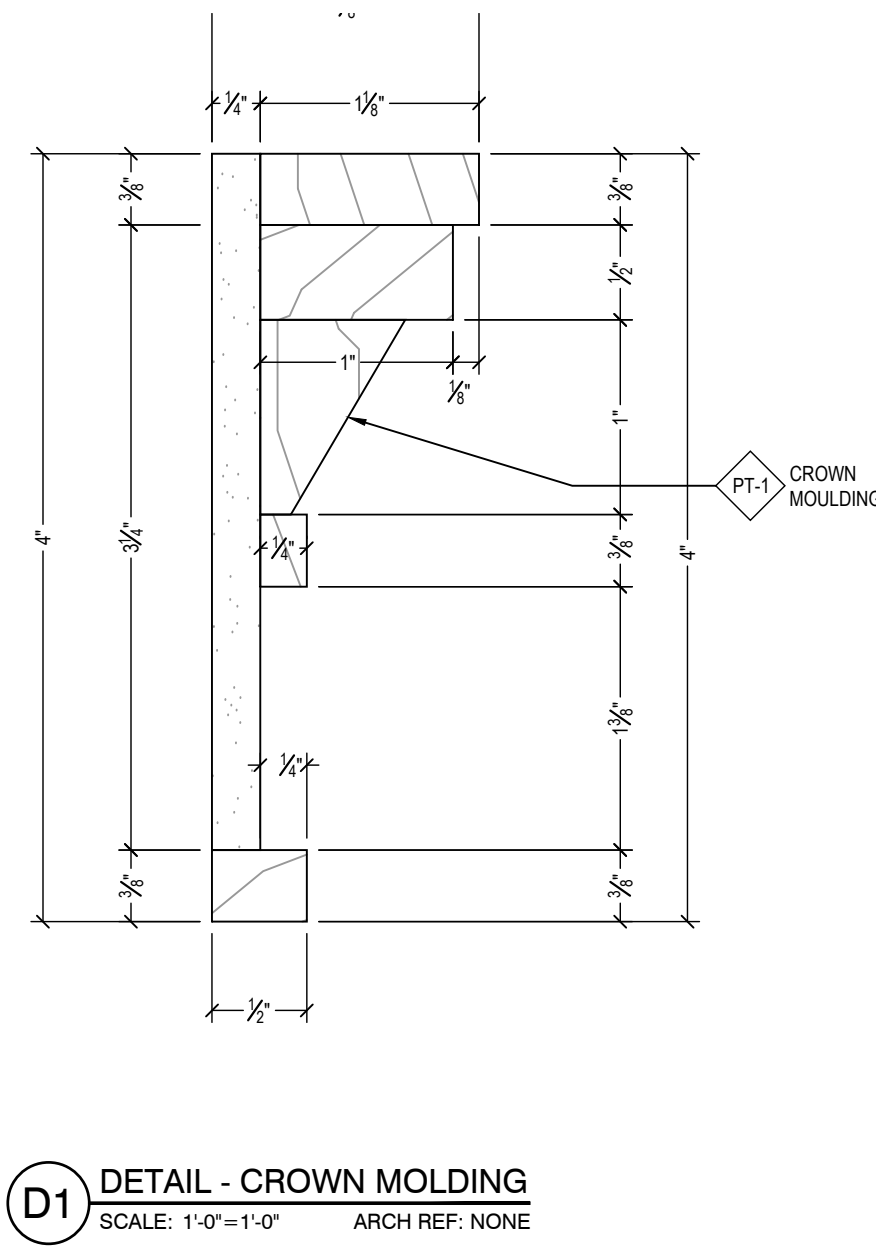
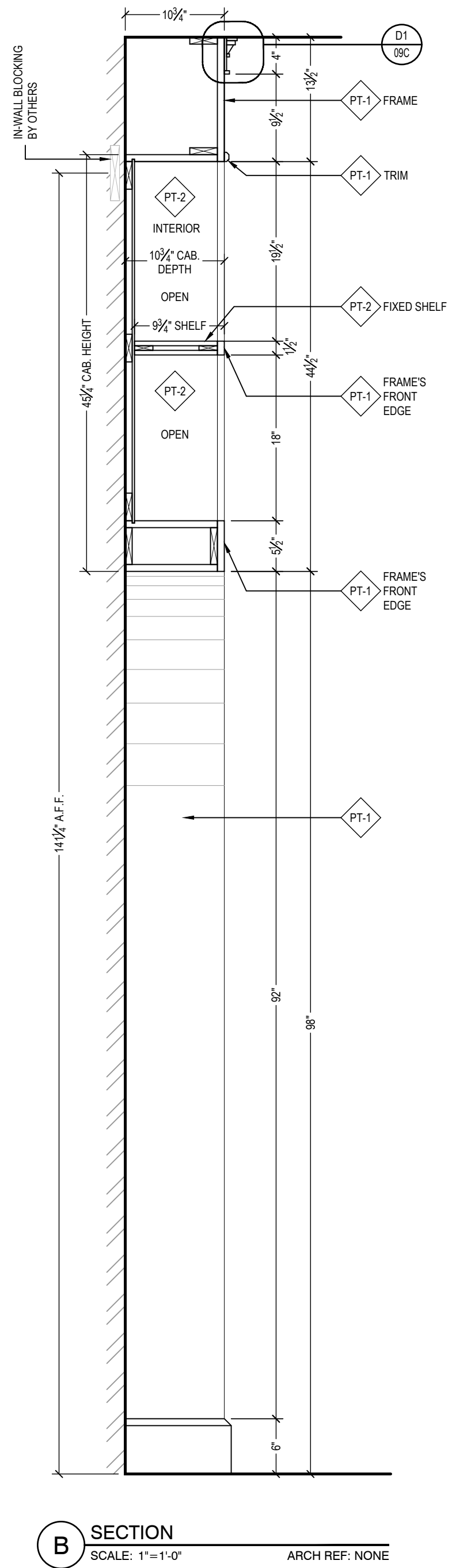
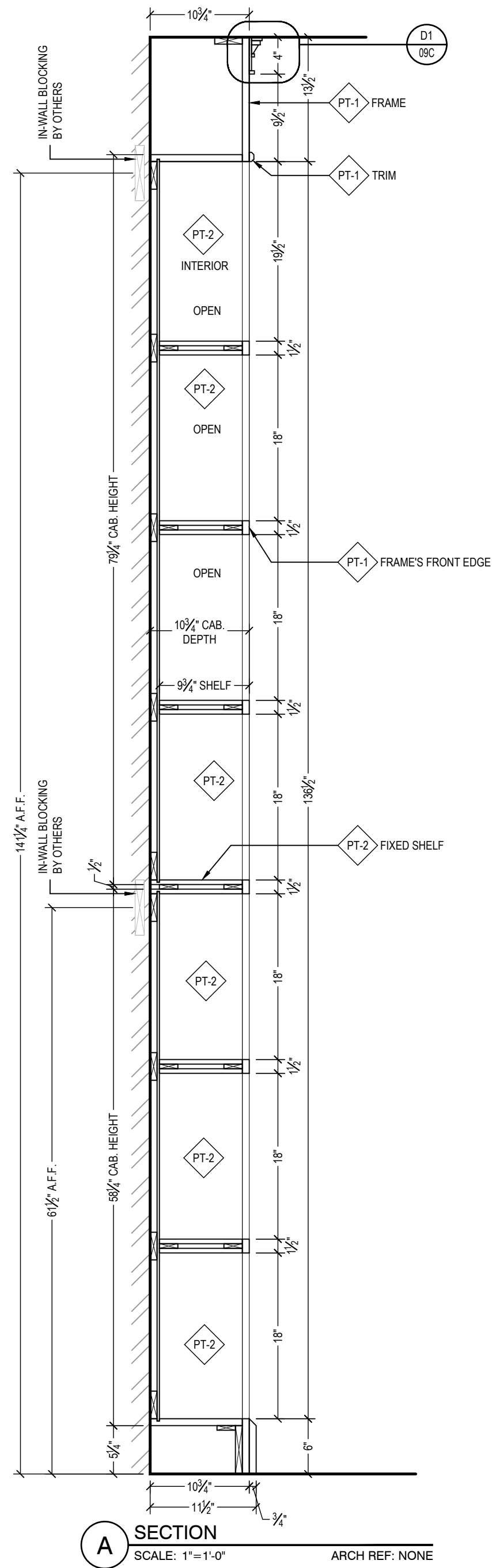
00CS	00FP1A	00RCP1A
------	--------	---------

GRADE REQUIREMENTS:		
<input type="checkbox"/> PREMIUM	<input checked="" type="checkbox"/> CUSTOM	<input type="checkbox"/> ECONOMY

ALL V.I.F. DIMENSIONS TO BE VERIFIED IN THE FIELD

REV	DESCRIPTION	DATE	INT
A			
B			
C			
D			
E			
F			

Architect Name and Address	
G.C Name and Address	
Project Name and Address	
Scope Description	AREA LEVEL 1 GROUP LIBRARY 103 SERIES LIBRARY BOOKCASE
Drawn By	Date
HD	04/15/20
Project #	Submittal #
	01
Drawing #	
09B	



FINISH SCHEDULE	
PT-1	PAINT - BENJAMIN MOORE HIDDEN SAPPHIRE CSP-690 - HIGH GLOSS FINISH
PT-2	PAINT - BENJAMIN MOORE FRENCH QUARTER GOLD 287 - HIGH GLOSS FINISH

HARDWARE SCHEDULE	
-------------------	--

00CS	00FP1A	00RCP1A
GRADE REQUIREMENTS:		
<input type="checkbox"/> PREMIUM	<input checked="" type="checkbox"/> CUSTOM	<input type="checkbox"/> ECONOMY
ALL V.I.F. DIMENSIONS TO BE VERIFIED IN THE FIELD		

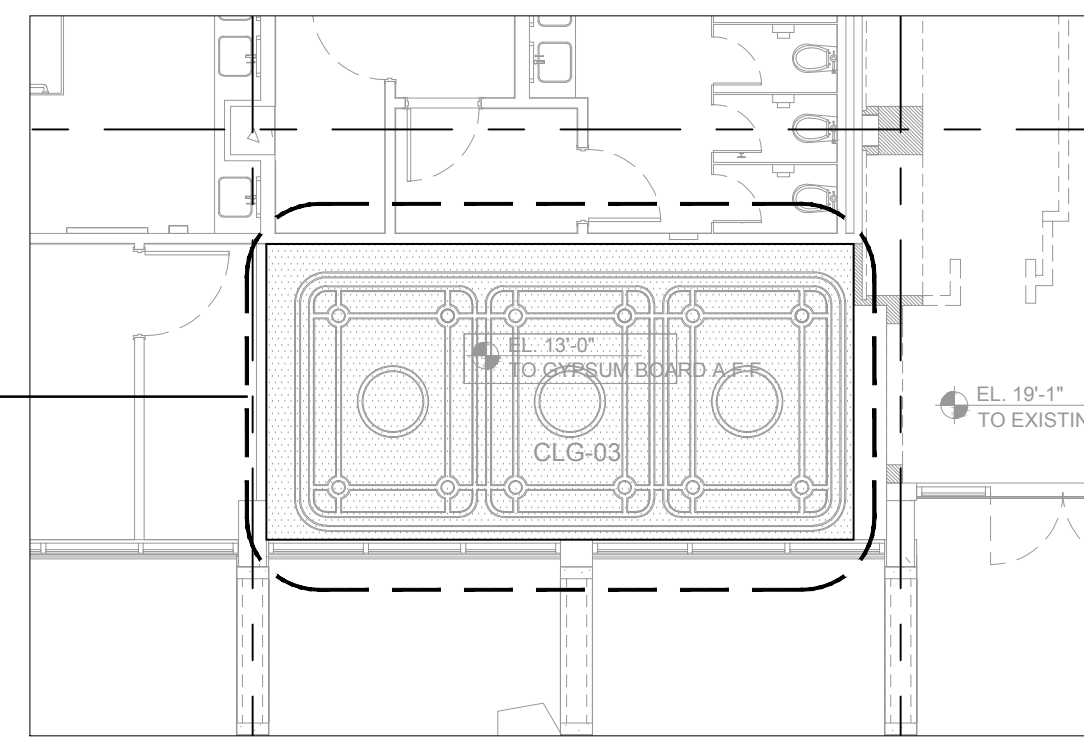
REV	DESCRIPTION	DATE	INT
A			
B			
C			
D			
E			
F			

Architect Name and Address	
G.C Name and Address	
Project Name and Address	

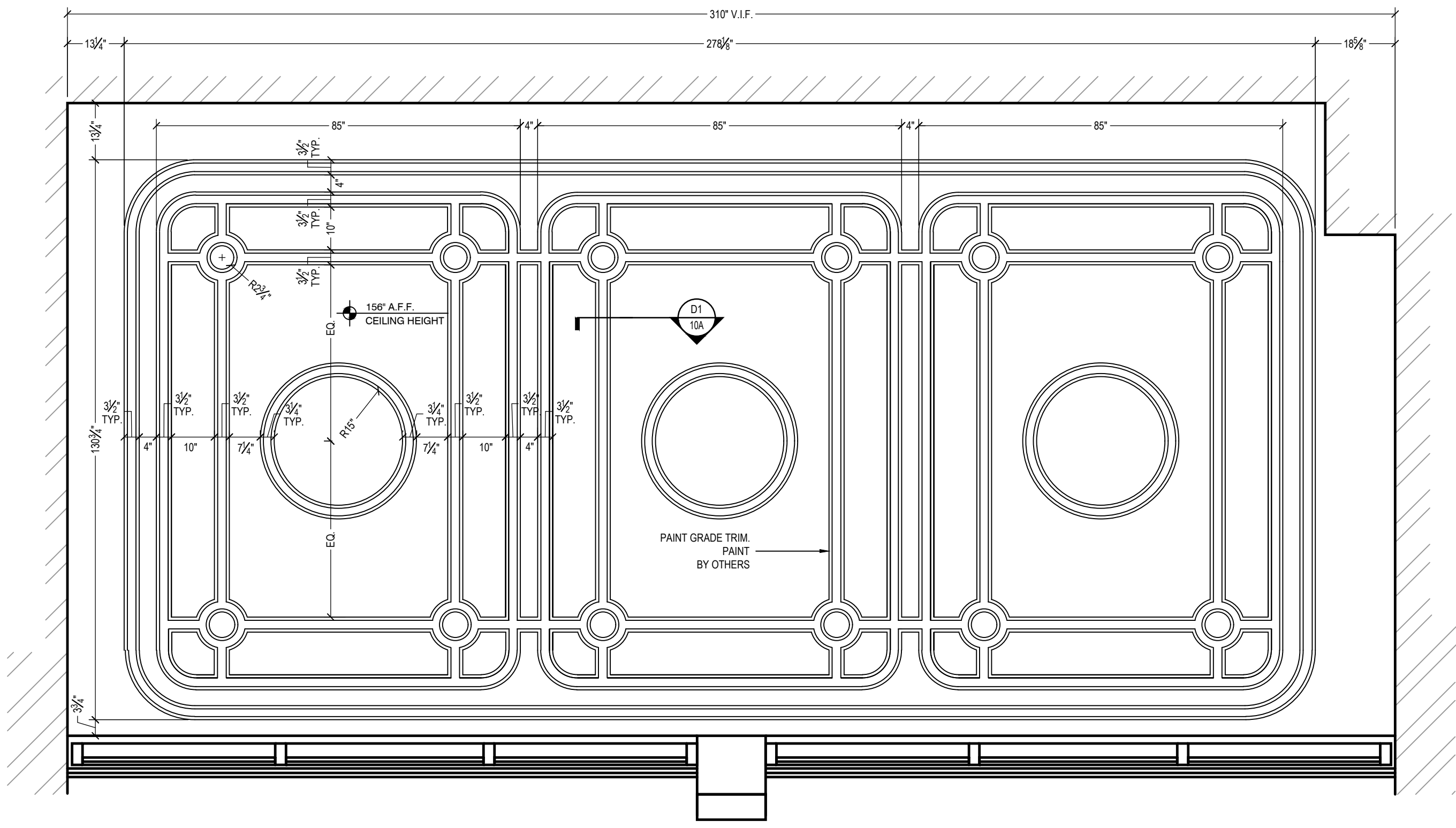
Scope Description	AREA	GROUP	SERIES
LEVEL 1	LIBRARY 103	LIBRARY BOOKCASE	

Drawn By	Date
HD	04/15/20
Project #	Submission #
	01

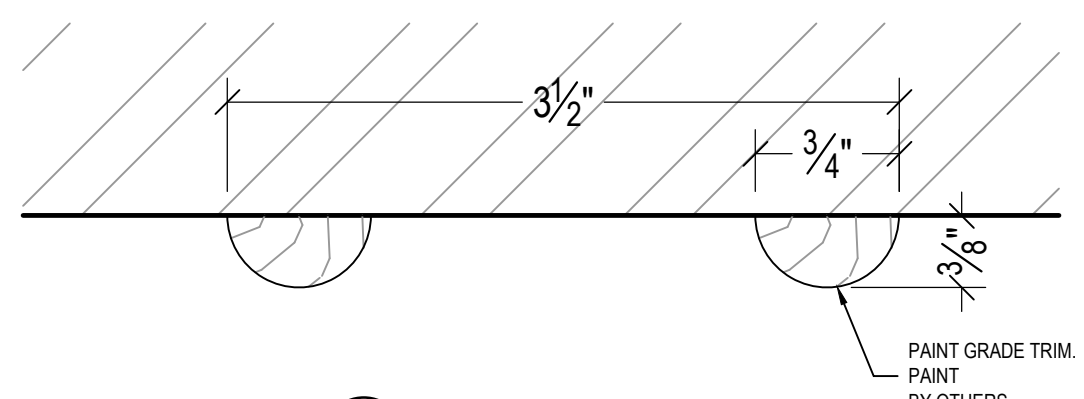
Drawing #
09C



K1 LOCATION PLAN - FIRST FLOOR
SCALE: 1/8"=1'-0" ARCH REF: 1/ID1.01



1 RCP - CEILING TRIM
SCALE: 1/2"=1'-0" ARCH REF: 1/ID2.01



D1 DETAIL
SCALE: 12"=1'-0" ARCH REF: NONE

FINISH SCHEDULE

HARDWARE SCHEDULE

00CS 00FP1A 00RCP1A

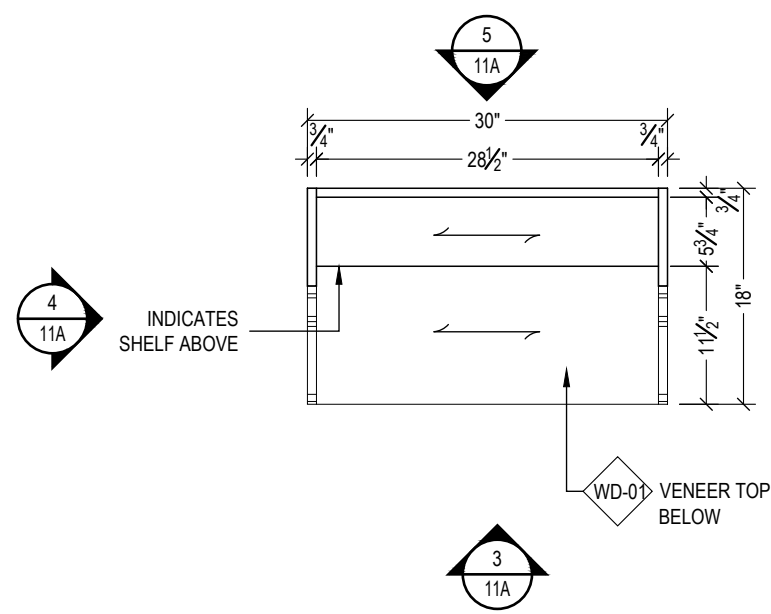
GRADE REQUIREMENTS:

PREMIUM CUSTOM ECONOMY

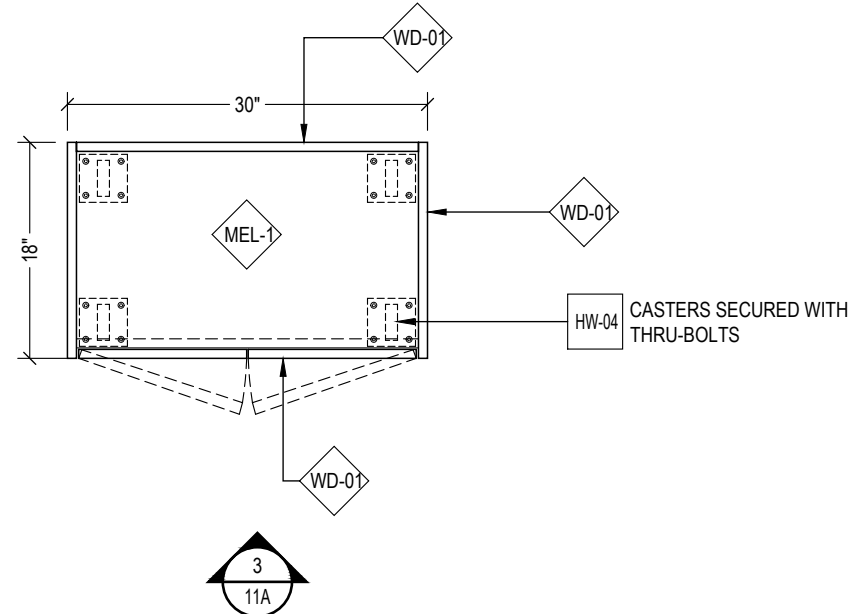
ALL V.I.F. DIMENSIONS TO BE VERIFIED IN THE FIELD

REV	DESCRIPTION	DATE	INT
A			
B			
C			
D			
E			
F			

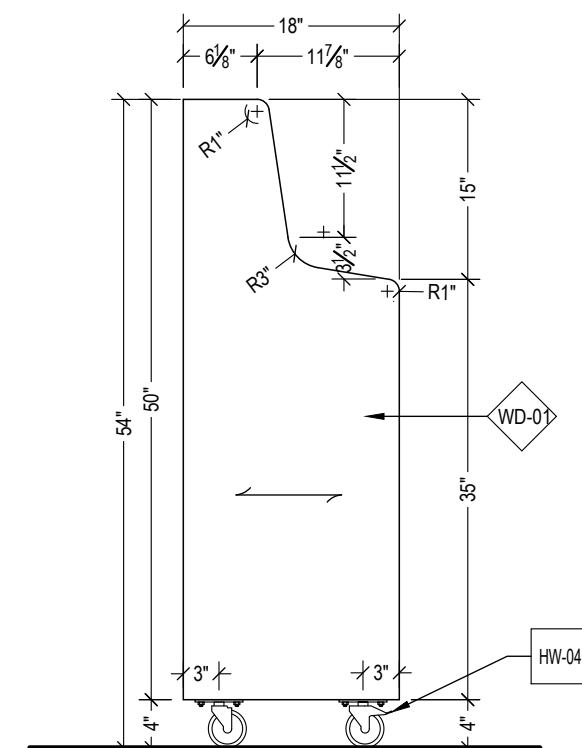
Architect Name and Address		G.C Name and Address		Project Name and Address	
Scope Description	AREA	GROUP	SERIES	Drawn By	Date
LEVEL 1	LIBRARY 103	LIBRARY CEILING		HD	04/15/20
				Project #	Submittal #
					01
Drawing #					
10A					



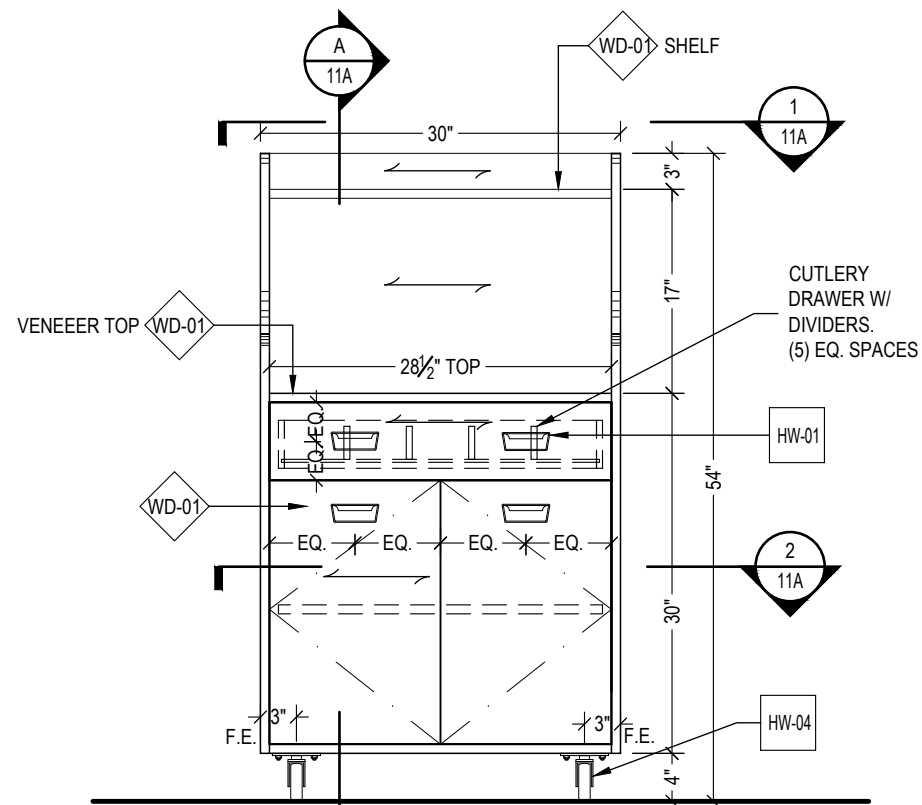
1 PLAN VIEW - OUTDOOR POS STATION
 SCALE: 3/4"=1'-0" ARCH REF: 1/ID4.08



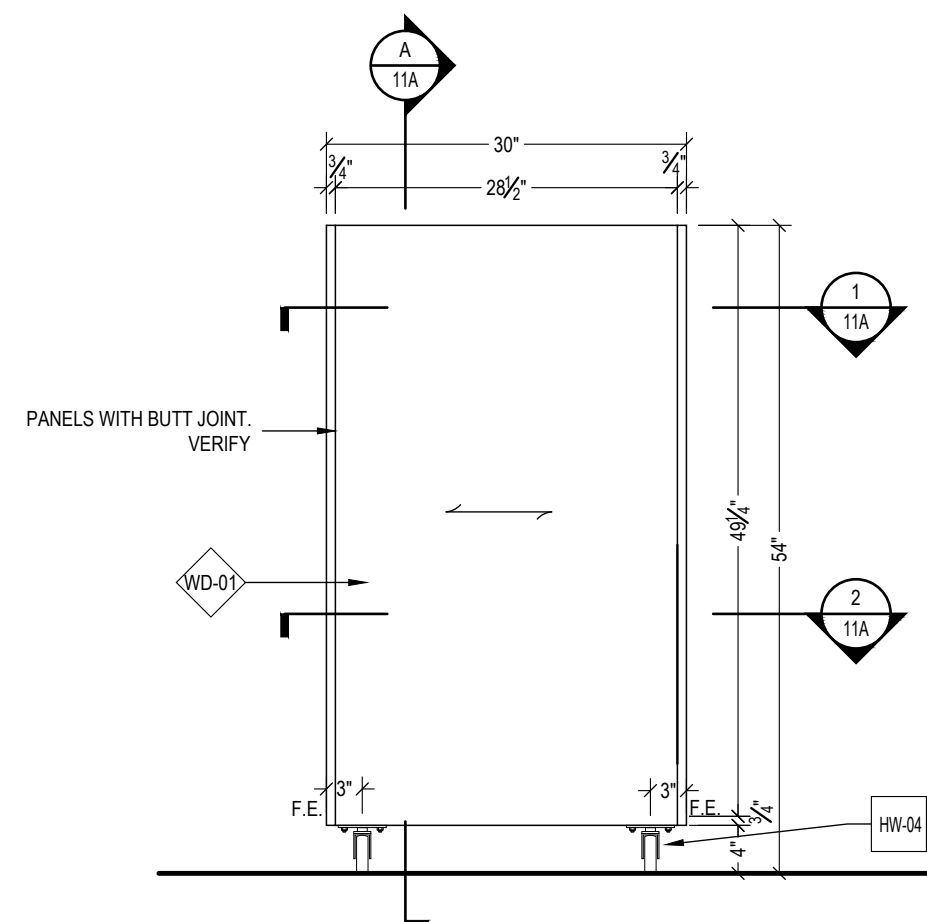
2 PLAN SECTION - OUTDOOR POS STATION
 SCALE: 3/4"=1'-0" ARCH REF: NONE



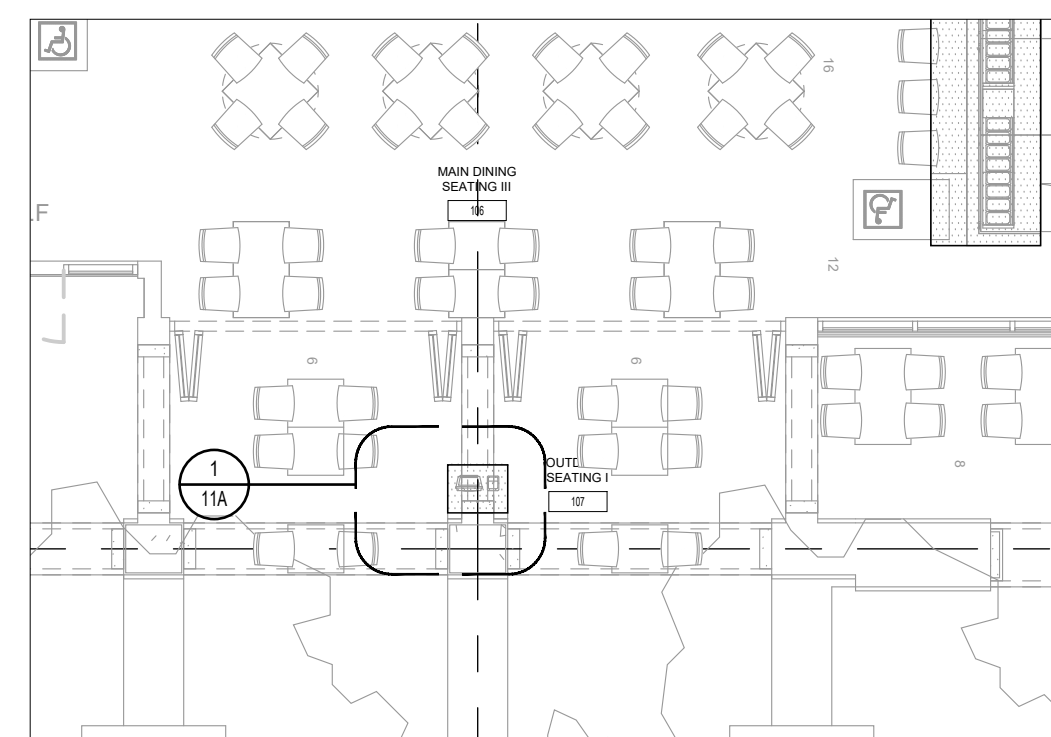
4 SIDE ELEVATION - OUTDOOR POS STATION
 SCALE: 3/4"=1'-0" ARCH REF: 2/ID4.08



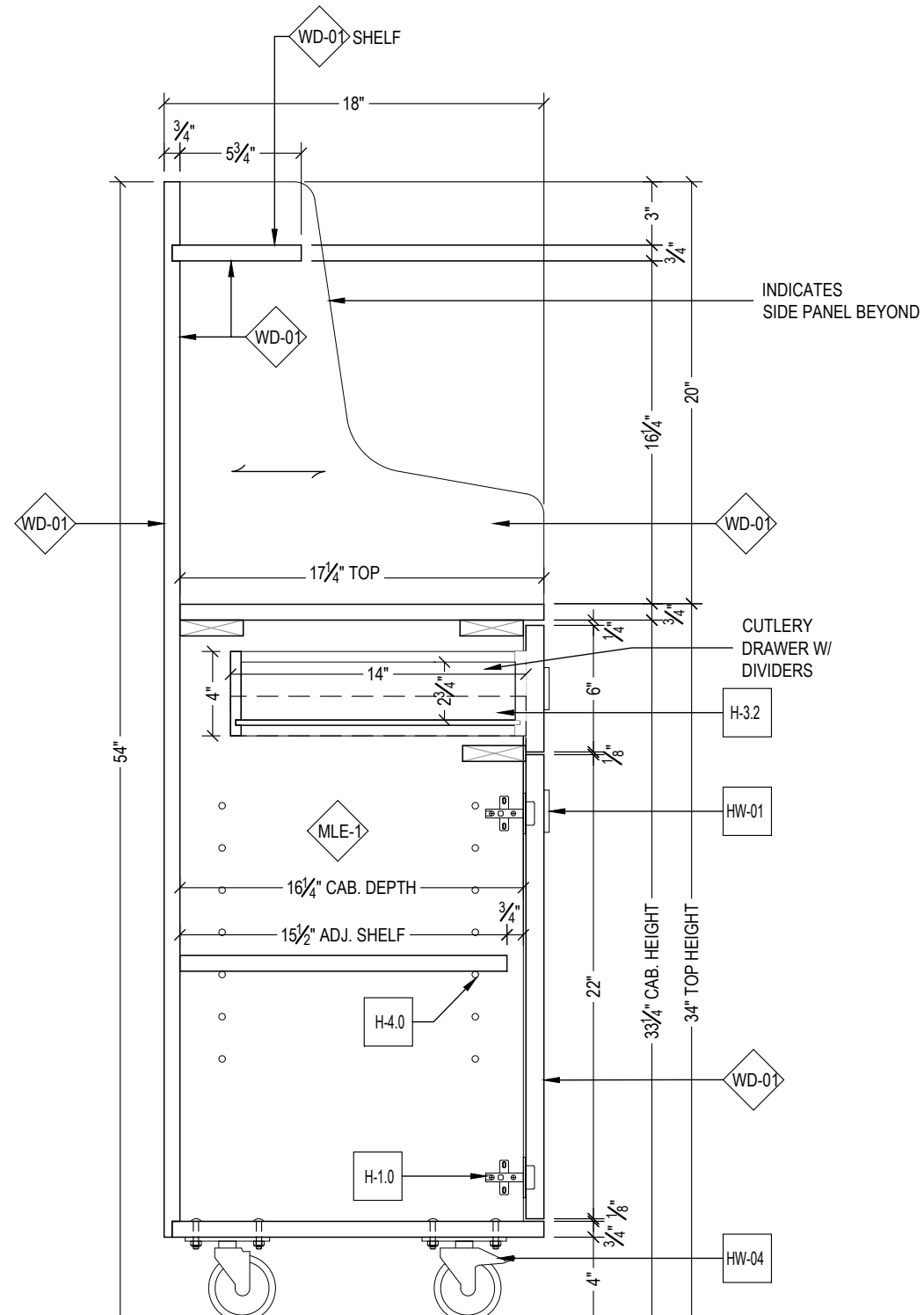
3 ELEVATION - OUTDOOR POS STATION
 SCALE: 3/4"=1'-0" ARCH REF: 5/ID4.08



5 ELEVATION - OUTDOOR POS STATION
 SCALE: 3/4"=1'-0" ARCH REF: 3/ID4.08



K1 LOCATION PLAN - FIRST FLOOR
 SCALE: 1/8"=1'-0" ARCH REF: 1/ID1.01



A SECTION
 SCALE: 1-1/2"=1'-0" ARCH REF: 4/ID4.08

FINISH SCHEDULE

MEL-1	INTERIOR CABINET FINISH
MEL-1	MELAMINE, COLOR BLACK
WD-01	STAINED HARDWOOD & VENEER AMERICAN WALNUT
WD-01	STAIN FINISH TO MATCH CONTROL SAMPLE

HARDWARE SCHEDULE

H-1.0	AMI HINGE 75T1580 - AMI ITEM #153168015
H-1.0	PLATE BLUM 174H7100E - AMI ITEM #153168016
H-3.2	DRAWER SLIDE - AMI ITEM #153211003
H-3.2	KV TRU TRACK, 100LBS FULL E., TEL., SIDE MOUNTED, 14"
H-4.0	AMI SUPPORTS - AMI ITEM #153187029
H-4.0	STANDARD SHELF SUPPORT 5mm X 24mm 282.40.708
HW-01	EMBEDDED DOOR HANDLES W/ AGED BRASS FINISH
HW-01	AMI TO PROVIDE OPTIONS FOR REVIEW AND APPROVAL
HW-04	4" CASTERS - (2) AT FRONT TO BE LOCKABLE
HW-04	HEAVY DUTY

00CS 00FP1A 00RCP1A

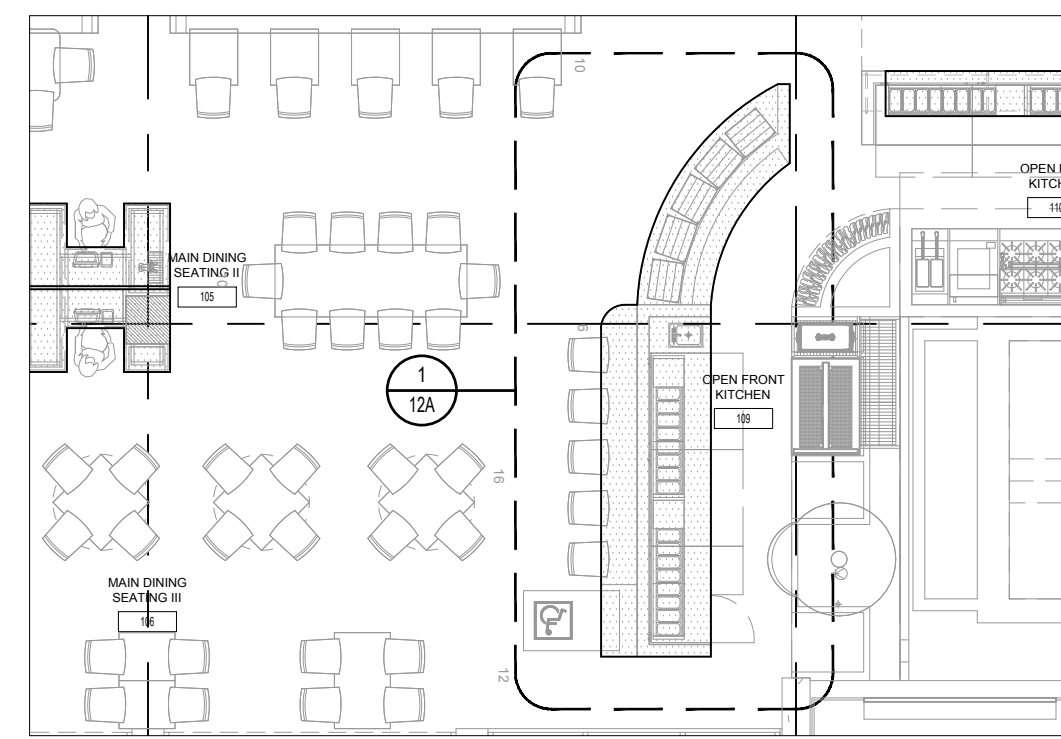
GRADE REQUIREMENTS:

PREMIUM CUSTOM ECONOMY

ALL V.I.F. DIMENSIONS TO BE VERIFIED IN THE FIELD

REV	DESCRIPTION	DATE	INT
A			
B			
C			
D			
E			
F			

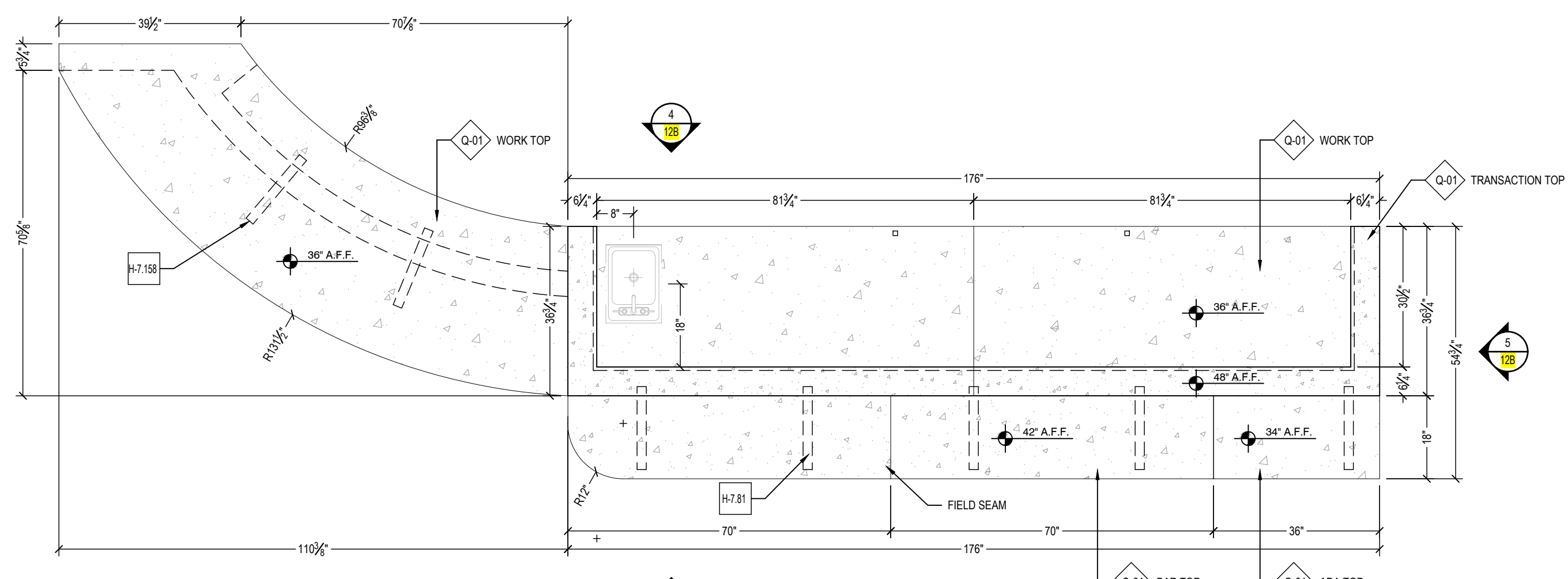
Architect Name and Address			
G.C Name and Address			
Project Name and Address			
Scope Description	AREA	GROUP	SERIES
	LEVEL 1	OUTDOOR	POS STATION
Drawn By	Date		
HD	03/30/20		
Project #	Submission #		
	01		
Drawing #	11A		



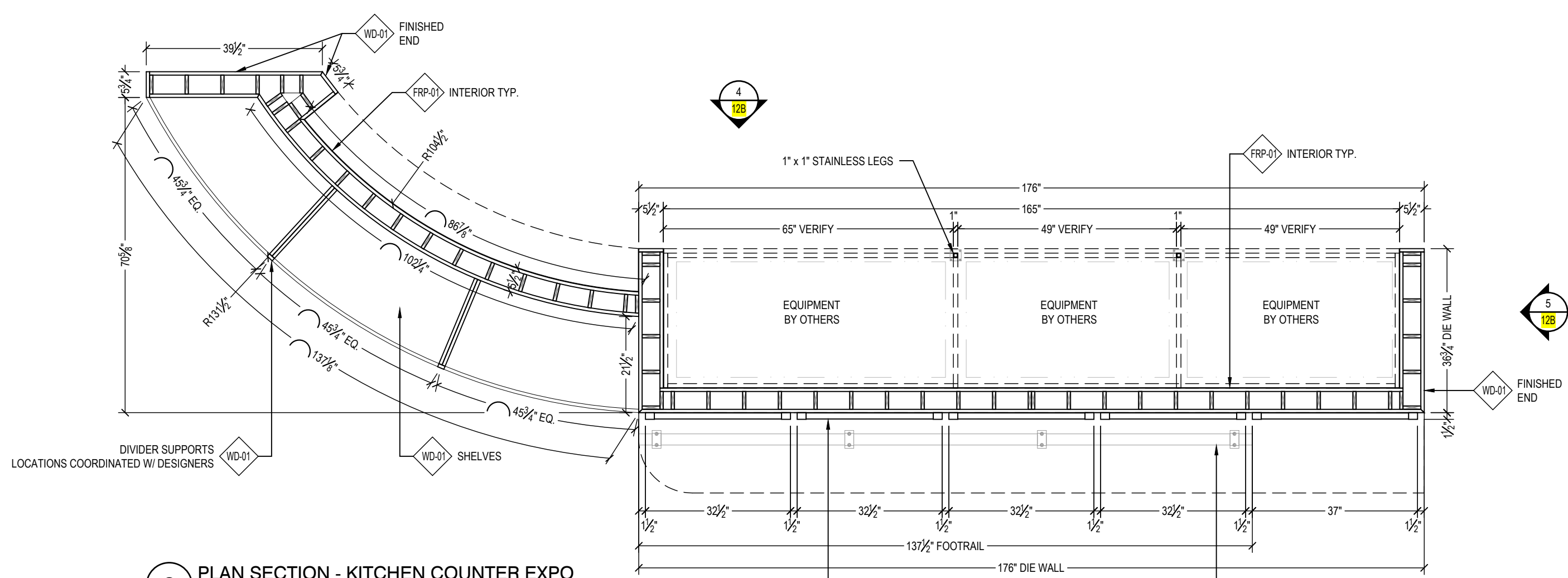
K1 LOCATION PLAN - FIRST FLOOR
SCALE: 1/8"=1'-0" ARCH REF: 1/ID1.01

FINISH SCHEDULE	
FRP-01	FIBER REINFORCED PLASTIC BLACK COLOR
MT-01	POWDERCOATED METAL - BRASS FINISH AGED BRASS LOOK CONTINGENT UPON C.O. APPROVAL
Q-01	2CM QUARTZ TAJ MAHAL QUARTZITE - FINISH TO MATCH CONTROL SAMPLE STAINED HARDWOOD & VENEER AMERICAN WALNUT
WD-01	STAIN FINISH TO MATCH CONTROL SAMPLE

HARDWARE SCHEDULE	
H-7.81	A&M 1" CONCEALED BRACKET - AMI PART #173269068 W/18" SUPPORT ARM WHITE 1/4" STEEL
H-7.158	CENTERLINE STEEL PLATE - AMI PART #153168310 WITH 4 OFF SET MOUNTING HOLES, 18" WHITE



1 PLAN VIEW - KITCHEN COUNTER EXPO
SCALE: 1/2"=1'-0" ARCH REF: 1/ID4.12



2 PLAN SECTION - KITCHEN COUNTER EXPO
SCALE: 1/2"=1'-0" ARCH REF: 2/ID4.12

00CS	00FP1A	00RCP1A
------	--------	---------

GRADE REQUIREMENTS:		
<input type="checkbox"/> PREMIUM	<input checked="" type="checkbox"/> CUSTOM	<input type="checkbox"/> ECONOMY

ALL V.I.F. DIMENSIONS TO BE VERIFIED IN THE FIELD

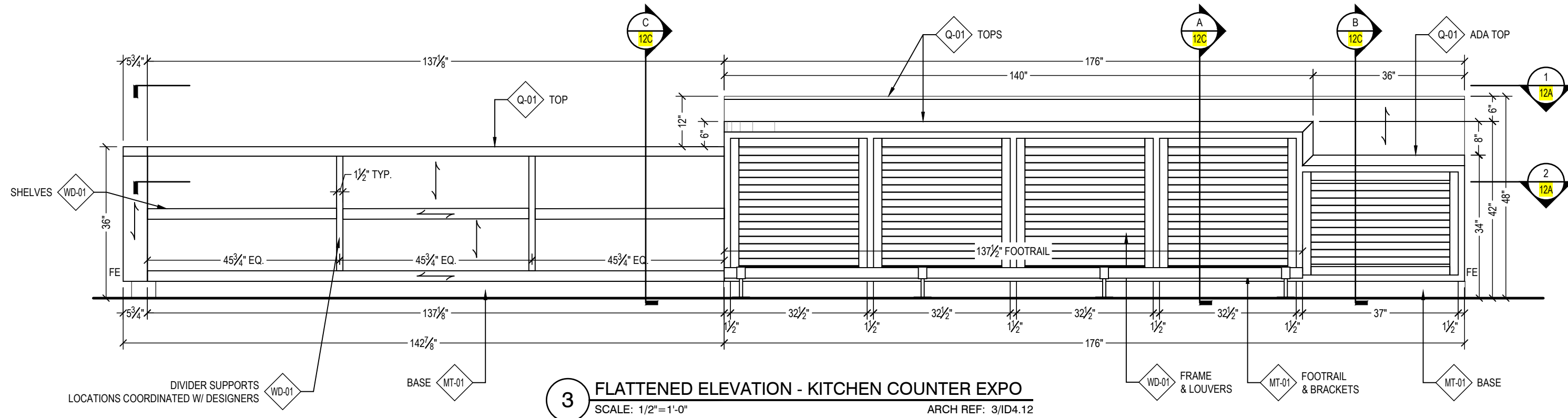
REV	DESCRIPTION	DATE	INT
A			
B			
C			
D			
E			
F			

Project Name and Address	Architect Name and Address	G.C Name and Address	Project Name and Address

Scope Description	AREA	GROUP	SERIES
LEVEL 1	OPEN FRONT KITCHEN 107	FRONT COUNTER	

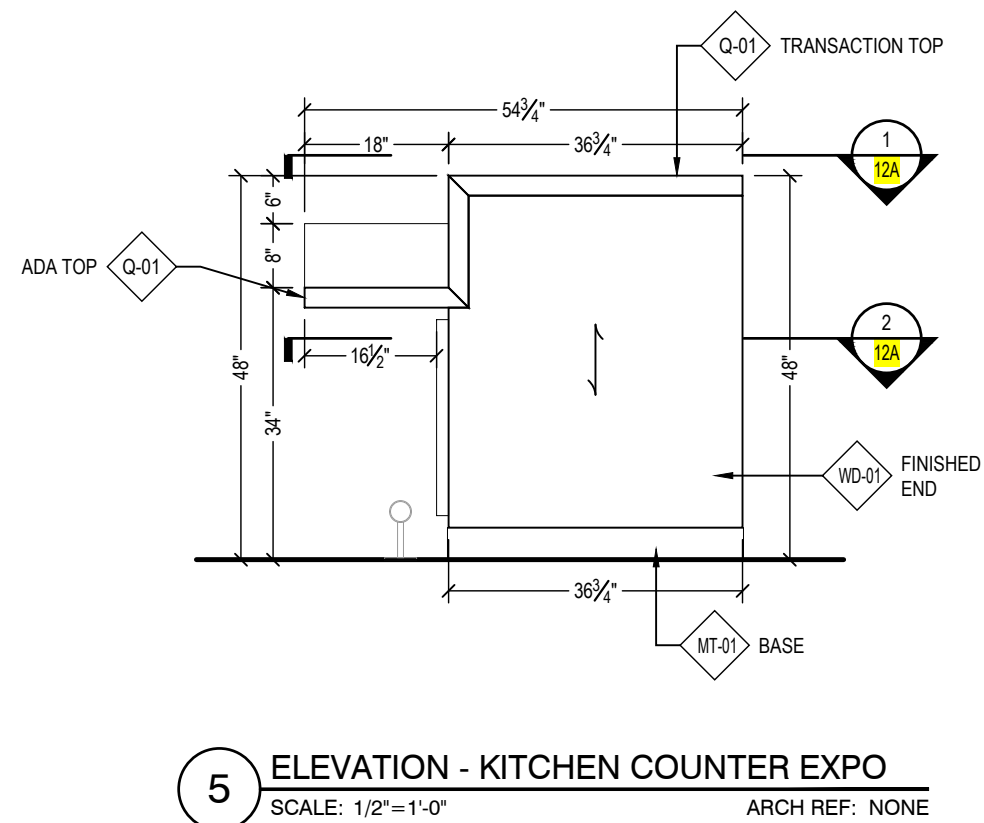
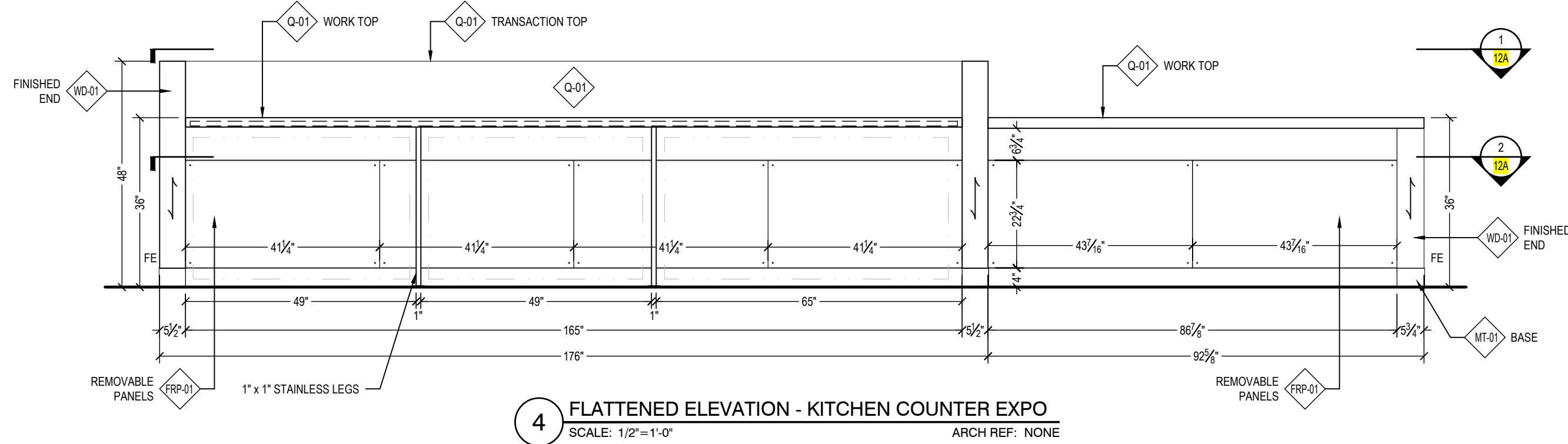
Drawn By	Date
HD	04/15/20
Project #	Submittal #
	01

Drawing #
12A



FINISH SCHEDULE	
FRP-01	FIBER REINFORCED PLASTIC BLACK COLOR
MT-01	POWDERCOATED METAL - BRASS FINISH AGED BRASS LOOK CONTINGENT UPON C.O. APPROVAL
Q-01	2CM QUARTZ TAJ MAHAL QUARTZITE - FINISH TO MATCH CONTROL SAMPLE
WD-01	STAINED HARDWOOD & VENEER AMERICAN WALNUT STAIN FINISH TO MATCH CONTROL SAMPLE

HARDWARE SCHEDULE	
H-7.81	A&M 1" CONCEALED BRACKET - AMI PART #173269068 W/18" SUPPORT ARM WHITE 1/4" STEEL
H-7.158	CENTERLINE STEEL PLATE - AMI PART #153168310 WITH 4 OFF SET MOUNTING HOLES, 18" WHITE

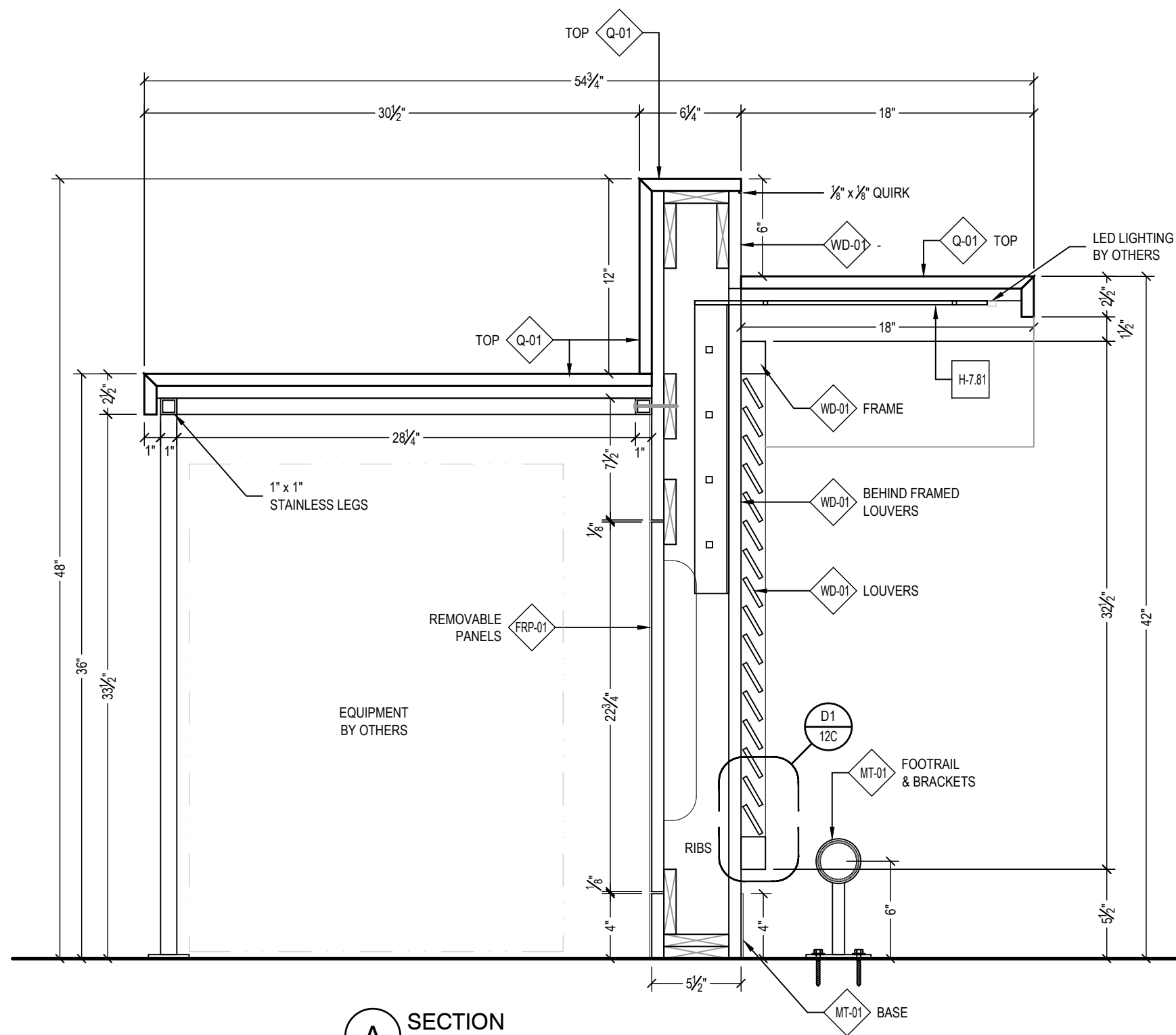


00CS 00FP1A 00RCP1A

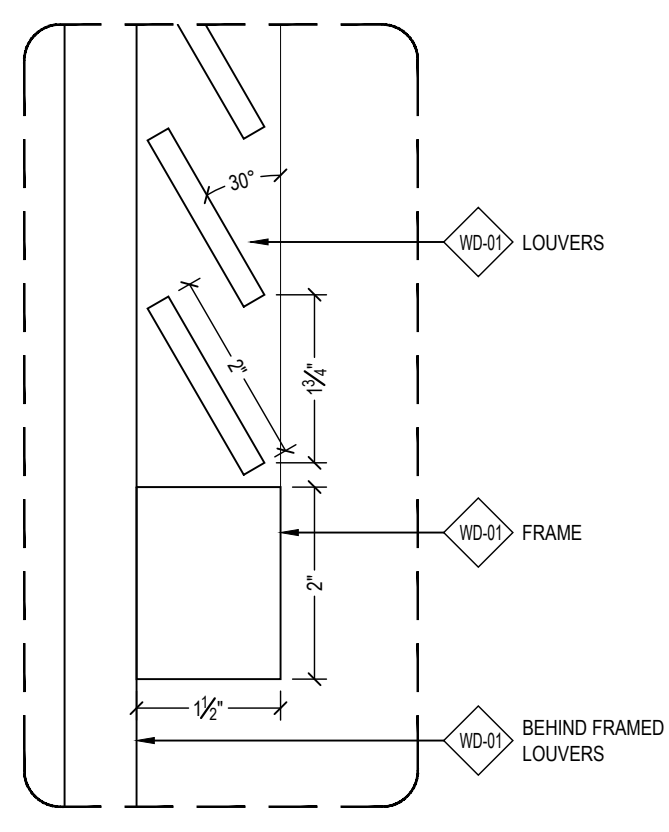
GRADE REQUIREMENTS:
 PREMIUM CUSTOM ECONOMY

ALL V.I.F. DIMENSIONS TO BE VERIFIED IN THE FIELD

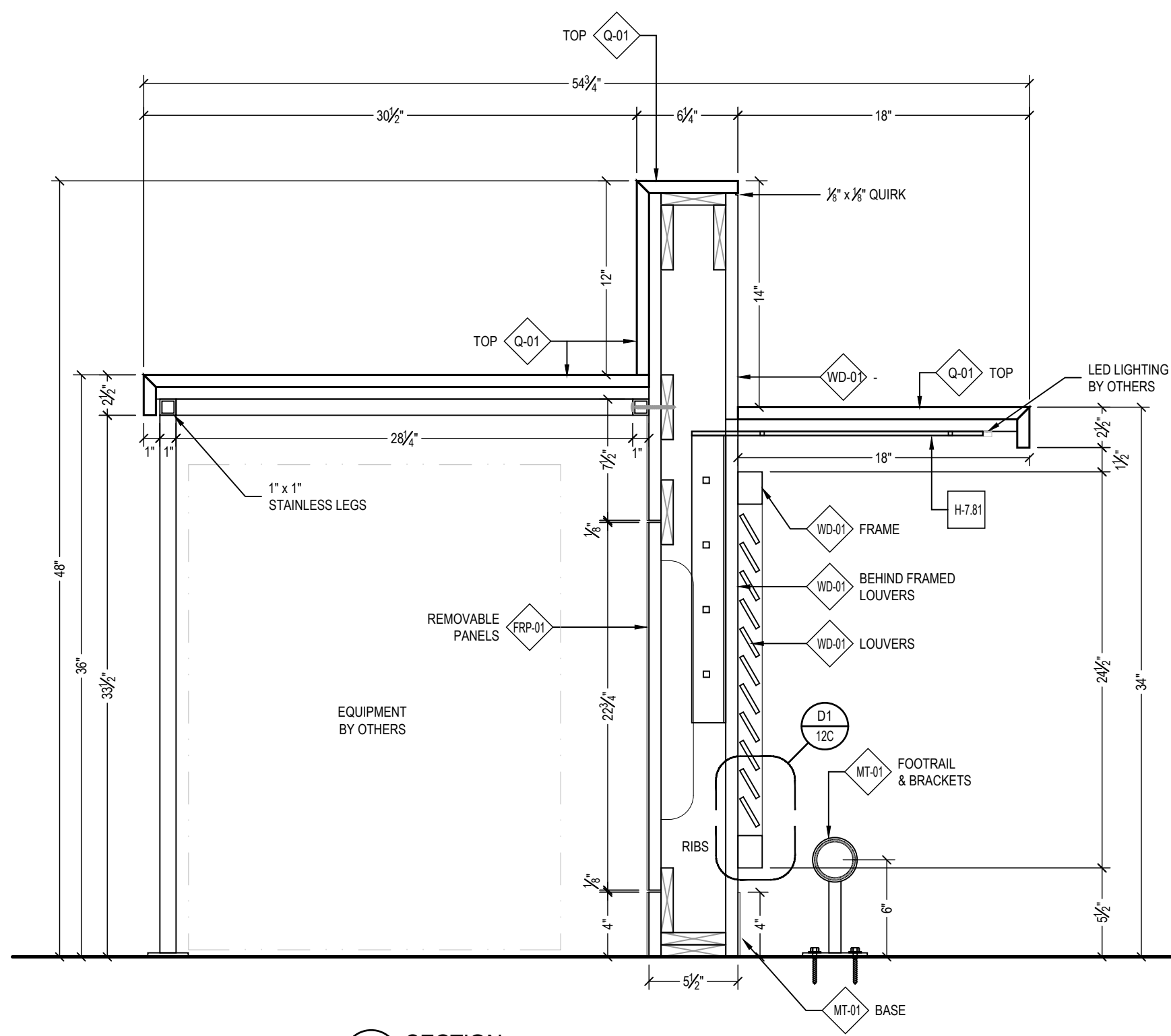
INT	DATE	DESCRIPTION	REV	Architect Name and Address	G.C Name and Address	Project Name and Address	Scope Description
			A				AREA LEVEL 1
			B				GROUP OPEN FRONT KITCHEN 107
			C				SERIES FRONT COUNTER
			D				
			E				
			F				
							Drawn By HD Date 04/15/20
							Project # Submittal # 01
							Drawing # 12B



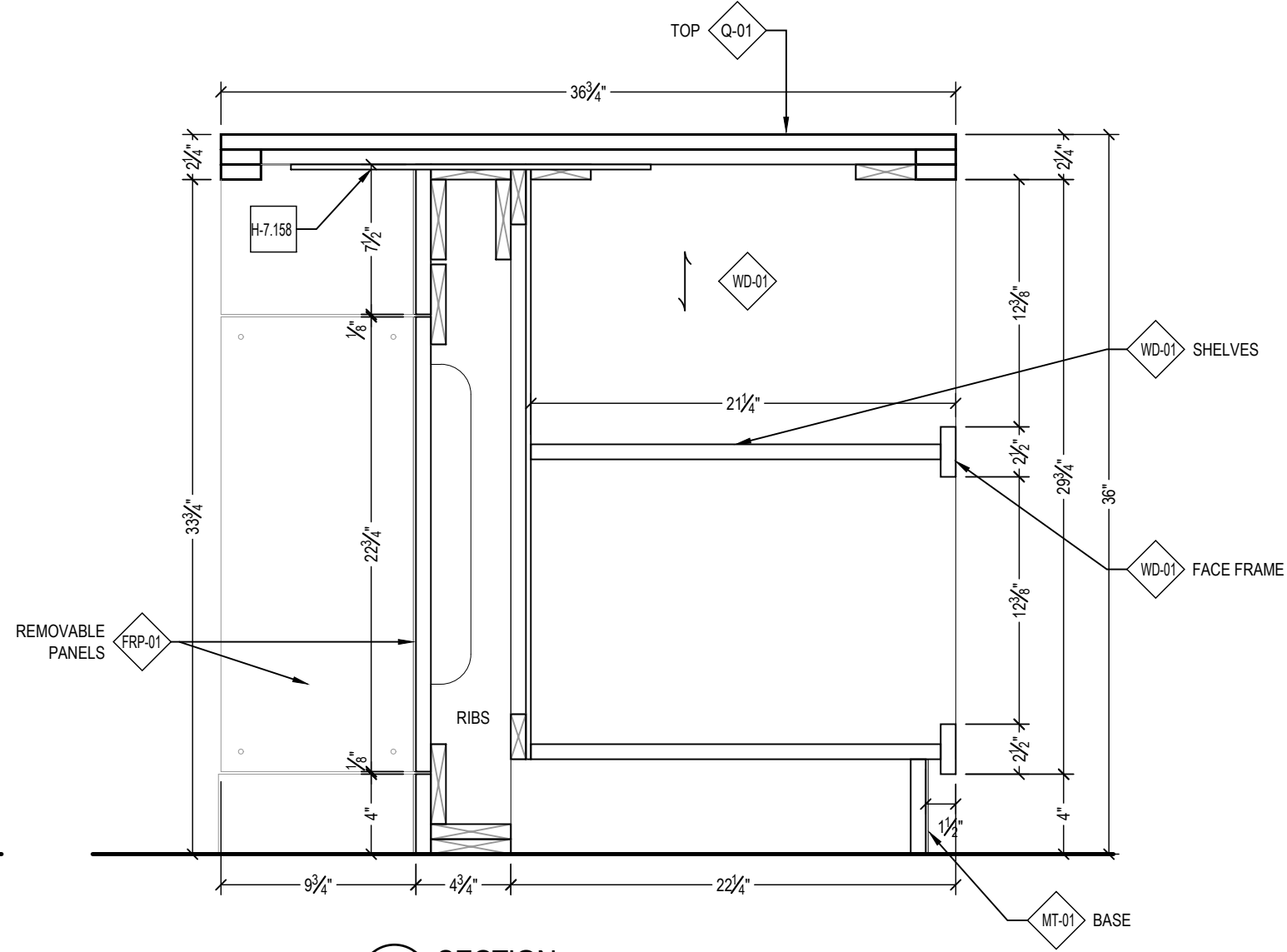
A SECTION
SCALE: 1-1/2"=1'-0" ARCH REF: 5/ID4.12



D1 DETAIL
SCALE: 6"=1'-0" ARCH REF: 5/ID4.12



B SECTION
SCALE: 1-1/2"=1'-0" ARCH REF: 5/ID4.12



C SECTION
SCALE: 1-1/2"=1'-0" ARCH REF: 4/ID4.12

FINISH SCHEDULE	
FRP-01	FIBER REINFORCED PLASTIC BLACK COLOR
MT-01	POWDERCOATED METAL - BRASS FINISH AGED BRASS LOOK CONTINGENT UPON C.O. APPROVAL
Q-01	2CM QUARTZ TAJ MAHAL QUARTZITE - FINISH TO MATCH CONTROL SAMPLE
WD-01	STAINED HARDWOOD & VENEER AMERICAN WALNUT STAIN FINISH TO MATCH CONTROL SAMPLE

HARDWARE SCHEDULE	
H-7.81	A&M 1" CONCEALED BRACKET - AMI PART #173269068 W/18" SUPPORT ARM WHITE 1/4" STEEL
H-7.158	CENTERLINE STEEL PLATE - AMI PART #153168310 WITH 4 OFF SET MOUNTING HOLES, 18" WHITE

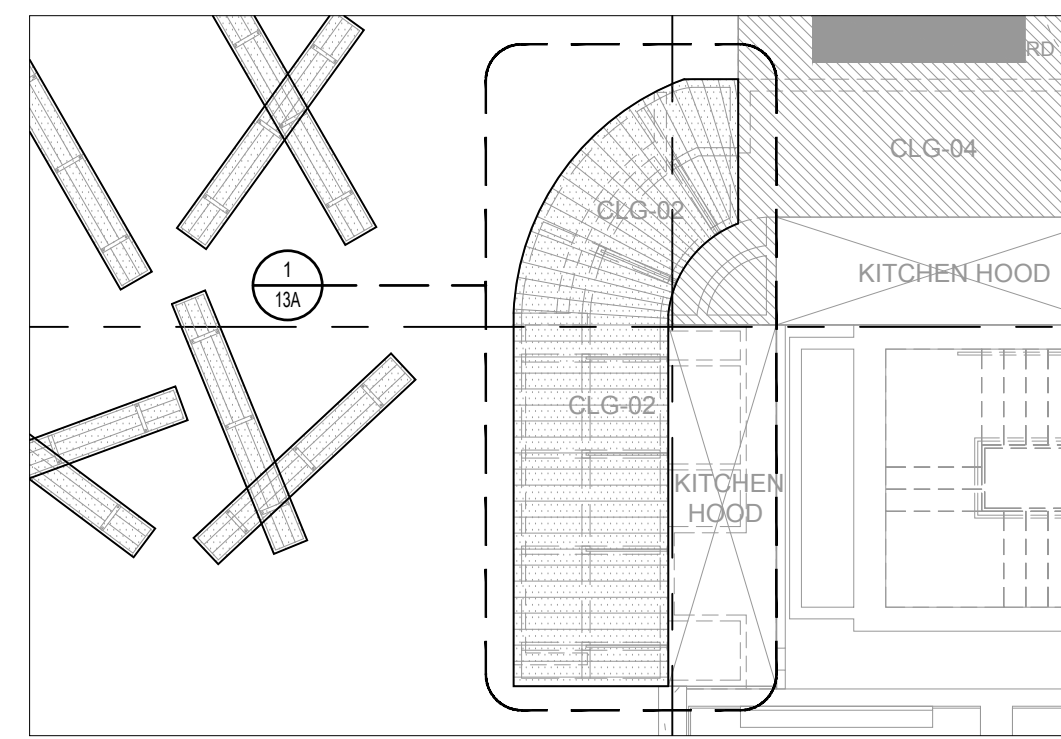
00CS	00FP1A	00RCP1A
------	--------	---------

GRADE REQUIREMENTS:		
<input type="checkbox"/> PREMIUM	<input checked="" type="checkbox"/> CUSTOM	<input type="checkbox"/> ECONOMY

ALL V.I.F. DIMENSIONS TO BE VERIFIED IN THE FIELD

REV	DESCRIPTION	DATE	INT
A			
B			
C			
D			
E			
F			

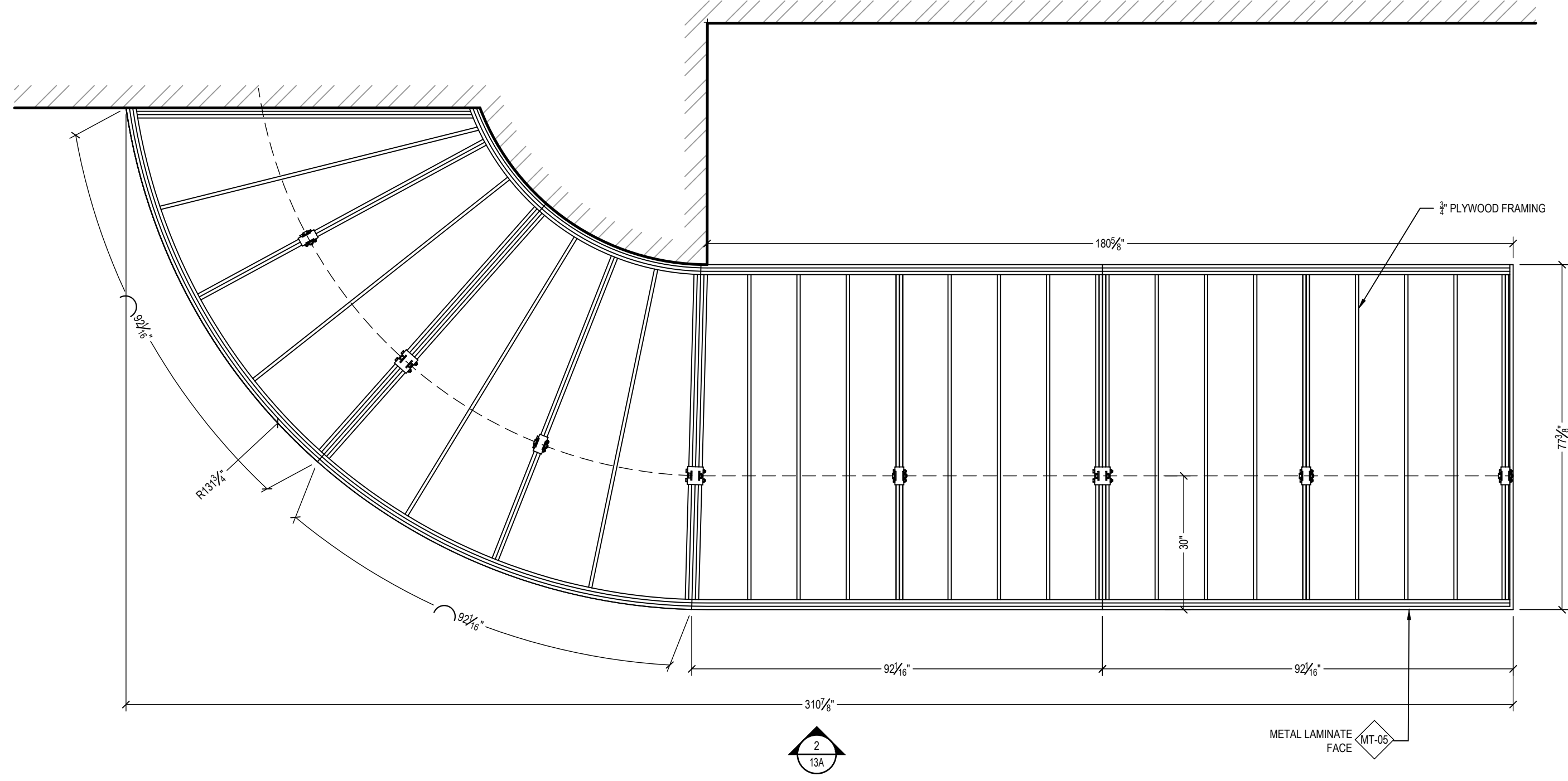
Architect Name and Address	
G.C Name and Address	
Project Name and Address	
Scope Description	AREA LEVEL 1 GROUP OPEN FRONT KITCHEN 107 SERIES FRONT COUNTER
Drawn By	HD
Date	04/15/20
Project #	Submittal #
	01
Drawing #	12C



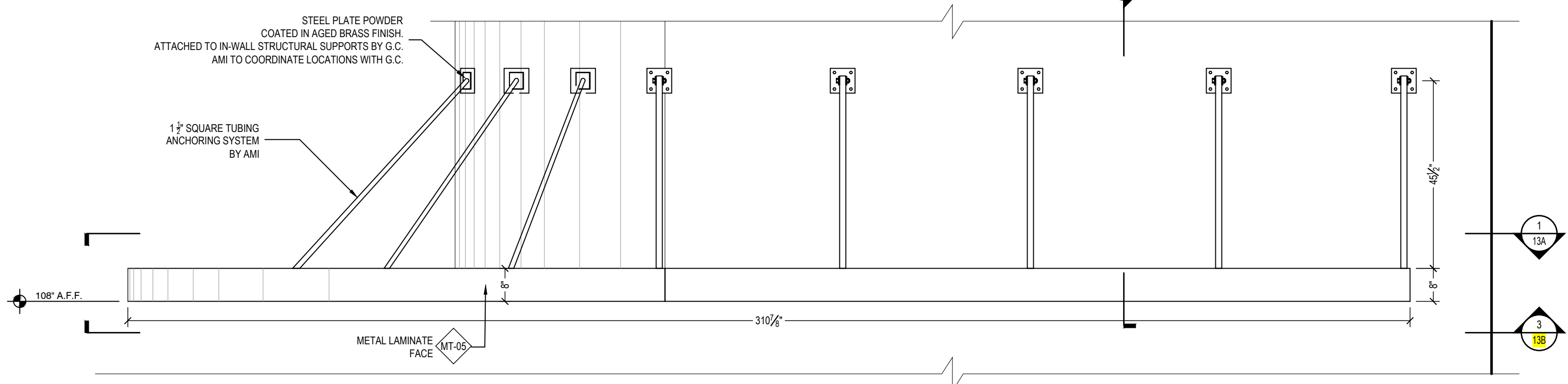
K1 LOCATION PLAN - FIRST FLOOR
SCALE: 1/8"=1'-0" ARCH REF: 1/ID2.01

FINISH SCHEDULE	
CLG-02	8" WOOD PLANK CLADDING
	SOLID WOOD - FIRE TREATED WALNUT
MT-04	HOLLOW METAL STEEL FRAME
	GALVANIZED FINISH
MT-05	CHEMETAL
	PLEASE PROVIDE FINISH

HARDWARE SCHEDULE



1 PLAN VIEW - KITCHEN CANOPY @ OPEN FRONT KITCHEN
SCALE: 1/2"=1'-0" ARCH REF: 3/ID4.15



2 ELEVATION - KITCHEN CANOPY @ OPEN FRONT KITCHEN
SCALE: 1/2"=1'-0" 1/ID3.03

00CS	00FP1A	00RCP1A
------	--------	---------

GRADE REQUIREMENTS:		
<input type="checkbox"/> PREMIUM	<input checked="" type="checkbox"/> CUSTOM	<input type="checkbox"/> ECONOMY

ALL V.I.F. DIMENSIONS TO BE VERIFIED IN THE FIELD

REV	DESCRIPTION	DATE	INT
A			
B			
C			
D			
E			
F			

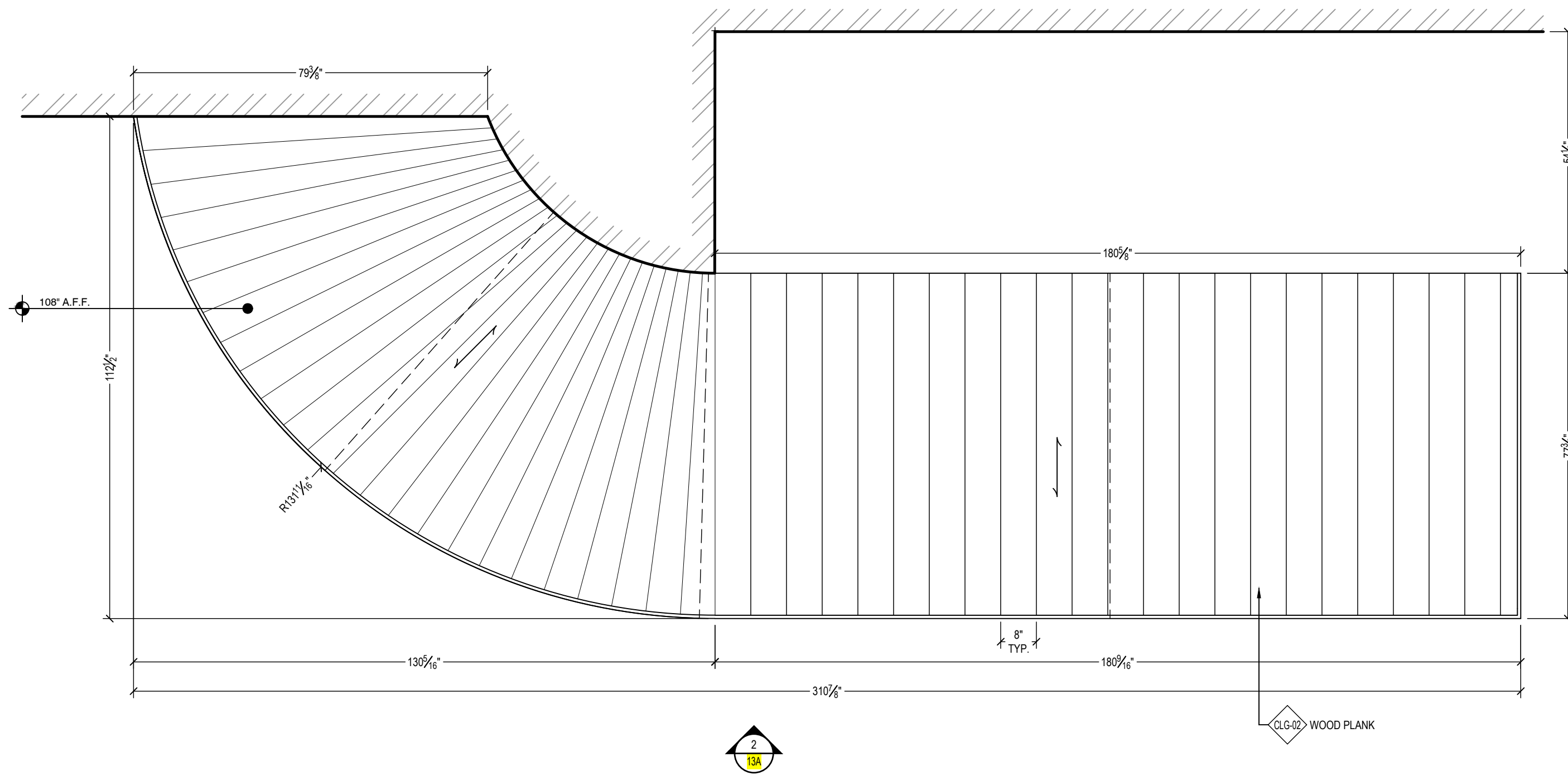
Architect Name and Address	
G.C Name and Address	
Project Name and Address	

Scope Description	AREA LEVEL 1
GROUP	OPEN FRONT KITCHEN 107
SERIES	KITCHEN CANOPY

Drawn By	Date
HD	04/15/20
Project #	Submittal #
	01

Drawing #

13A



3 RCP - KITCHEN CANOPY @ OPEN FRONT KITCHEN
 SCALE: 1/2" = 1'-0" ARCH REF: 3/ID4.15

FINISH SCHEDULE	
CLG-02	8" WOOD PLANK CLADDING
	SOLID WOOD - FIRE TREATED WALNUT
MT-04	HOLLOW METAL STEEL FRAME
	GALBANIZED FINISH
	CHEMETAL
MT-05	PLEASE PROVIDE FINISH

HARDWARE SCHEDULE

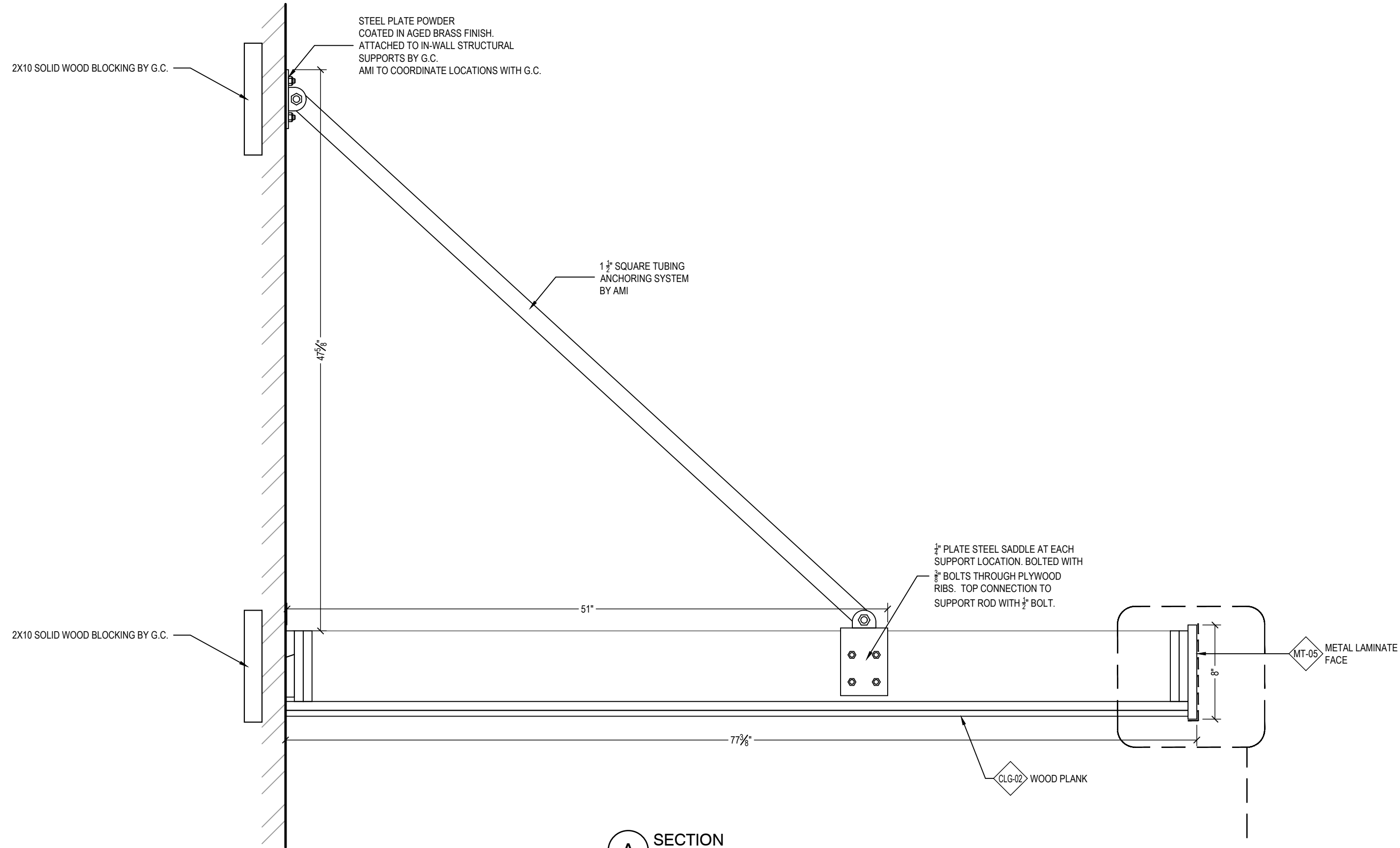
00CS 00FP1A 00RCP1A

GRADE REQUIREMENTS:
 PREMIUM CUSTOM ECONOMY

ALL V.I.F. DIMENSIONS TO BE VERIFIED IN THE FIELD

REV	DESCRIPTION	DATE	INT
A			
B			
C			
D			
E			
F			

Project Name and Address	G.C Name and Address	Architect Name and Address
Scope Description	AREA LEVEL 1	GROUP OPEN FRONT KITCHEN 107
		SERIES KITCHEN CANOPY
Drawn By	HD	Date 04/15/20
Project #		Submittal # 01
Drawing # 13B		



A SECTION
SCALE: 1-1/2"=1'-0" ARCH REF: NONE

FINISH SCHEDULE	
CLG-02	8" WOOD PLANK CLADDING SOLID WOOD - FIRE TREATED WALNUT
MT-04	HOLLOW METAL STEEL FRAME GALVANIZED FINISH
MT-05	CHEMETAL PLEASE PROVIDE FINISH

HARDWARE SCHEDULE

REV	DESCRIPTION
A	
B	
C	
D	
E	
F	

Project Name and Address	G.C Name and Address	Architect Name and Address

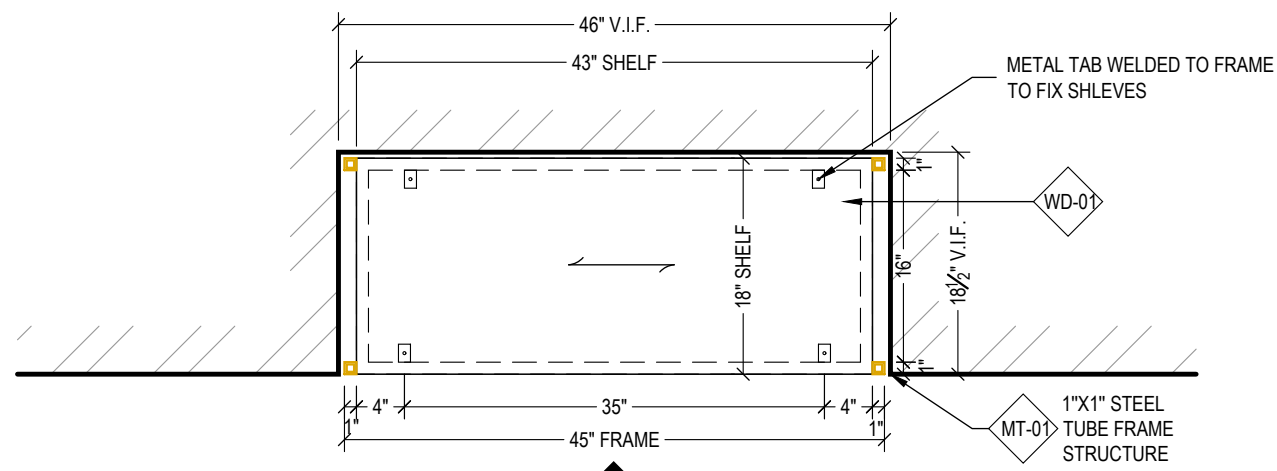
Scope Description	AREA	GROUP	SERIES
LEVEL 1		OPEN FRONT KITCHEN 107	KITCHEN CANOPY

00CS 00FP1A 00RCP1A

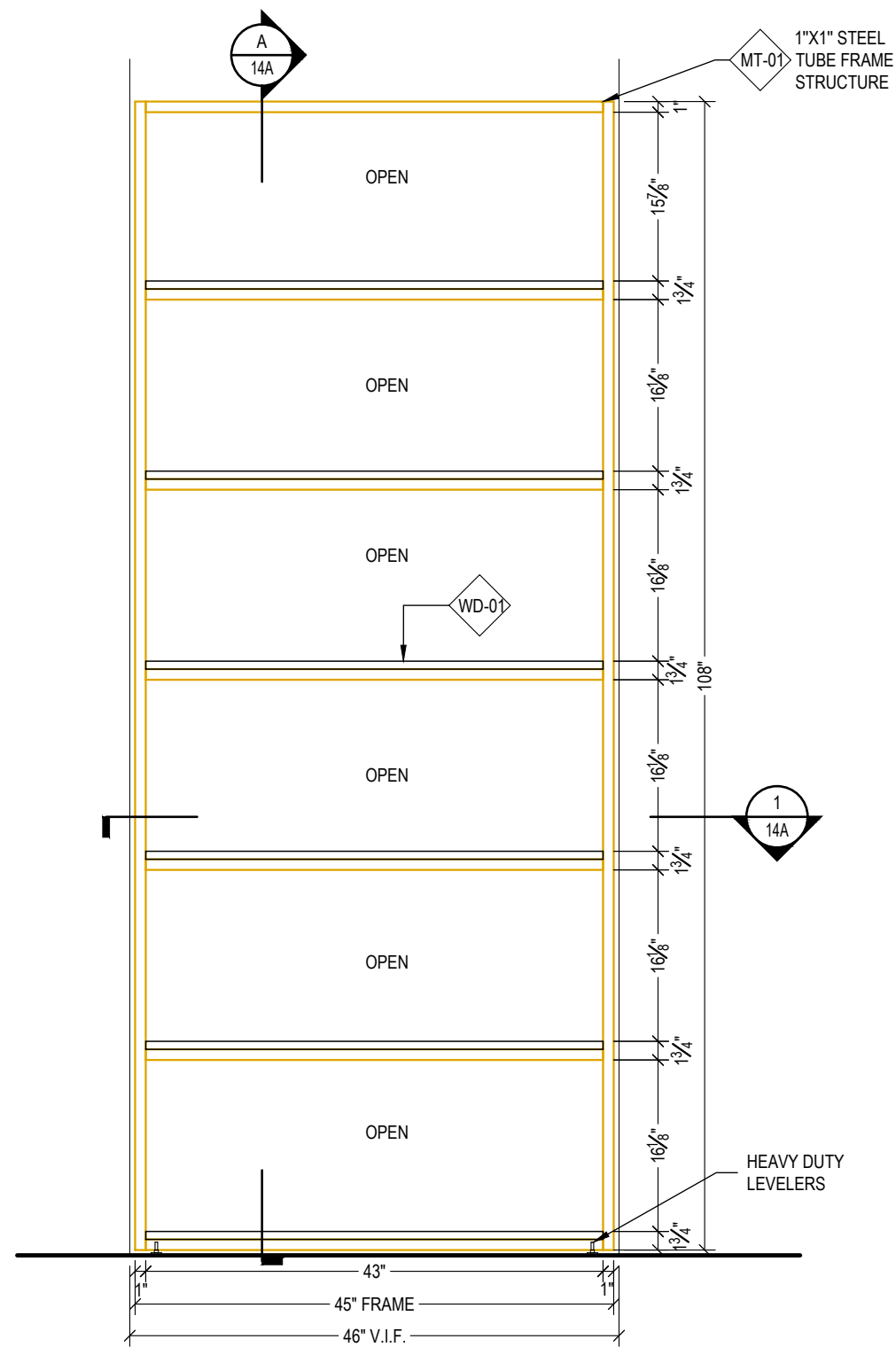
GRADE REQUIREMENTS:
 PREMIUM CUSTOM ECONOMY

ALL V.I.F. DIMENSIONS TO BE VERIFIED IN THE FIELD

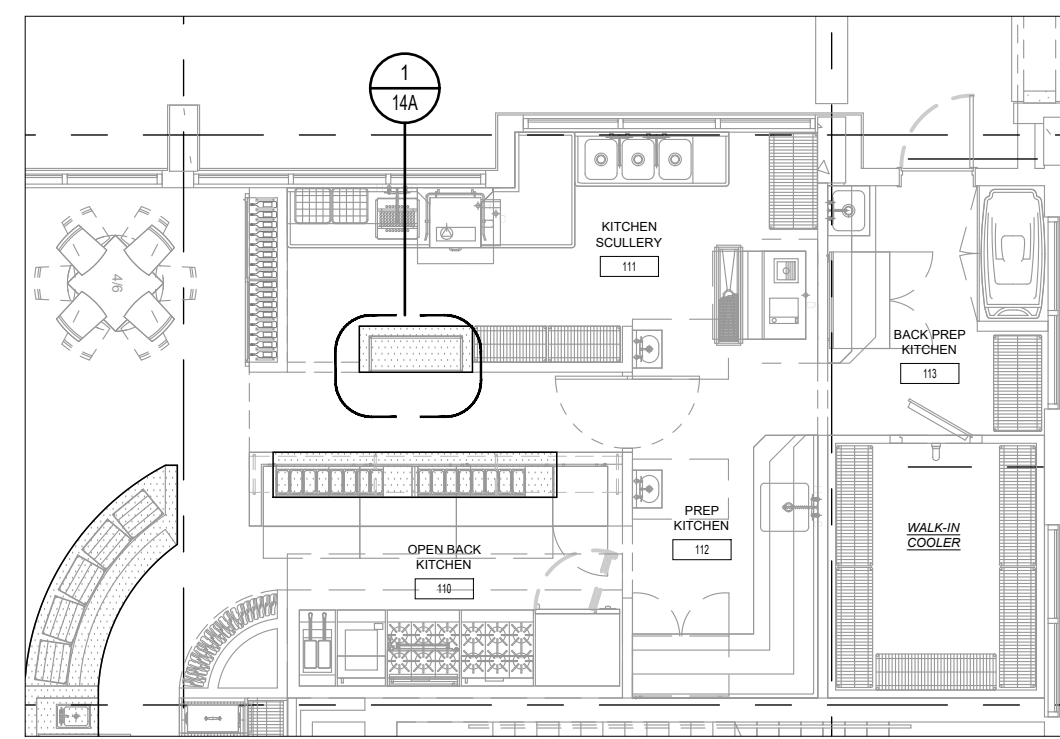
INT	DATE	DESCRIPTION	REV	Architect Name and Address	G.C Name and Address	Project Name and Address	Scope Description	AREA	GROUP	SERIES	Drawn By	Date	Project #	Submittal #	Drawing #
			A				LEVEL 1		OPEN FRONT KITCHEN 107	KITCHEN CANOPY	HD	04/15/20		01	13C



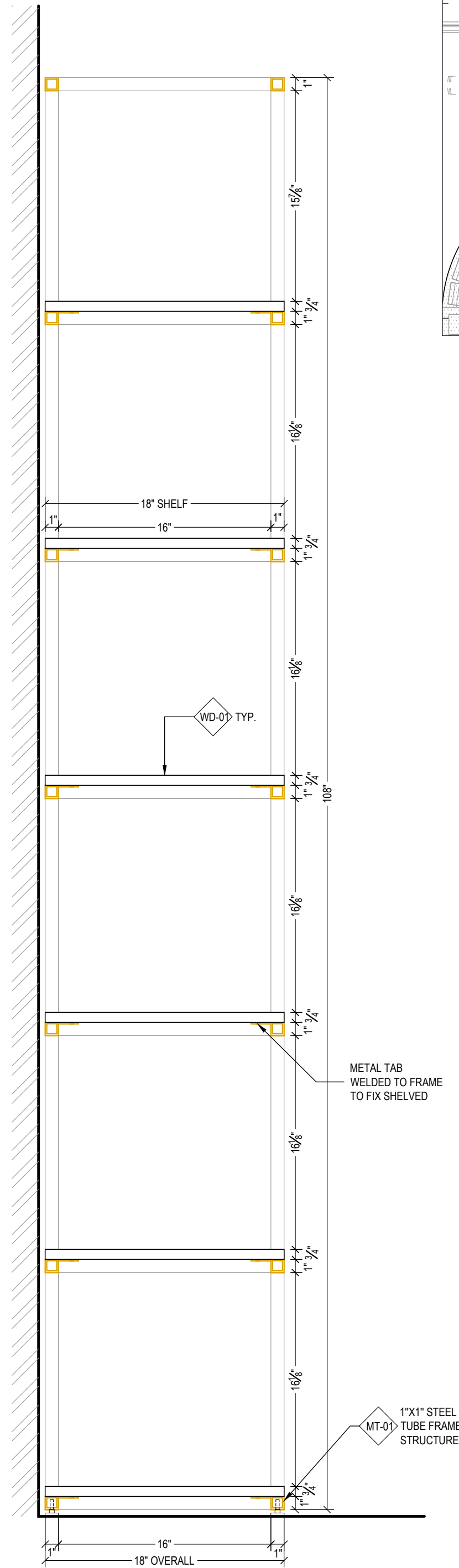
1 PLAN VIEW - KITCHEN SHELVING UNIT (4 EA REQ'D)
 SCALE: 3/4"=1'-0" ARCH REF: 1/ID1.01



2 ELEVATION - KITCHEN SHELVING UNIT (4 EA REQ'D)
 SCALE: 3/4"=1'-0" ARCH REF: 3/ID4.11



K1 LOCATION PLAN - FIRST FLOOR
 SCALE: 1/8"=1'-0" ARCH REF: 1/ID1.01



A SECTION
 SCALE: 1-1/2"=1'-0" ARCH REF: 4/ID4.11

FINISH SCHEDULE

MT-01	POWDERCOATED METAL - BRASS FINISH
	AGED BRASS LOOK CONTINGENT UPON C.O. APPROVAL
WD-01	STAINED HARDWOOD & VENEER AMERICAN WALNUT
	STAIN FINISH TO MATCH CONTROL SAMPLE

HARDWARE SCHEDULE

--	--

00CS	00FP1A	00RCP1A
------	--------	---------

GRADE REQUIREMENTS:

<input type="checkbox"/> PREMIUM	<input checked="" type="checkbox"/> CUSTOM	<input type="checkbox"/> ECONOMY
----------------------------------	--	----------------------------------

ALL V.I.F. DIMENSIONS TO BE VERIFIED IN THE FIELD

REV	DESCRIPTION	DATE	INT
A			
B			
C			
D			
E			
F			

Architect Name and Address

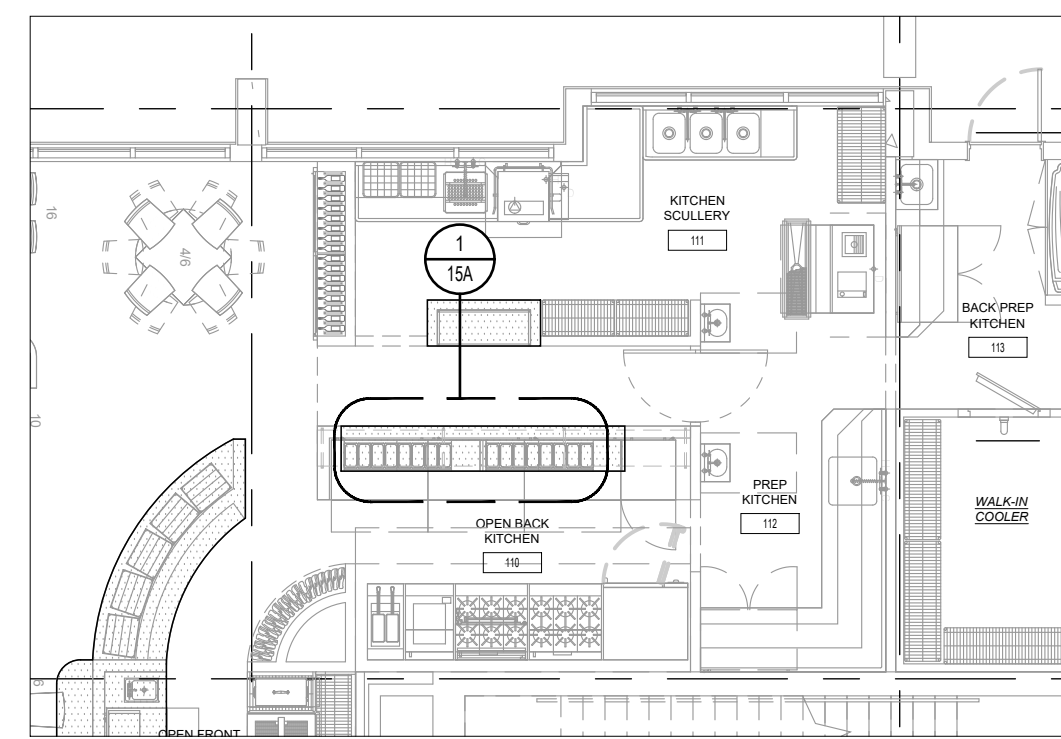
G.C Name and Address

Project Name and Address

Scope Description	AREA	GROUP	SERIES
LEVEL 1	OPEN BACK KITCHEN 108	KITCHEN SHELVING UNIT	

Drawn By	Date
HD	03/13/20
Project #	Submittal #
	01

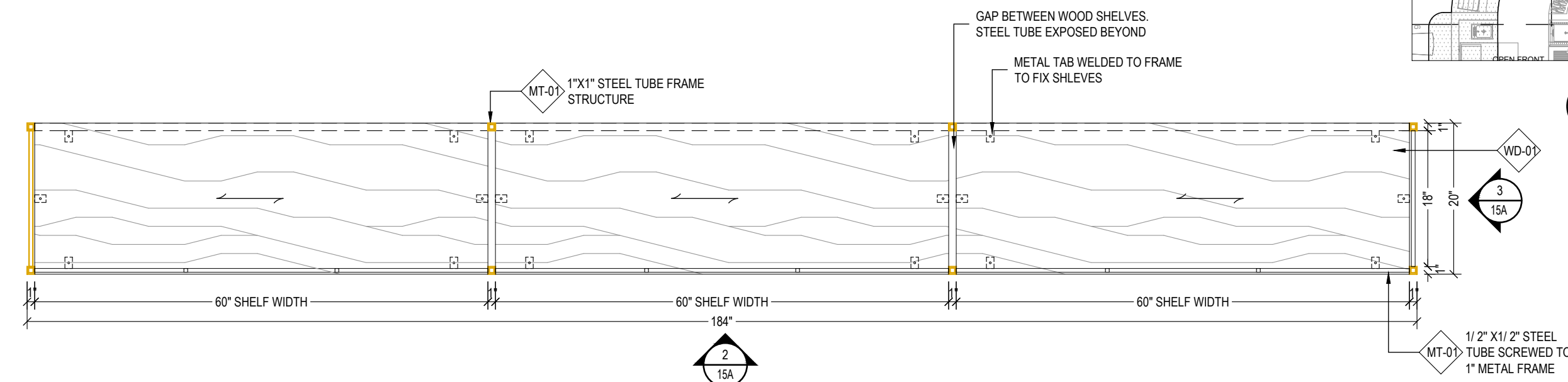
Drawing #
14A



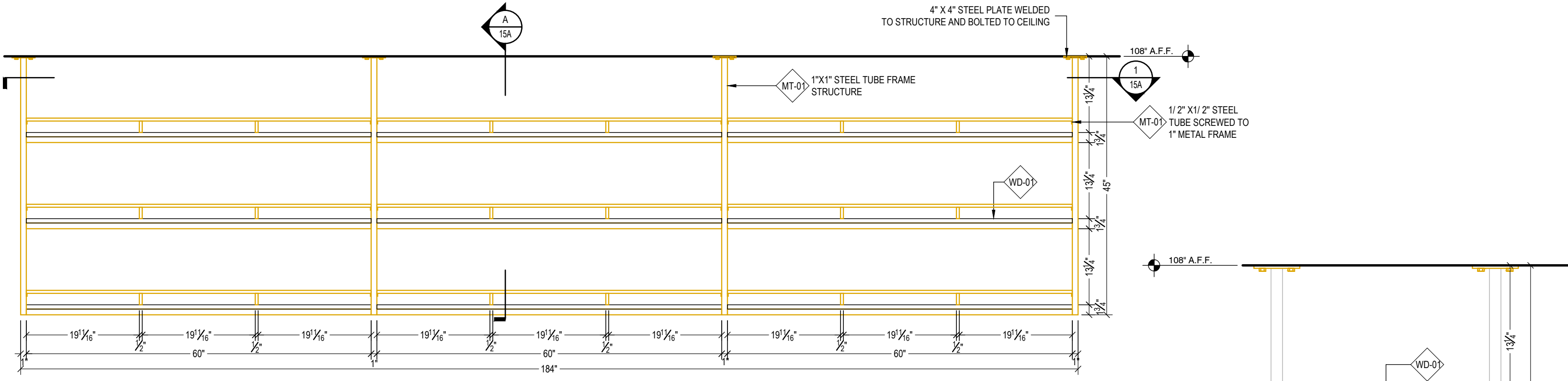
K1 LOCATION PLAN - FIRST FLOOR
SCALE: 1/8"=1'-0" ARCH REF: 1/ID1.01

FINISH SCHEDULE	
MT-01	POWDERCOATED METAL - BRASS FINISH
	AGED BRASS LOOK CONTINGENT UPON C.O. APPROVAL
WD-01	STAINED HARDWOOD & VENEER AMERICAN WALNUT
	STAIN FINISH TO MATCH CONTROL SAMPLE

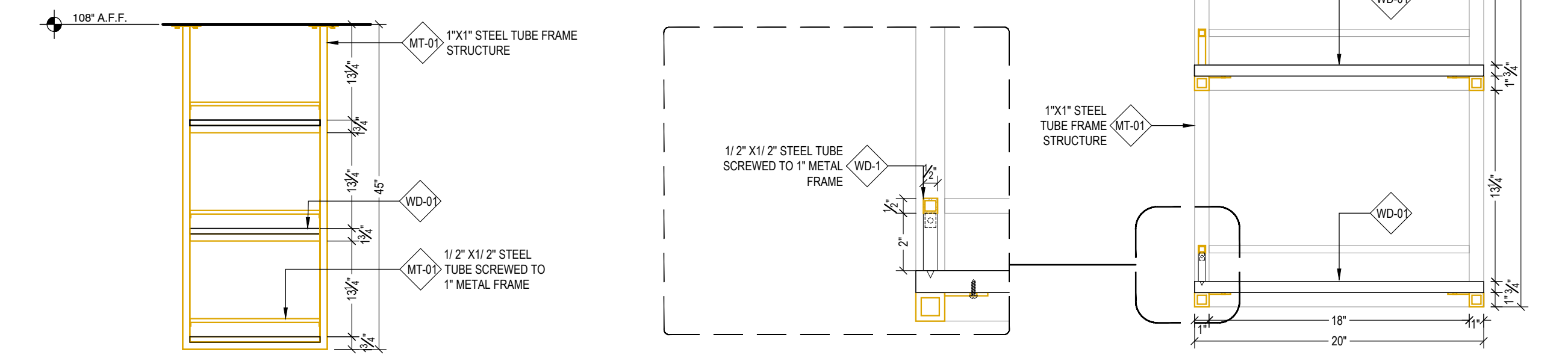
HARDWARE SCHEDULE



1 PLAN VIEW - CEILING SUSPENDED SHELVING
SCALE: 3/4"=1'-0" ARCH REF: 1/ID1.01



2 ELEVATION - CEILING SUSPENDED SHELVING
SCALE: 3/4"=1'-0" ARCH REF: 3/ID4.10



3 ELEVATION - CEILING SUSPENDED SHELVING
SCALE: 3/4"=1'-0" ARCH REF: 2/ID4.10

A SECTION
SCALE: 1-1/2"=1'-0" ARCH REF: 4/ID4.10

00CS	00FP1A	00RCP1A
------	--------	---------

GRADE REQUIREMENTS:		
<input type="checkbox"/> PREMIUM	<input checked="" type="checkbox"/> CUSTOM	<input type="checkbox"/> ECONOMY

ALL V.I.F. DIMENSIONS TO BE VERIFIED IN THE FIELD

Scope Description	Area	Group	Series	Project Name and Address	G.C Name and Address	Architect Name and Address	REV	DESCRIPTION	DATE	INT
LEVEL 1		OPEN BACK KITCHEN 108	CEILING SUSPENDED SHELVING				A			
							B			
							C			
							D			
							E			
							F			
Drawing #										
15A										